



U.S. Trade with Ukraine

Summary

In 2021, U.S. exports to Ukraine totaled \$2.5 billion, an 32.5% (\$620.4 million) increase from 2020; U.S. imports from Ukraine totaled \$1.9 billion, an 44.6% (\$582.4 million) increase; and the trade surplus was \$639.1 million, a 6.3% (\$38.0 million) increase.

In 2021, of the \$2.5 billion in U.S. exports to Ukraine, the top commodity sectors were Transportation Equipment (44.3% of the total exports), Oils, Minerals, Lime, and Cement (19.3%), and Machinery and Mechanical Appliances (11.7%).

In 2021, of the \$1.9 billion in U.S. imports from Ukraine, the top commodity sectors were Base Metals, Iron, Steel and Tools (59.7% of the total imports), Agricultural Products (12.0%), and Machinery and Mechanical Appliances (7.0%).

In 2021, **0.1%** of the total *U.S. exports* were shipped to Ukraine while **0.1%** of total *U.S. Imports* were delivered from Ukraine.

In 2021, U.S. exports of Transportation Equipment to Ukraine increased by 44.9% (\$347.1 million) from \$773.3 **million** in 2020 to \$1.1 **billion**, representing 0.5% of the total U.S. global exports of those commodities.

In 2021, U.S. imports of Base Metals, Iron, Steel and Tools from Ukraine increased by 61.8% from \$697.2 **million** in 2020 to \$1.1 **billion**, an increase of 61.8% (\$431.0 million), representing 0.7% of U.S. global imports of those commodities.

In 2021, U.S. exports to Ukraine shipped under a BIS license exception totaled \$3.5 billion, a \$1.1 million, 43.7% increase from 2020. The usage of the license exception authorization for Encryption Commodities & Software totaled \$2.2 million, a 38.1% (\$0.6 million) increase from \$1.6 million in 2020.

In 2021, BIS reviewed 160 export/re-export applications (not including deemed export applications) for tangible items, software and technology valued at \$576.4 million for Ukraine. License applications for Ukraine counted 0.4% of the World total by license count. BIS approved 137 with an approval rate of 85.6% for \$63.4 million. There were 23 RWAs with a value of \$513.0 million, and no denied license applications for Ukraine.

In 2021, BIS reviewed four applications from nationals of Ukraine for Deemed Exports. BIS approved three applications, there was one RWA, and there were no denials.

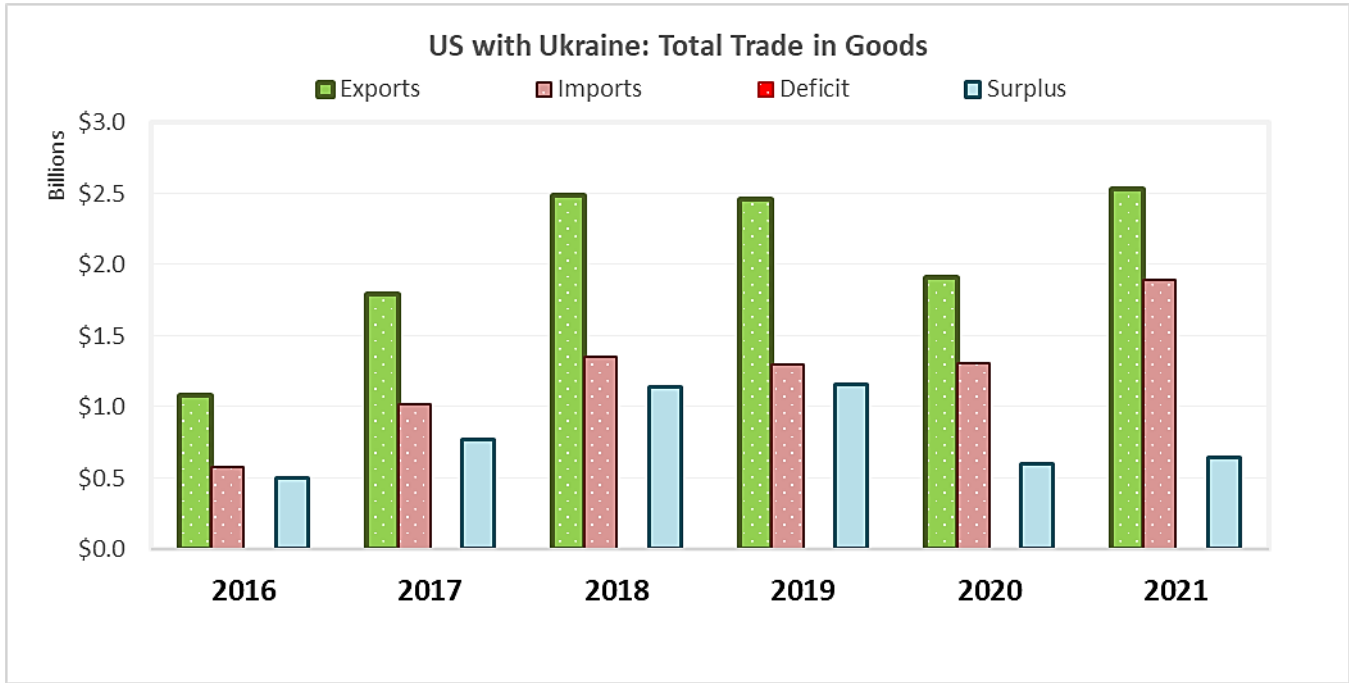
In 2021, the top approved ECNNs (including deemed exports) to Ukraine by count include: **0A501** for Firearms (except 0A502 shotguns) and Related Commodities with 41 approvals, **0A504** for Optical Sighting Devices for Firearms with 22 approvals; and **3A001** for Electronic items with 12 approvals.

In 2021, the average processing time for Ukraine was 45 calendar days.



I. Total U.S. Trade in Goods with Ukraine

In 2021, U.S. exports to Ukraine totaled \$2.5 billion, a 32.5% (\$620.4 million) increase from 2020; U.S. imports from Ukraine totaled \$1.9 billion, a 44.6% (\$582.4 million) increase; and the trade surplus was \$639.1 million, a 6.3% (\$38.0 million) increase.



In 2021, the level of both U.S. exports to Ukraine and U.S. imports from Ukraine exceeded the prior five-year average level by value not adjusted for inflation. The U.S. trade surplus with Ukraine is lower than the prior five-year average level by value not adjusted for inflation.

	2016	2017	2018	2019	2020	2021	2016-2020 Average
EXPORTS	\$1,076.7	\$1,788.3	\$2,486.9	\$2,457.4	\$1,908.0	\$2,528.3	\$1,943.4
Δvalue	--	\$711.7	\$698.5	-\$29.5	-\$549.4	\$620.4	
Δpct	--	66.1%	39.1%	-1.2%	-22.4%	32.5%	
IMPORTS	\$578.2	\$1,020.0	\$1,351.1	\$1,297.0	\$1,306.9	\$1,889.2	\$1,110.6
Δvalue	--	\$441.7	\$331.2	-\$54.2	\$9.9	\$582.4	
Δpct	--	76.4%	32.5%	-4.0%	0.8%	44.6%	
BALANCE	\$498.5	\$768.4	\$1,135.7	\$1,160.4	\$601.1	\$639.1	\$832.8
Δvalue	--	\$269.9	\$367.4	\$24.6	(\$559.3)	\$38.0	
Δpct	--	54.2%	47.8%	2.2%	-48.2%	6.3%	

Values in Millions of U.S. Dollars. Source: U.S. Census Bureau USA Trade Portal February 15, 2022



In 2021, of the \$2.5 billion in U.S. exports to Ukraine, the top commodity sectors were Transportation Equipment (44.3% of the total exports), Oils, Minerals, Lime, and Cement (19.3%), and Machinery and Mechanical Appliances (11.7%).

In 2021, of the \$1.9 billion in U.S. imports from Ukraine, the top commodity sectors were Base Metals, Iron, Steel and Tools (59.7% of the total imports), Agricultural Products (12.0%), and Machinery and Mechanical Appliances (7.0%).

Imports from Ukraine by Sector	Ukraine Commodity Trade 2021	US exports to Ukraine by Sector
\$1,889,233,424	Total Value All Commodities	\$2,528,336,115
12.0%	Agriculture (Chapters 01-24)	7.7%
4.3%	Oils, Minerals, Lime, Cement (Chapters 25-27)	19.3%
4.5%	Chemicals, Plastics, Rubber, Leather (Chapters 28-43)	7.8%
1.2%	Wood, Cork, Paper, Printed Books (Chapters 44-49)	0.5%
4.2%	Textiles, Footwear, Headgear (Chapters 50-67)	2.8%
1.4%	Stone, Glass, Metals, Pearls (Chapters 68-71)	0.2%
59.7%	Base Metals, Iron, Steel, Tools (Chapters 72-83)	1.2%
7.0%	Machinery & Mechanical Appliances (Chapters 84-85)	11.7%
0.9%	Transportation Equipment (Chapters 86-89)	44.3%
0.6%	Optical, Measuring, Medical, Other Instruments (Chapters 90-92)	2.2%
0.1%	Arms & Ammunition (Chapter 93)	0.5%
2.1%	Miscellaneous Manufactured Items (Chapters 94-96)	0.3%
0.2%	Art, Collectors' Pieces, Antiques (Chapter 97)	0.0%
1.9%	Special Items (Chapters 98)	1.4%

Source: U.S. Census Bureau USA Trade Portal February 15, 2022

The Share of U.S. – Ukraine Trade in U.S. Global Trade

In 2021, **0.1%** of the total U.S. exports were shipped to Ukraine while **0.1%** of total U.S. Imports were delivered from Ukraine.

U.S. Exports of Transportation Equipment

In 2021, U.S. exports of Transportation Equipment to Ukraine increased by 44.9% (\$347.1 million) from \$773.3 million in 2020 to \$1.1 billion, representing 0.5% of the total U.S. global exports of those commodities.

U.S. Imports of Base Metals, Iron, Steel and Tools

In 2021, U.S. imports of Base Metals, Iron, Steel and Tools from Ukraine increased by 61.8% from \$697.2 million in 2020 to \$1.1 billion, an increase of 61.8% (\$431.0 million), representing 0.7% of U.S. global imports of those commodities.



U.S. Exports to Ukraine subject to U.S. Government Export Control

II. U.S. Exports to Ukraine subject to U.S. Government Export Control

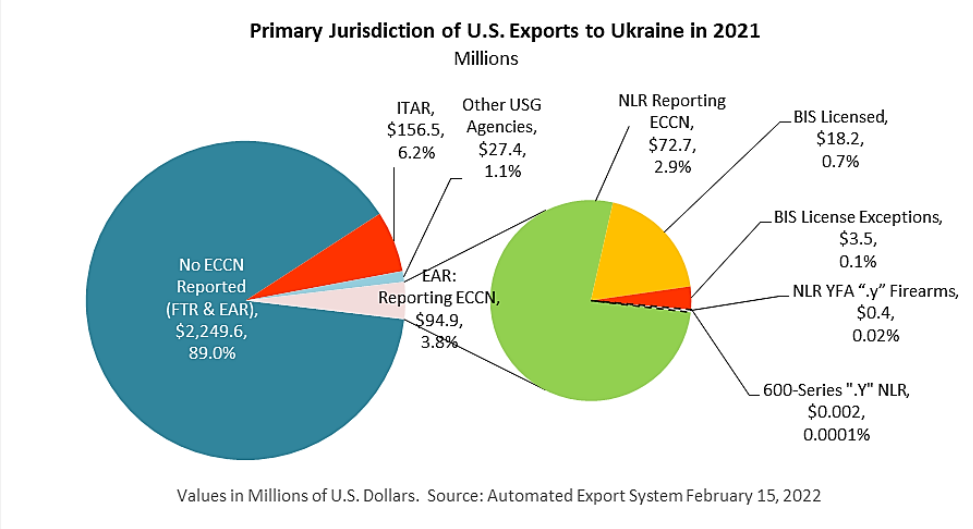
In 2021, of the \$2.5 billion in U.S. exports to Ukraine:

- \$156.5 million, 6.2% were exported under ITAR authorization.
- \$27.4 million, 1.1% were exported under other government authorizations.
- \$21.7 million, 0.9% were subject to a BIS license requirement:
 - \$18.2 million, 0.7% were exported under a BIS license. Worldwide, 0.4% were exported under a BIS license.
 - \$3.5 million, 0.1% were exported under a BIS license exception. Worldwide, 0.8% were exported under a BIS license exception.
- \$72.7 million, 2.9% were exported under No License Required with an ECCN; Worldwide, 10.0% were exported under NLR with an ECCN reported.
 - \$0.002 million, 0.0001% were exported under NLR for 600-series .y subparagraph items. Worldwide, 0.02% were exported under NLR 600-series .y subparagraph items.
 - \$0.4 million, 0.02% were exported under NLR for 0A501 .y subparagraph Firearms items; Worldwide, 0.001% were exported under NLR for 0A501 .y subparagraph Firearms items.

Ukraine			
	2019	2020	2021
Department of State	\$164.4	\$169.0	\$156.5
Other USG Agencies	\$22.0	\$19.1	\$27.4
Department of Commerce	\$2,270.9	\$1,719.8	\$2,344.5
BIS Licensed	\$4.1	\$13.9	\$18.2
BIS License Exceptions	\$4.4	\$2.4	\$3.5
NLR reporting an ECCN	\$108.1	\$29.5	\$72.7
NLR not reporting an ECCN	\$2,154.4	\$1,673.7	\$2,249.6
NLR 600-Series ".y" subparagraph	\$0.01	\$0.2	\$0.002
NLR YFA ".y" subparagraph Firearms	\$0.0	\$0.1	\$0.4

Values in Millions of U.S. Dollars. Source: Automated Export System February 15, 2022

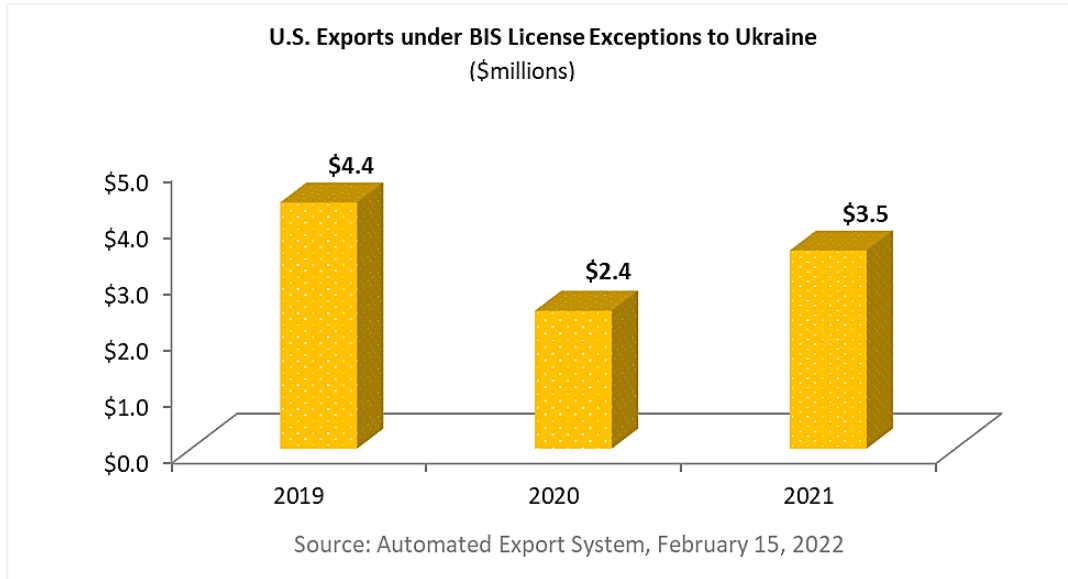
Reasons for Control	Chemical and Biological Weapons			Nuclear Nonproliferation		National Security		Missile Tech	Regional Stability		Firearms Convention	Crime Control			Anti-Terrorism	
	CB:1	CB:2	CB:3	NP:1	NP:2	NS:1	NS:2	MT:1	RS:1	RS:2	FC:1	CC:1	CC:2	CC:3	AT:1	AT:2
Ukraine	X					X	X	X	X	X		X	X			



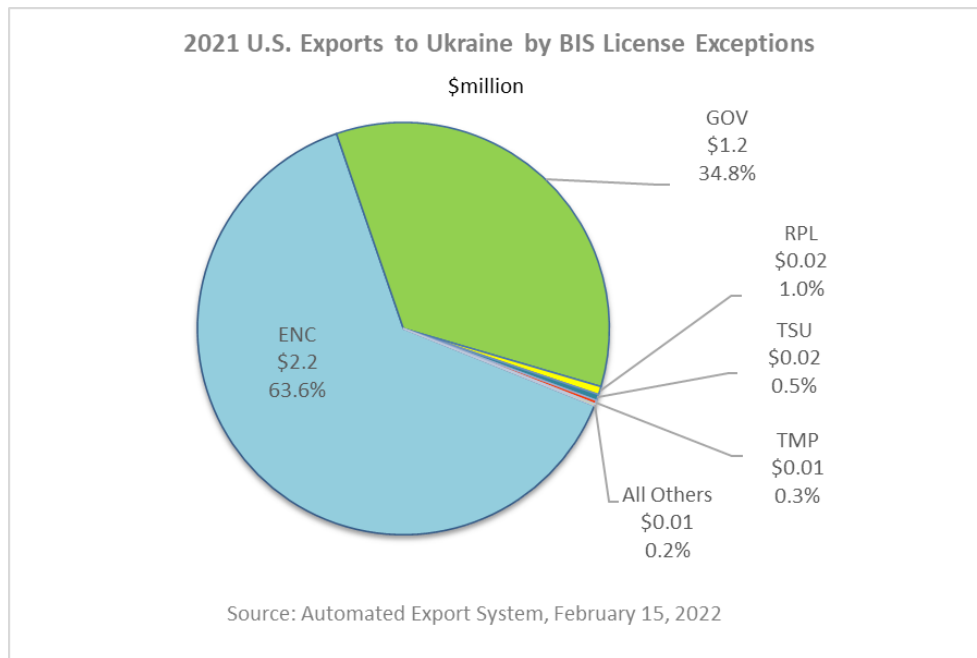


U.S. Exports to Ukraine subject to U.S. Government Export Control

In 2021, U.S. exports to Ukraine shipped under a BIS license exception totaled \$3.5 million, a \$1.1 million, 43.7% increase from 2020.




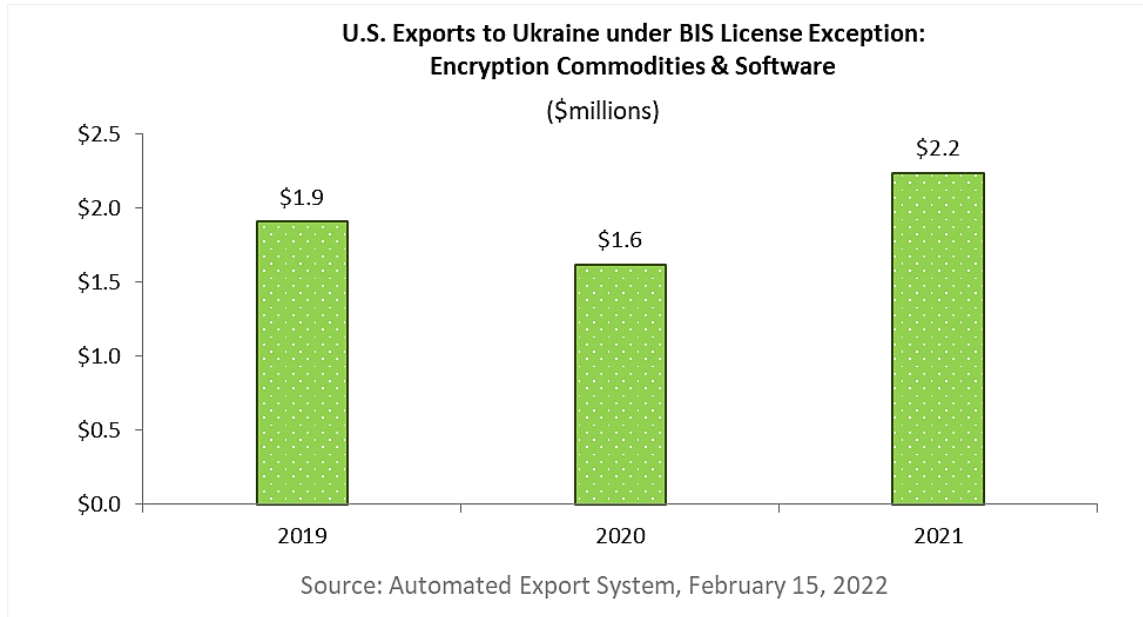
In 2021, the top license exception Encryption Commodities & Software (ENC) totaled \$2.2 million (63.6% of all license exceptions), followed by Government & International Operations (GOV) at \$1.2 million (34.8%), and Servicing and Replacement of Parts and Equipment at \$0.02 million (1.0%).





U.S. Exports to Ukraine subject to U.S. Government Export Control

In 2021, U.S. exports to Ukraine shipped under the BIS license exception Encryption Commodities & Software totaled \$2.2 million, a 38.1% (\$0.6 million) increase from 2020.





U.S. Exports to Ukraine by Top Ten Export Control Classification Numbers (ECCN)

Top Ten ECCNs by Value to Ukraine (\$millions)		
LICENSED	#1	0B505 Test, inspection, and production “equipment” and related commodities “
	#2	0A501 Firearms (except 0A502 shotguns) and related commodities as follows (s
	#3	0A505 Ammunition as follows (see List of Items Controlled).
	#4	0A504 Optical sighting devices for firearms (including shotguns controlled b
	#5	3A611 Military electronics, as follows (see List of Items Controlled).
	#6	5A002 “Information security” systems, equipment and “components,” as follows
	#7	6A003 Cameras, Systems or Equipment, and “Components” Therefor, as Follows (
	#8	0A502 Shotguns; shotguns “parts” and “components,” consisting of complete tr
	#9	1A004 Protective and Detection Equipment and “Components,” Not “Specially De
	#10	1A613 Armored and protective “equipment” and related commodities, as follows

Note: ECCN descriptions have been truncated: please review Commerce Control List for full description

Top Ten ECCNs by Value to Ukraine (\$millions)		
EXCEPTIONS	#1	5A002 “Information security” systems, equipment and “components,” as follows
	#2	1A004 Protective and Detection Equipment and “Components,” Not “Specially De
	#3	3A981 Polygraphs (except biomedical recorders designed for use in medical fa
	#4	7A103 Instrumentation, navigation equipment and systems, other than those co
	#5	0A501 Firearms (except 0A502 shotguns) and related commodities as follows (s
	#6	EAR99 Items subject to the EAR that are not elsewhere specified in this CCL
	#7	9A991 “Aircraft,” n.e.s., and gas turbine engines not controlled by 9A001 or
	#8	3A001 Electronic items as follows (see List of Items Controlled).
	#9	2B991 Numerical control units for machine tools and “numerically controlled”
	#10	6A005 “Lasers,” “components” and optical equipment, as follows (see List of

Note: ECCN descriptions have been truncated: please review Commerce Control List for full description

Top Ten ECCNs by Value to Ukraine (\$millions)		
NLR with ECCN	#1	9A991 “Aircraft,” n.e.s., and gas turbine engines not controlled by 9A001 or
	#2	5A992 Equipment not controlled by 5A002 (see List of Items Controlled).
	#3	7A994 Other navigation direction finding equipment, airborne communication e
	#4	5A991 Telecommunication equipment, not controlled by 5A001 (see List of Item
	#5	1C992 Commercial charges and devices containing energetic materials, n.e.s.
	#6	1A999 Specific Processing Equipment, n.e.s., as Follows (See List of Items C
	#7	3B991 Equipment not controlled by 3B001 for the manufacture of electronic “p
	#8	3A999 Specific Processing Equipment, n.e.s., as Follows (See List of Items C
	#9	2B999 Specific Processing Equipment, n.e.s., as Follows (See List of Items C
	#10	8A992 Vessels, marine systems or equipment, not controlled by 8A001 or 8A002

Note: ECCN descriptions have been truncated: please review Commerce Control List for full description



U.S. Exports to Ukraine by Top Ten Export Control Classification Numbers (ECCN)

Top Ten ECCNs to Ukraine by Shipment Count			
LICENSED	#1	0A501	Firearms (except 0A502 shotguns) and related commodities as follows (s
	#2	0A504	Optical sighting devices for firearms (including shotguns controlled b
	#3	0A505	Ammunition as follows (see List of Items Controlled).
	#4	5A002	"Information security" systems, equipment and "components," as follows
	#5	0A502	Shotguns; shotguns "parts" and "components," consisting of complete tr
	#6	1A004	Protective and Detection Equipment and "Components," Not "Specially De
	#7	3A001	Electronic items as follows (see List of Items Controlled).
	#8	0B505	Test, inspection, and production "equipment" and related commodities "
	#9	6A005	"Lasers," "components" and optical equipment, as follows (see List of
	#10	3A611	Military electronics, as follows (see List of Items Controlled).

Note: ECCN descriptions have been truncated: please review Commerce Control List for full description

Top Ten ECCNs to Ukraine by Shipment Count			
EXCEPTIONS	#1	5A002	"Information security" systems, equipment and "components," as follows
	#2	1A004	Protective and Detection Equipment and "Components," Not "Specially De
	#3	0A501	Firearms (except 0A502 shotguns) and related commodities as follows (s
	#4	2B991	Numerical control units for machine tools and "numerically controlled"
	#5	EAR99	Items subject to the EAR that are not elsewhere specified in this CCL
	#6	7A103	Instrumentation, navigation equipment and systems, other than those co
	#7	3A981	Polygraphs (except biomedical recorders designed for use in medical fa
	#8	3A001	Electronic items as follows (see List of Items Controlled).
	#9	9A991	"Aircraft," n.e.s., and gas turbine engines not controlled by 9A001 or
	#10	5B002	"Information Security" test, inspection and "production" equipment, as

Note: ECCN descriptions have been truncated: please review Commerce Control List for full description

Top Ten ECCNs to Ukraine by Shipment Count			
NLR with ECCN	#1	9A991	"Aircraft," n.e.s., and gas turbine engines not controlled by 9A001 or
	#2	5A992	Equipment not controlled by 5A002 (see List of Items Controlled).
	#3	5A991	Telecommunication equipment, not controlled by 5A001 (see List of Item
	#4	7A994	Other navigation direction finding equipment, airborne communication e
	#5	3A991	Electronic devices, and "components" not controlled by 3A001.
	#6	3A992	General purpose electronic equipment not controlled by 3A002.
	#7	3A999	Specific Processing Equipment, n.e.s., as Follows (See List of Items C
	#8	1C992	Commercial charges and devices containing energetic materials, n.e.s.
	#9	0A501	Firearms (except 0A502 shotguns) and related commodities as follows (s
	#10	4A994	Computers, "electronic assemblies" and related equipment not controlle

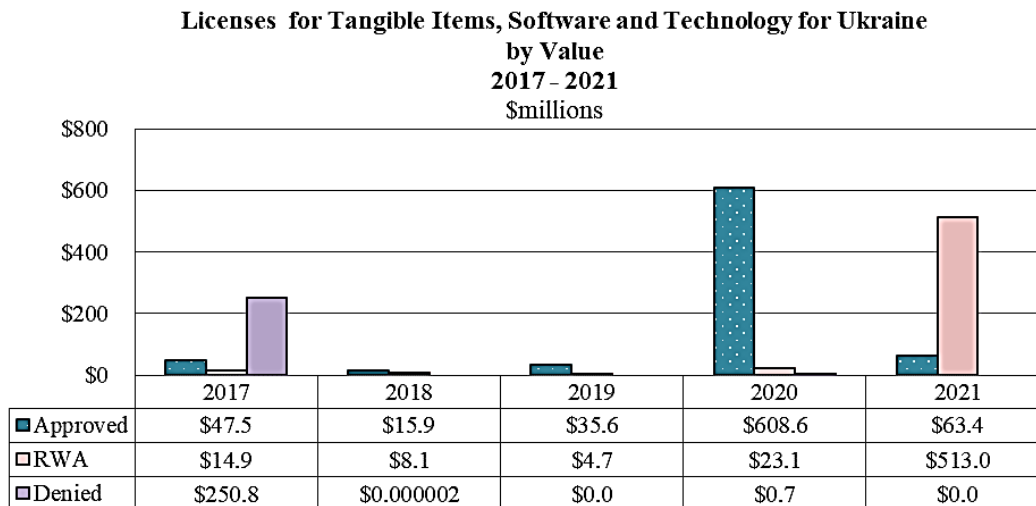
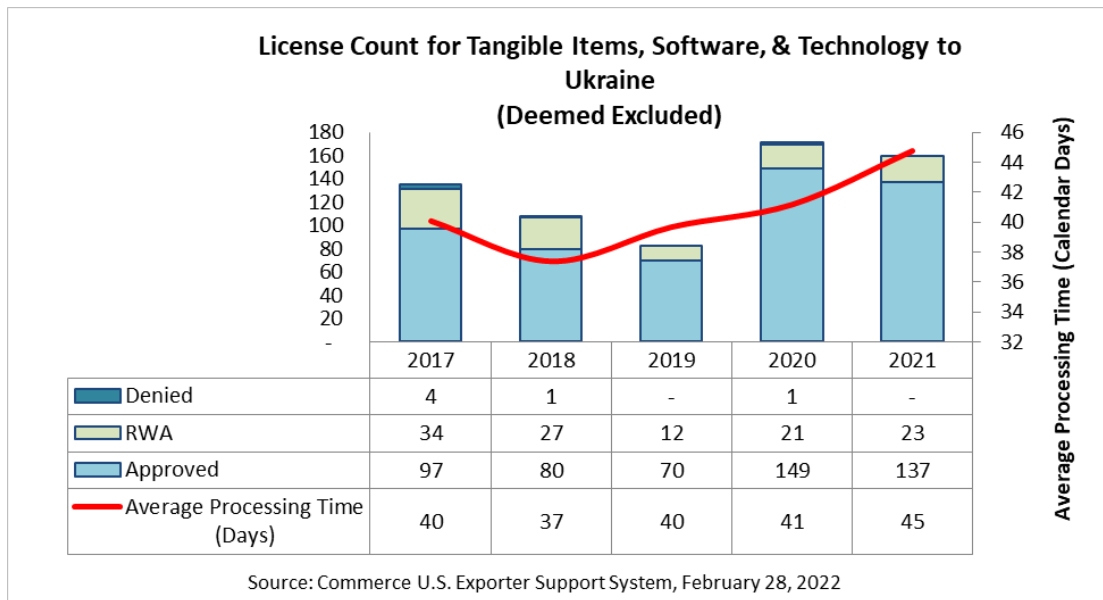
Note: ECCN descriptions have been truncated: please review Commerce Control List for full description



III. BIS Licensing to Ukraine

In 2021, BIS reviewed 160 export/re-export applications (not including deemed export applications) for Tangible items, software and technology valued at \$576.4 million for Ukraine, out of a total of 39,901 applications worldwide for tangible items, software and technology valued at \$ 1.4 trillion.

Approved applications for Ukraine totaled 137 with an approval rate of 85.6% for \$63.4 million, compared to 34,369 (86.1%) approved applications for all destinations valued at \$322.8 billion.





BIS License Determination Trends for Ukraine

In 2021, BIS reviewed four applications for Deemed Exports from nationals of Ukraine, out of 942 applications worldwide for deemed exports. BIS approved three applications (75.0%), compared to the 821 (87.2%) approved applications for all destinations.

In the last five years, there were no denials for Deemed Export applications from nationals of Ukraine.

Deemed Export Licenses for Nationals of Ukraine						
2017 - 2021						
Year	Approved	RWA	Denied	Ukraine Total	World Total	Ukraine Total/ World Total
2017	11	1	0	12	1,510	0.8%
2018	4	1	0	5	967	0.5%
2019	6	2	0	8	1,302	0.6%
2020	4	0	0	4	1,212	0.3%
2021	3	1	0	4	942	0.4%

Source: Commerce U.S. Exporter Support System, February 28, 2022

In 2021, the top approved ECNNs (including deemed exports) for Ukraine by count include: **0A501** for Firearms (except 0A502 shotguns) and Related Commodities with 41 approvals, **0A504** for Optical Sighting Devices for Firearms with 22 approvals; and **3A001** for Electronic Items with 12 approvals.

Top Ten Approved (with deemed) ECNNs to Ukraine by Count		2017	2018	2019	2020	2021	% of World Total 2021
APPROVED	#1 0A501 Firearms (except 0A502 shotguns) and related commodities as follows (s	-	-	-	60	41	0.8%
	#2 0A504 Optical sighting devices for firearms (including shotguns controlled b	-	-	-	13	22	1.6%
	#3 3A001 Electronic items as follows (see List of Items Controlled).	8	4	10	10	12	1.0%
	#4 5D002 "Software" as follows (see List of Items Controlled).	5	3	-	3	10	1.6%
	#5 0A505 Ammunition as follows (see List of Items Controlled).	-	-	-	16	10	1.0%
	#6 1A004 Protective and Detection Equipment and "Components," Not "Specially De	11	6	6	8	10	2.8%
	#7 3D980 "Software" "specially designed" for the "development," "production" or	8	8	1	9	5	1.7%
	#8 3A611 Military electronics, as follows (see List of Items Controlled).	6	3	4	5	5	0.2%
	#9 3A981 Polygraphs (except biomedical recorders designed for use in medical fa	11	9	1	10	4	1.2%
	#10 6A003 Cameras, Systems or Equipment, and "Components" Therefor, as Follows	8	4	5	6	4	0.3%

Source: Commerce U.S. Exporter Support System, February 28, 2022

Note: ECCN Descriptions have been truncated: please review Commerce Control List for Full Description

In 2021, there were 23 RWA applications with a value of \$513.0 million, and no denied license applications for Ukraine.

In 2021, the average processing time for Ukraine was 45 calendar days.



Summary of U.S. Exports to Ukraine

Summary of U.S. Exports to Ukraine Calendar Year 2021				
	CY2021	CY2020	% of Total Exports	Percentage Change from previous year
Total Exports	\$2,528,336,115	\$1,907,962,744		32.5%
Total Subject to ITAR	\$156,492,927	\$169,004,362	6.2%	-7.4%
Subject to Other Gov. Agencies	\$27,381,471	\$19,137,646	1.1%	43.1%
Detailed Summary of EAR-Controlled Exports				
AES License Type	Description	Value	Percentage of Total	Percentage Description
C30	Licenses	\$18,227,702	100.0%	
VDC	Voluntary Disclosure	\$0		
Total of Licensed		\$18,227,702	0.7%	Total Licensed/Total Exports
C40	TMP	\$10,116	0.3%	
C41	RPL	\$22,450	0.6%	
C42	GOV	\$1,221,365	34.8%	
C44	TSU	\$16,966	0.5%	
C46	AVS	\$5,400	0.2%	
C50	ENC	\$2,231,946	63.6%	
Total of License Exceptions		\$3,508,243	0.1%	Total License Exceptions/Total Exports
			16.1%	Total License Exceptions/Total Subject to License Requirement
Total subject to license requirement (Licensed and License Exceptions)		\$21,735,945	0.9%	Total Subject to License Requirement/Total Exports
C33	NLR reporting an ECCN	\$72,711,640	2.9%	NLR reporting an ECCN/ Total Exports
C60	NLR for 600-Series ".y" subparagraph	\$1,764	0.0001%	NLR for 600-Series ".y" subparagraph/ Total Exports
C63	NLR for 0A501 .y subparagraph Firearms	\$403,790	0.02%	NLR for 0A501 .y subparagraph firearms/ Total Exports
Total of NLR		\$73,117,194	2.9%	Total NLR with an ECCN/ Total Exports
Exports not reporting an ECCN		\$2,249,608,578	89.0%	

Source: U.S. Census Bureau, Foreign Trade Division and Automated Export System