



Summary

In 2021, U.S. exports to Cuba totaled \$323.5 million, an 82.9% (\$146.6 million) increase from 2020; U.S. imports from Cuba totaled \$2.9 million, an 80.6% (\$12.0 million) decrease; and the trade surplus was \$320.6 million, a 98.0% (\$158.6 million) increase.

In 2021, 0.02% of total U.S. exports to the World were exported to Cuba and 0.0001% of the total U.S. Imports were imported from Cuba.

In 2021, of the \$323.5 million in U.S. exports to Cuba, the top commodity sector was Agriculture (91.3%), followed by Special Classification Items (3.4%), and Oils, Minerals, Lime, and Cement (2.6%).

In 2021, of the \$2.9 million in U.S. imports from Cuba, the sole commodity sector was Art, Collectors' Pieces, and Antiques.

In 2021, U.S. exports to Cuba shipped under a BIS license exception totaled \$265.9 million, a 66.1% (\$105.8 million) increase from \$160.1 million in 2020.

In 2021, U.S. exports of Agricultural Commodities under BIS license Exceptions increase 72.8% (\$102.9 million) from totaled \$141.3 million in 2020 to \$244.2 million.

In 2021, U.S. exports under BIS license Exceptions Support for Cuban People totaled \$20.5 million, almost 3 times of \$7.9 million in 2020.

In 2021, BIS reviewed 181 export/re-export applications (not including deemed export applications) for tangible items, software and technology valued at \$2.4 billion for Cuba. Approved applications for Cuba totaled 130 (71.8% of the total applications) for \$1.6 billion; there were 41 RWA valued at \$741.6 million and 10 denials valued at \$25.5 million. In 2021, License applications for Cuba counted 0.5% of the World total by license count.

In 2021, BIS received two applications from Cuban nationals for deemed exports. BIS approved these two, and there were no RWA or denial. The deemed export applications from Cuban nationals counted 0.2% of the World total by license count.

In 2021, the top approved ECNNs (including deemed exports) for Cuba by count include: 5A992 for Equipment not controlled by 5A002 with 11 approvals, and 5A002 "Information security" systems, equipment, and "components" with 8 approvals.

In 2021, the average processing time for Cuba was 28 calendar days.



I. Total U.S. Trade in goods with Cuba

In 2021, U.S. exports to Cuba totaled \$323.5 million, an 82.9% (\$146.6 million) increase from 2020; U.S. imports from Cuba totaled \$2.9 million, an 80.6% (\$12.0 million) decrease; and the trade surplus was \$320.6 million, a 98.0% (\$158.6 million) increase.



Source: U.S. Census Bureau USA Trade Portal February 15, 2022

In 2021, the level of U.S. exports to Cuba exceeded the prior five-year average level by value not adjusted for inflation, and the level of U.S. imports from Cuba below the prior five-year average level by value not adjusted for inflation. The U.S. trade surplus with Cuba is higher than the prior five-year average level by value not adjusted for inflation.

	2016	2017	2018	2019	2020	2021	2016-2020 Average
EXPORTS	\$241.8	\$291.3	\$271.0	\$286.5	\$176.8	\$323.5	\$253.5
Δvalue	--	\$49.4	-\$20.3	\$15.5	-\$109.6	\$146.6	
Δpct	--	20.4%	-7.0%	5.7%	-38.3%	82.9%	
IMPORTS	\$0.0	\$0.0	\$1.3	\$2.5	\$14.9	\$2.9	\$3.7
Δvalue	--	\$0.0	\$1.3	\$1.3	\$12.3	-\$12.0	
Δpct	--	0.0%	0.0%	101.7%	484.3%	-80.6%	
BALANCE	\$241.8	\$291.3	\$269.7	\$283.9	\$161.9	\$320.6	\$249.7
Δvalue	--	\$49.4	(\$21.5)	\$14.2	(\$122.0)	\$158.6	
Δpct	--	20.4%	-7.4%	5.3%	-43.0%	98.0%	

Values in Millions of U.S. Dollars. Source: U.S. Census Bureau USA Trade Portal February 15, 2022



U.S. Trade with Cuba

In 2021, of the \$323.5 million in U.S. exports to Cuba, the top commodity sector was Agriculture (91.3%), followed by Special Classification Items (3.4%), and Oils, Minerals, Lime, and Cement (2.6%).

In 2021, of the \$2.9 million in U.S. imports from Cuba, the sole commodity sector was Art, Collectors' Pieces, and Antiques.

Imports from Cuba by Sector	Cuba Commodity Trade 2021	US exports to Cuba by Sector
\$2,891,137	Total Value All Commodities	\$323,457,325
0.0%	Agriculture (Chapters 01-24)	91.3%
0.0%	Oils, Minerals, Lime, Cement (Chapters 25-27)	0.0%
0.0%	Chemicals, Plastics, Rubber, Leather (Chapters 28-43)	2.6%
0.0%	Wood, Cork, Paper, Printed Books (Chapters 44-49)	0.5%
0.0%	Textiles, Footwear, Headgear (Chapters 50-67)	0.0%
0.0%	Stone, Glass, Metals, Pearls (Chapters 68-71)	0.0%
0.0%	Base Metals, Iron, Steel, Tools (Chapters 72-83)	0.0%
0.0%	Machinery & Mechanical Appliances (Chapters 84-85)	1.0%
0.0%	Transportation Equipment (Chapters 86-89)	1.1%
0.0%	Optical, Measuring, Medical, Other Instruments (Chapters 90-92)	0.1%
0.0%	Arms & Ammunition (Chapter 93)	0.0%
0.0%	Miscellaneous Manufactured Items (Chapters 94-96)	0.0%
100.0%	Art, Collectors' Pieces, Antiques (Chapter 97)	0.0%
0.0%	Special Items (Chapters 98)	3.4%

Source: U.S. Census Bureau USA Trade Portal February 15, 2022

In 2021, 0.02% of the total U.S. exports were shipped to Cuba while 0.0001% of total U.S. Imports were delivered from Cuba.

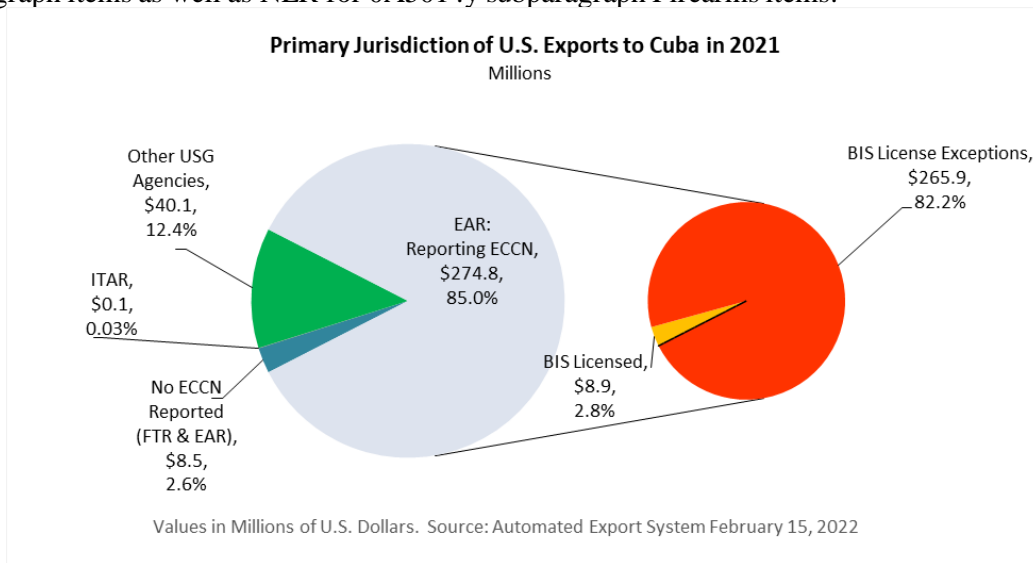


U.S. Exports to Cuba subject to U.S. Government Export Control

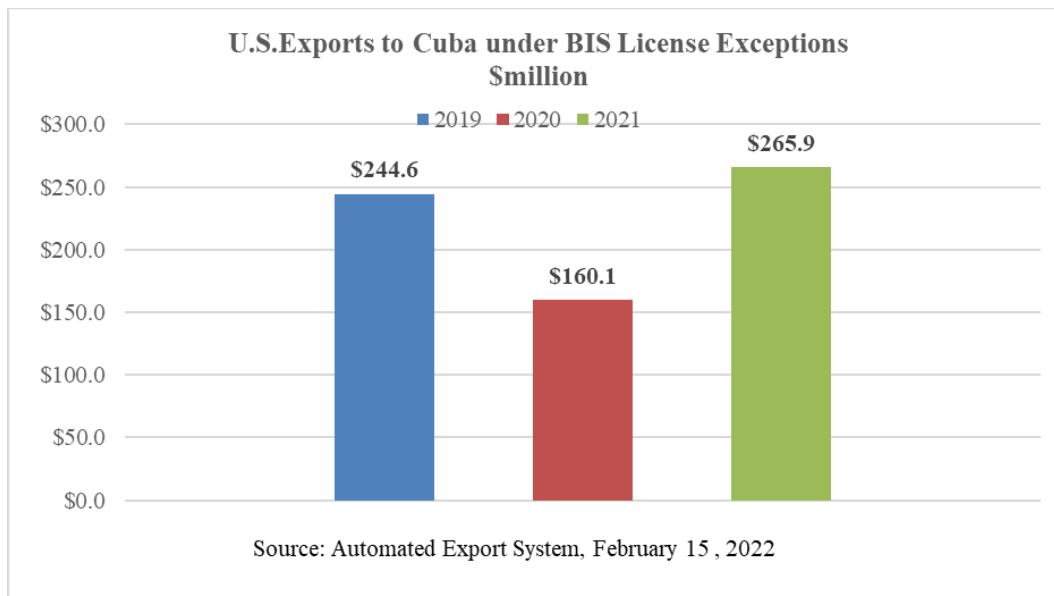
II. U.S. Exports to Cuba subject to U.S. Government Export Control

In 2021, of the \$323.5 million in U.S. exports to Cuba:

- 85.0% were subject to a BIS license requirement.
 - 2.8% were exported under a BIS license. Worldwide, 0.4% were exported under a BIS license.
 - 82.2% were exported under a BIS license exception. Worldwide, 0.8% were exported under a BIS license exception.
- There was no shipment under No License Required (NLR) reporting an ECCN, NLR for 600-series .y subparagraph items as well as NLR for 0A501 .y subparagraph Firearms items.



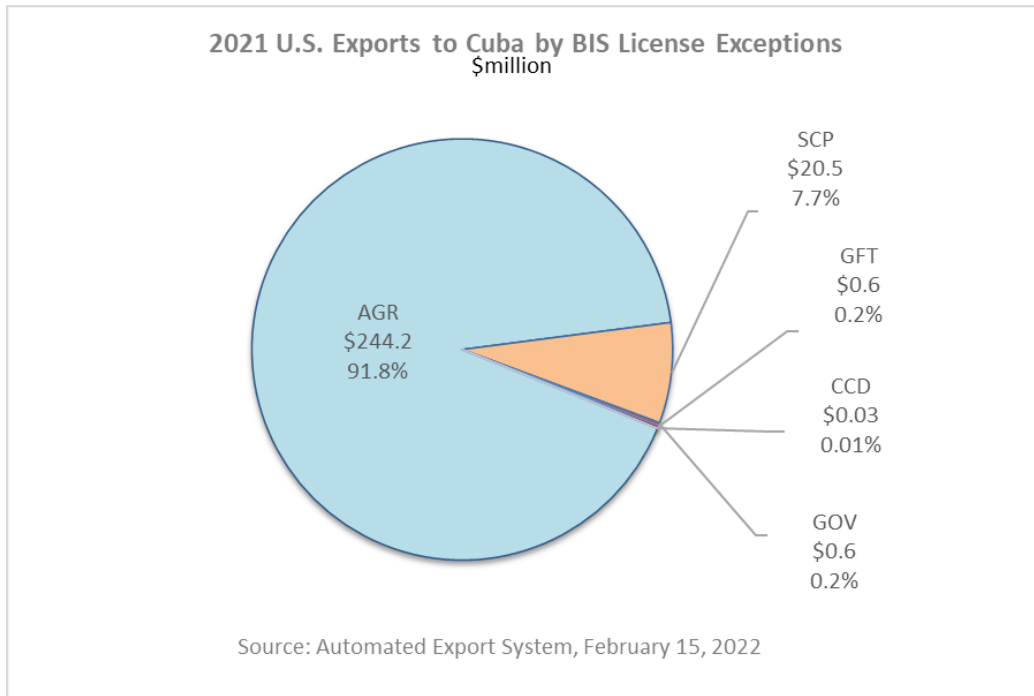
In 2021, U.S. exports to Cuba shipped under a BIS license exception totaled \$265.9 million, a 66.1% (\$105.8 million) increase from \$160.1 million in 2020.



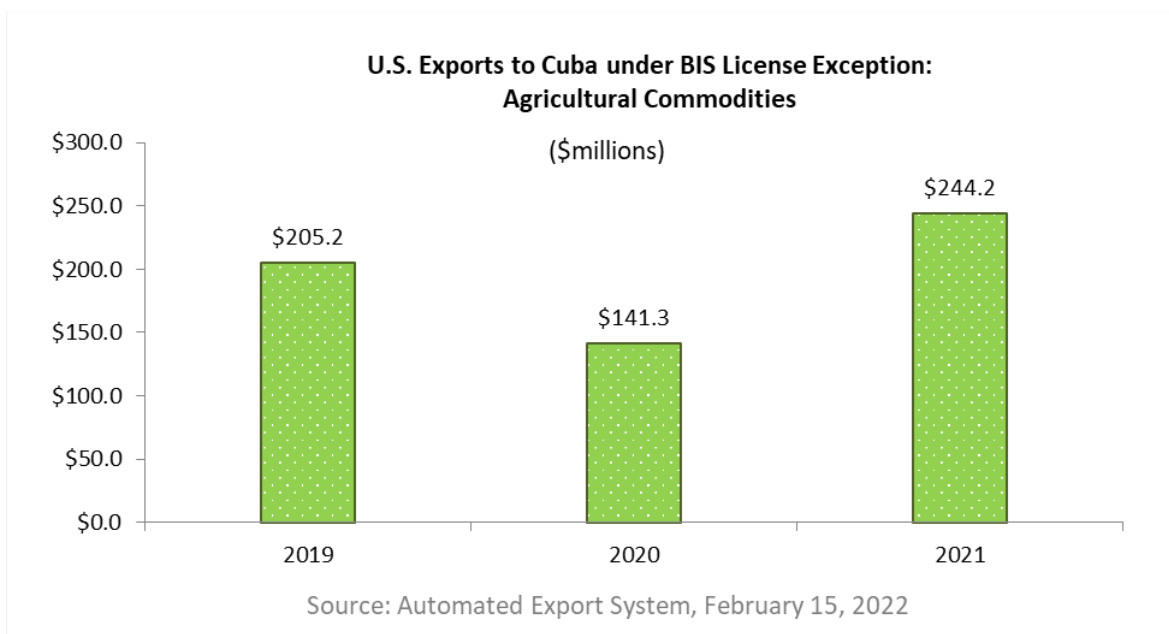


U.S. Exports to Cuba subject to U.S. Government Export Control

In 2021, most U.S. exports to Cuba under BIS license exception are Agricultural Commodities (AGR) with a value of \$244.2 million (91.8% of all license exceptions) and Support for the Cuban People (SCP) at \$20.5 million (7.7%).



In 2021, U.S. exports of Agricultural Commodities under BIS license Exceptions increase 72.8% (\$102.9 million) from totaled \$141.3 million in 2020 to \$244.2 million.

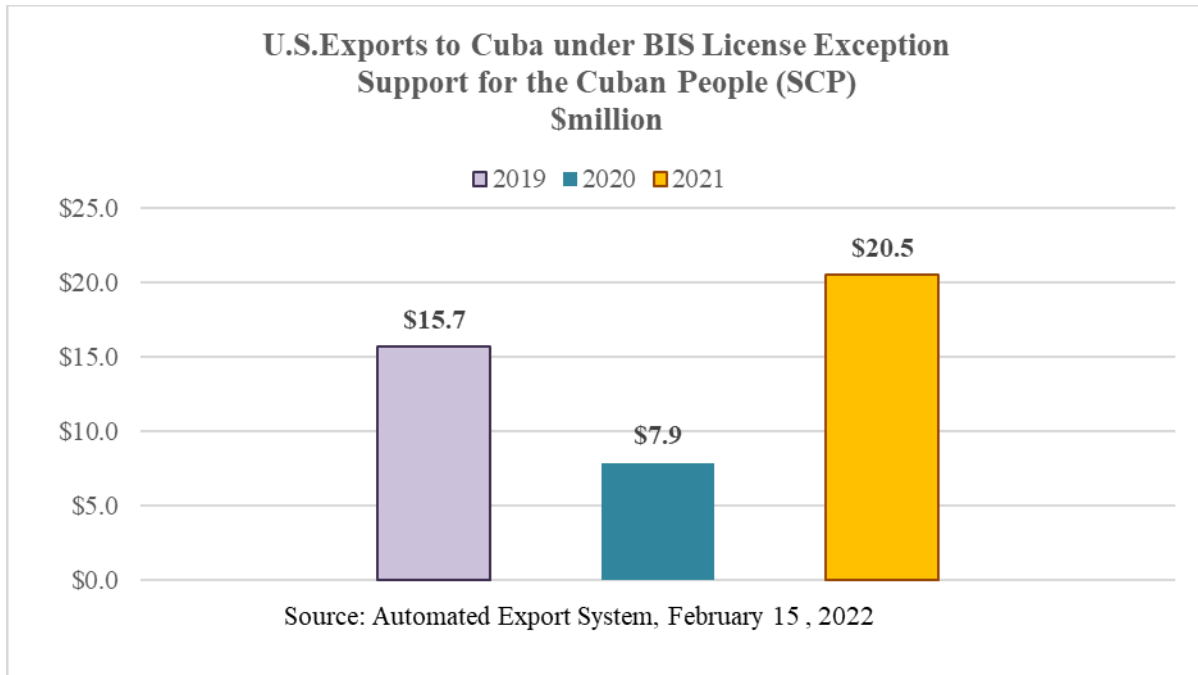




U.S. Exports to Cuba subject to U.S. Government Export Control

The License Exception SCP authorizes certain exports and reexports to Cuba that are intended to support the Cuban people by improving their living conditions and supporting independent economic activity; strengthening civil society in Cuba; and improving the free flow of information to, from, and among the Cuban people.¹

In 2021, U.S. exports under BIS license Exceptions SCP totaled \$20.5 million, almost 3 times of \$7.9 million in 2020.



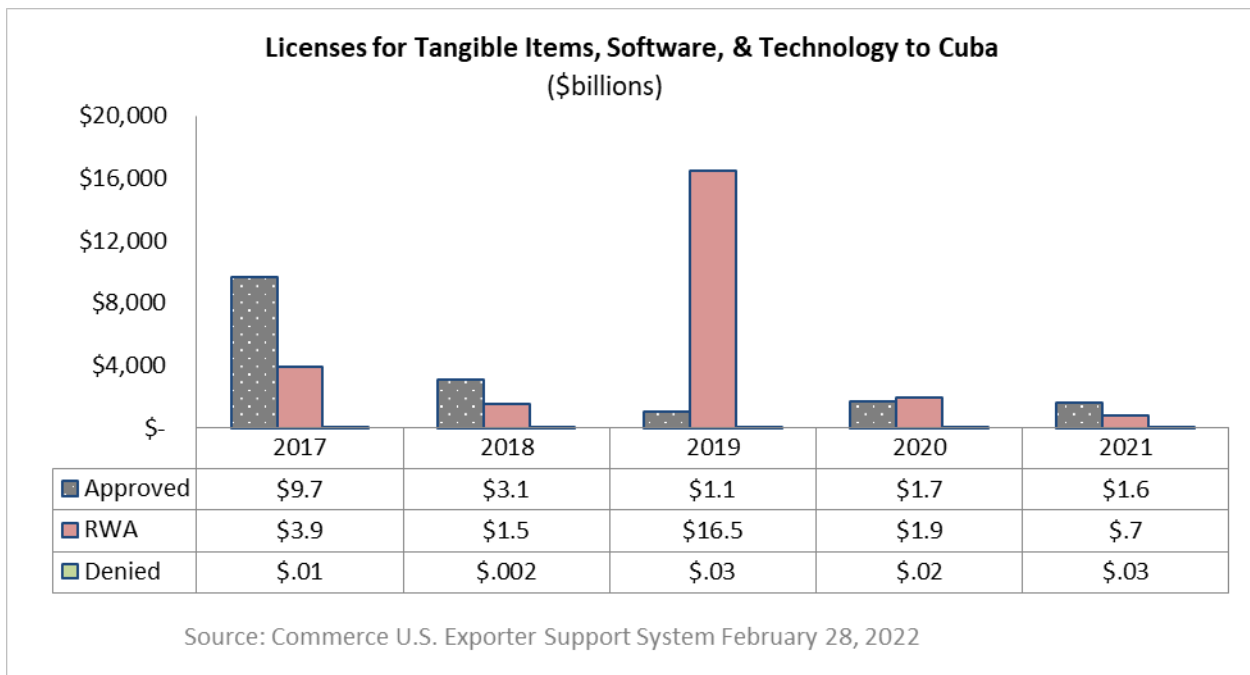
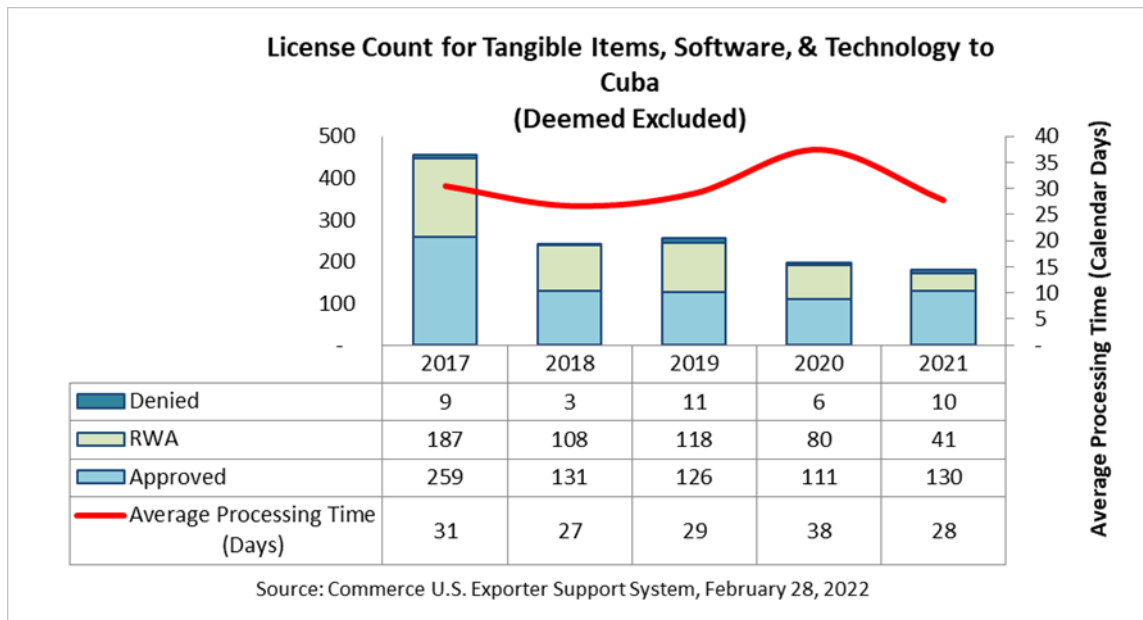
¹ Export Administration Regulation, §740.21 Support for Cuban People



III. BIS Licensing to Cuba

In 2021, BIS reviewed 181 export/re-export applications (not including deemed export applications) valued at \$2.4 billion for Cuba, out of a total of 39,901 applications worldwide for tangible items, software and technology valued at \$1.4 trillion. In 2021, License applications for Cuba counted 0.5% of the World total by license count.

Approved applications for Cuba totaled 130 (71.8% of the total applications) for \$1.6 billion, compared to 34,369 (86.1%) approved applications for all destinations valued at \$322.8 billion.





BIS License Determination Trends for Cuba

In 2021, BIS reviewed 2 applications for Deemed Exports from Cuban nationals, 0.2% of 942 applications worldwide for deemed exports. Both applications (100%) were approved compared to the 821 (87.2%) approved applications for all destinations.

In the last five years, there were no denials for Deemed Export applications from Cuban nationals.

Deemed Export Licenses for Nationals of Cuba							
2017 - 2021							
Year	Approved	RWA	Denied	Cuba Total	World Total	Cuba Total/ World Total	
2017	5	0	0	5	1,510	0.3%	
2018	3	0	0	3	967	0.3%	
2019	2	0	0	2	1,302	0.2%	
2020	4	1	0	5	1,212	0.4%	
2021	2	0	0	2	942	0.2%	

Source: Commerce U.S. Exporter Support System, February 28, 2022

The top approved ECNNs (including deemed exports) for Cuba by count include: EAR99 for Items subject to the EAR that are not elsewhere specified in the Commerce Control List with 114 approvals²; 5A992 for Equipment not controlled by 5A002 with 11 approvals; and 5A002 “Information security” systems, equipment, and “components” with 8 approvals.

APPROVED	Top Ten Approved (with deemed) ECCNs to Cuba by Count		2017	2018	2019	2020	2021	% of World Total 2021
	#1	EAR99	Items subject to the EAR that are not elsewhere specified in this CCL	220	116	109	95	114
#2	5A992	Equipment not controlled by 5A002 (see List of Items Controlled).	19	11	20	14	11	4.9%
#3	5A002	“Information security” systems, equipment and “components,” as follows:	13	7	9	8	8	1.7%
#4	5D992	“Information Security” “software” not controlled by 5D002 as follows (9	6	14	7	8	4.8%
#5	5D002	“Software” as follows (see List of Items Controlled).	12	4	3	12	8	1.2%
#6	5A991	Telecommunication equipment, not controlled by 5A001 (see List of Item	8	4	6	4	6	5.0%
#7	8A992	Vessels, marine systems or equipment, not controlled by 8A001 or 8A002	34	15	8	3	5	55.6%
#8	9A991	“Aircraft,” n.e.s., and gas turbine engines not controlled by 9A001 or	13	4	2	1	5	1.2%
#9	4A994	Computers, “electronic assemblies” and related equipment not controlle	3	2	2	2	4	5.8%
#10	2A994	Portable electric generators and “specially designed” “parts” and “com	22	9	4	2	3	30.0%

Source: Commerce U.S. Exporter Support System, February 28, 2022

Note: ECCN Descriptions have been truncated: please review Commerce Control List for Full Description

In 2021, there were 10 denied license applications for Cuba.

In 2021, the average processing time for Cuba was 28 calendar days.

² For informing purpose, although EAR99 is not an ECCN.