



U.S. Trade with Colombia

Summary

In 2021, U.S. exports to Colombia totaled \$16.5 billion, a 38.1% (\$4.5 billion) increase from 2020; U.S. imports from Colombia totaled \$13.2 billion, a 21.8% (\$2.4 billion) increase; and the trade surplus was \$3.3 billion, almost 3 times of \$1.1 billion in 2020.

In 2021, **0.9%** of the total U.S. exports were shipped to Colombia while **0.5%** of total U.S. Imports were delivered from Colombia.

From 2020 - 2021, the top commodity sectors of the U.S. exports to Colombia increased in absolute value:

- In 2021, U.S. exports of Chemicals, Plastics, Rubber, and Leather goods increased from \$2.7 billion to \$4.2 billion, a 1.4% share of total U.S. exports of these commodities.
- U.S. exports of Oils, Minerals, Lime, and Cement increased from \$2.2 billion to \$3.4 billion. Colombia's global share of U.S. Oil, Minerals, Lime, and Cement exports was 1.4% in 2021.
- U.S. exports of Agricultural goods to Colombia increased from \$2.8 to \$3.4 billion. Colombia was the destination for 1.9% of the total U.S. exports to the World of Agricultural goods.

In 2021, U.S. exports to Colombia shipped under a BIS license exception authorization totaled \$108.5 million, a 10.4% (\$12.6 million) decrease from 2020. The usage of the license exception authorization for Encryption Commodities & Software was \$92.0 million, a 5.6% decrease from \$97.4 million in 2020.

In 2021, BIS reviewed 328 export/re-export applications (not including deemed export applications) valued at \$858.9 million for Colombia. BIS approved 308 (93.9% of the total applications) for \$850.9 million, RWA totaled 20 for \$8.05 million. There were no denied license applications. In 2021, license applications for Colombia counted 0.8% of the World total by license count.

In 2021, BIS approved 2 applications from Colombian nationals for deemed exports, 0.2% of all approved deemed exports applications. There were no RWA or denials for deemed export applications.

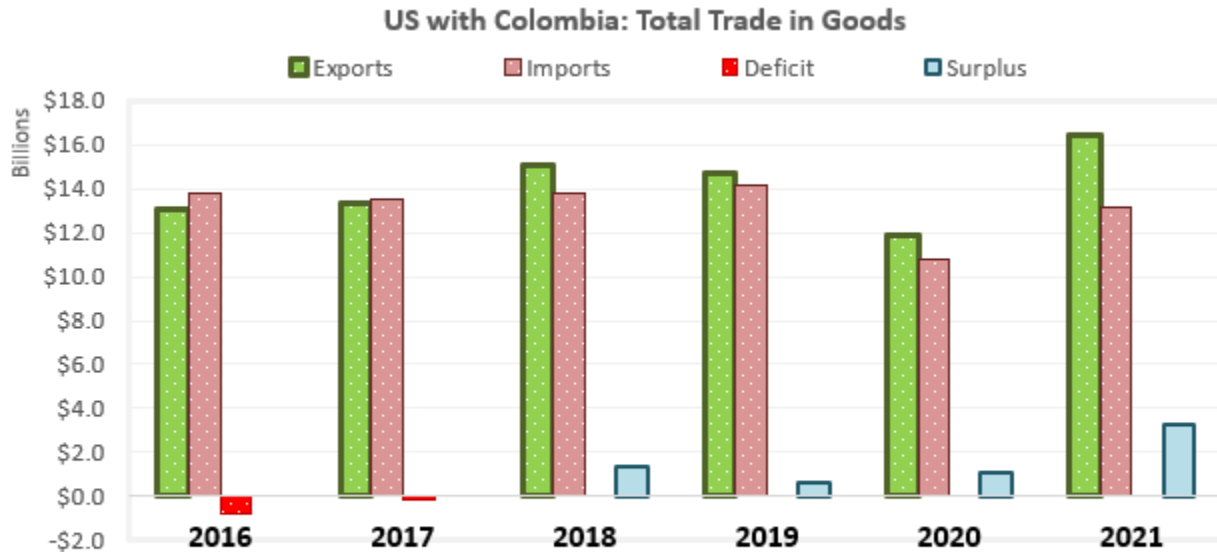
In 2021, the top approved ECCNs, including ECCNs for deemed exports, were 2B350 for Chemical manufacturing facilities and equipment with 66 approvals; 9A610 for Military Aircraft and Related Commodities with 38 approvals; and 3A981 for Polygraphs with 22 approvals.

In 2021, the average processing time for Colombia was 22 calendar days.



I. Total U.S. Trade in goods with Colombia

In 2021, U.S. exports to Colombia totaled \$16.5 billion, an 38.1% (\$4.5 billion) increase from 2020; U.S. imports from Colombia totaled \$13.2 billion, a 21.8% (\$2.4 billion) increase; and the trade surplus was \$3.3 billion, almost 3 times of \$1.1 billion in 2020.



Source: U.S. Census Bureau USA Trade Portal February 15, 2022

In 2021, the level of U.S. exports to Colombia exceeded the prior five-year average level by value not adjusted for inflation. U.S. imports from Colombia however was slightly lower than the five-year average level by value not adjusted for inflation. The U.S. trade surplus with Colombia is higher than the prior five-year average level by value not adjusted for inflation.

	2016	2017	2018	2019	2020	2021	2016-2020 Average
EXPORTS	\$13,047.3	\$13,373.9	\$15,114.9	\$14,750.4	\$11,913.5	\$16,451.4	\$13,640.0
Δvalue	--	\$326.6	\$1,741.0	-\$364.4	-\$2,836.9	\$4,537.9	
Δpct	--	2.5%	13.0%	-2.4%	-19.2%	38.1%	
IMPORTS	\$13,798.2	\$13,552.2	\$13,751.8	\$14,151.3	\$10,798.0	\$13,152.0	\$13,210.3
Δvalue	--	-\$246.1	\$199.6	\$399.6	-\$3,353.4	\$2,354.1	
Δpct	--	-1.8%	1.5%	2.9%	-23.7%	21.8%	
BALANCE	(\$750.9)	(\$178.2)	\$1,363.1	\$599.1	\$1,115.6	\$3,299.4	\$429.7
Δvalue	--	\$572.7	\$1,541.4	(\$764.0)	\$516.5	\$2,183.9	
Δpct	--	-76.3%	-864.8%	-56.0%	86.2%	195.8%	

Values in Millions of U.S. Dollars. Source: U.S. Census Bureau USA Trade Portal February 15, 2022



In 2021, of the \$16.5 billion in U.S. exports to Colombia, the top commodity sectors were Chemicals, Plastics, Rubber and Leather products (25.6%), Oils and Minerals, Lime, and Cement (20.8%) and Agricultural commodities (20.6%).

In 2021, of the \$13.2 billion in U.S. imports from Colombia, the top commodity sectors were Oils and Minerals, Lime, and Cement (41.3%), Agricultural Goods (26.2%), and Stone, Glass, Metals, and Pearls (14.4%).

Imports from Colombia by Sector	Colombia Commodity Trade 2021	US exports to Colombia by Sector
\$13,152,017,066	Total Value All Commodities	\$16,451,440,891
26.2%	Agriculture (Chapters 01-24)	20.6%
41.3%	Oils, Minerals, Lime, Cement (Chapters 25-27)	20.8%
3.4%	Chemicals, Plastics, Rubber, Leather (Chapters 28-43)	25.6%
0.5%	Wood, Cork, Paper, Printed Books (Chapters 44-49)	1.5%
3.0%	Textiles, Footwear, Headgear (Chapters 50-67)	0.9%
14.4%	Stone, Glass, Metals, Pearls (Chapters 68-71)	0.3%
4.1%	Base Metals, Iron, Steel, Tools (Chapters 72-83)	1.2%
1.5%	Machinery & Mechanical Appliances (Chapters 84-85)	14.4%
0.2%	Transportation Equipment (Chapters 86-89)	8.1%
0.1%	Optical, Measuring, Medical, Other Instruments (Chapters 90-92)	3.1%
0.0%	Arms & Ammunition (Chapter 93)	0.1%
0.7%	Miscellaneous Manufactured Items (Chapters 94-96)	0.6%
0.2%	Art, Collectors' Pieces, Antiques (Chapter 97)	0.0%
4.4%	Special Items (Chapters 98)	2.8%

Source: U.S. Census Bureau USA Trade Portal February 15, 2022

The Share of U.S. – Columbia Trade in U.S. Global Trade

In 2021, **0.9%** of the total *U.S. exports* were shipped to Colombia while **0.5%** of total *U.S. Imports* were delivered from Colombia.

From 2020 -2021, the top commodity sectors of the U.S. exports to Colombia increased.

- In 2021, U.S. exports of Chemicals, Plastics, Rubber, and Leather goods increased from \$2.7 billion to \$4.2 billion, a 1.4% share of total U.S. exports of these commodities.
- U.S. exports of Oils, Minerals, Lime, and Cement increased from \$2.2 billion to \$3.4 billion. Colombia’s global share of U.S. Oil, Minerals, Lime, and Cement exports was 1.4% in 2021.
- U.S. exports of Agricultural goods to Colombia increased from \$2.8 to \$3.4 billion. Colombia was the destination for 1.9% of the total U.S. exports to the World of Agricultural goods.



U.S. Exports to Colombia subject to U.S. Government Export Control

II. U.S. Exports to Colombia subject to U.S. Government Export Control

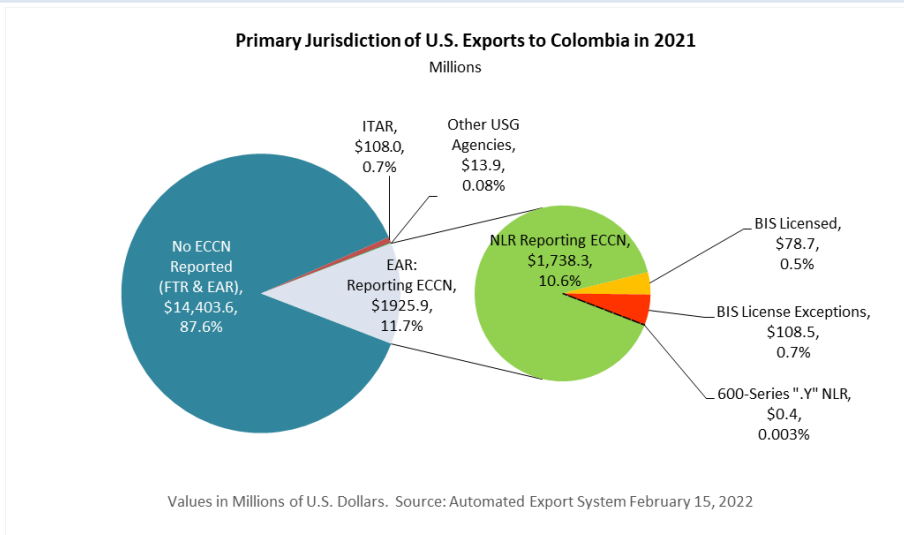
In 2021, of the \$16.5 billion in U.S. exports to Colombia:

- 1.1% were subject to a BIS license requirement.
 - 0.5% were exported under a BIS license. Worldwide, 0.4% were exported under a BIS license.
 - 0.7% were exported under a BIS license exception. Worldwide, 0.8% were exported under a BIS license exception.
- 10.6% were exported under No License Required with an ECCN; Worldwide, 10.0% were exported under NLR with an ECCN reported.
 - 0.003% were exported under NLR for 600-series .y subparagraph items. Worldwide, 0.02% were exported under NLR 600-series .y subparagraph items.
 - There were no exports under NLR for 0A501 .y subparagraph Firearms items; Worldwide, 0.001% were exported under NLR for 0A501 .y subparagraph Firearms items.

Colombia				
		2019	2020	2021
	Department of State	\$79.4	\$88.8	\$108.0
	Other USG Agencies	\$7.3	\$5.6	\$13.9
	Department of Commerce	\$14,663.7	\$11,819.1	\$16,329.5
	BIS Licensed	\$45.4	\$48.5	\$78.7
	BIS License Exceptions	\$115.2	\$121.0	\$108.5
	NLR reporting an ECCN	\$854.2	\$744.0	\$1,738.3
	NLR not reporting an ECCN	\$13,648.5	\$10,904.5	\$14,403.6
	NLR 600-Series ".y" paragraph	\$0.4	\$1.2	\$0.4

Values in Millions of U.S. Dollars. Source: Automated Export System February 15, 2022

Reasons for Control	Chemical and Biological Weapons			Nuclear Nonproliferation		National Security		Missile Tech	Regional Stability		Firearms Convention			Crime Control			Anti-Terrorism	
	CB:1	CB:2	CB:3	NP:1	NP:2	NS:1	NS:2	MT:1	RS:1	RS:2	FC:1	CC:1	CC:2	CC:3	AT:1	AT:2		
Colombia	X	X		X		X	X	X	X	X	X	X		X				

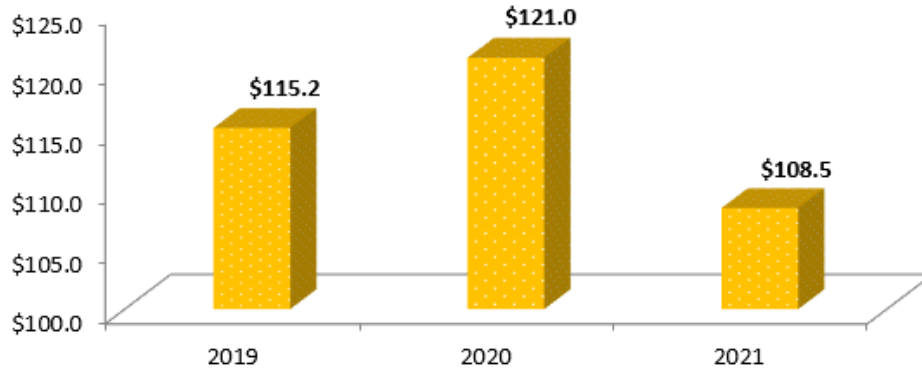




U.S. Exports to Colombia subject to U.S. Government Export Control

In 2021, U.S. exports to Colombia shipped under a BIS license exception totaled \$108.5 million, a 10.4% (\$12.6 million) decrease from 2020.

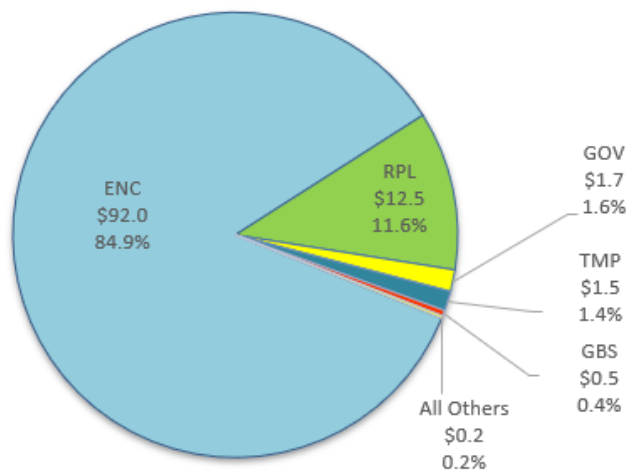
U.S. Exports under BIS License Exceptions to Colombia (\$millions)



Source: Automated Export System, February 15, 2022

In 2021, the top license exception Encryption Commodities & Software (ENC) totaled \$92.0 million (84.9% of all license exceptions), followed by Servicing & Replacement of Parts & Equipment (RPL) at \$12.5 million (11.6%), and Government and International Organizations at \$1.7 million (1.6%).

2021 U.S. Exports to Colombia by BIS License Exceptions \$million



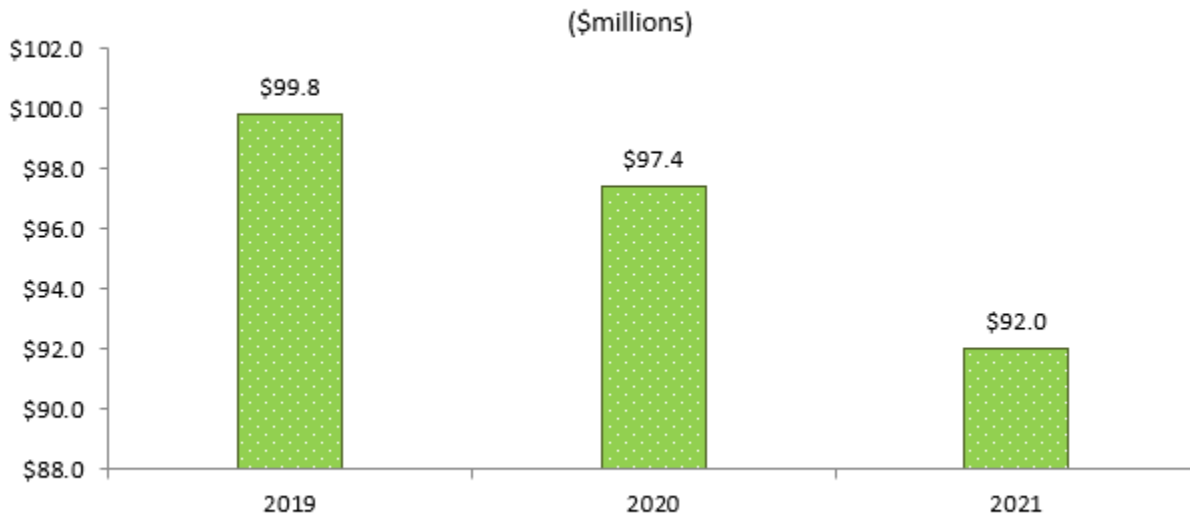
Source: Automated Export System, February 15, 2022



U.S. Exports to Colombia subject to U.S. Government Export Control

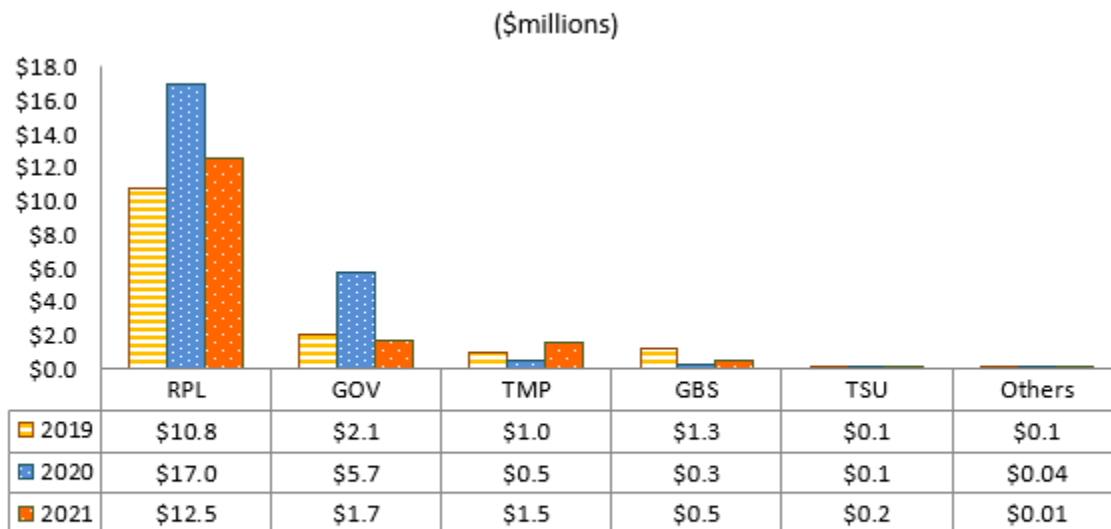
In 2021, U.S. exports to Colombia shipped under a BIS license exception: Encryption Commodities & Software totaled \$92.0 million, a 5.6% (\$5.4 million) decrease from 2020.

**U.S. Exports to Colombia under BIS License Exception:
Encryption Commodities & Software**



Source: Automated Export System, February 15, 2022

U.S. Exports to Colombia under BIS License Exceptions



The BIS License Exception for Encryption is excluded from this chart

Source: Automated Export System, February 15, 2022



U.S. Exports to Colombia by Top Ten Export Control Classification Numbers (ECCN)

Top Ten ECCNs by Value to Colombia (\$millions)		
LICENSED	#1	9A610 Military Aircraft and Related Commodities, Other Than Those Enumerated
	#2	1A607 Military dissemination "equipment" for riot control agents, military d
	#3	7A103 Instrumentation, navigation equipment and systems, other than those co
	#4	1C350 Chemicals that may be used as precursors for toxic chemical agents (se
	#5	0A503 Discharge type arms; non-lethal or less-lethal grenades and projectile
	#6	2B001 Machine tools and any combination thereof, for removing (or cutting) m
	#7	5A002 "Information security" systems, equipment and "components," as follows
	#8	1A984 Chemical agents, including tear gas formulation containing 1 percent o
	#9	0A501 Firearms (except 0A502 shotguns) and related commodities as follows (s
	#10	7B611 Test, inspection, and production commodities "specially designed" for

Note: ECCN descriptions have been truncated: please review Commerce Control List for full description

Top Ten ECCNs by Value to Colombia (\$millions)		
EXCEPTIONS	#1	5A002 "Information security" systems, equipment and "components," as follows
	#2	9A610 Military Aircraft and Related Commodities, Other Than Those Enumerated
	#3	9A619 Military gas turbine engines and related commodities (see List of Item
	#4	5A001 Telecommunications systems, equipment, "components" and "accessories",
	#5	3A611 Military electronics, as follows (see List of Items Controlled).
	#6	7A103 Instrumentation, navigation equipment and systems, other than those co
	#7	1A004 Protective and Detection Equipment and "Components," Not "Specially De
	#8	9A991 "Aircraft," n.e.s., and gas turbine engines not controlled by 9A001 or
	#9	6A003 Cameras, Systems or Equipment, and "Components" Therefor, as Follows (
	#10	5D002 "Software" as follows (see List of Items Controlled).

Note: ECCN descriptions have been truncated: please review Commerce Control List for full description

Top Ten ECCNs by Value to Colombia (\$millions)		
NLR with ECCN	#1	9A991 "Aircraft," n.e.s., and gas turbine engines not controlled by 9A001 or
	#2	5A992 Equipment not controlled by 5A002 (see List of Items Controlled).
	#3	5A991 Telecommunication equipment, not controlled by 5A001 (see List of Item
	#4	3A999 Specific Processing Equipment, n.e.s., as Follows (See List of Items C
	#5	7A994 Other navigation direction finding equipment, airborne communication e
	#6	1A995 Protective and detection equipment not "specially designed" for milita
	#7	4A994 Computers, "electronic assemblies" and related equipment not controlle
	#8	2B999 Specific Processing Equipment, n.e.s., as Follows (See List of Items C
	#9	9A990 Diesel engines, n.e.s., and tractors and "specially designed" "parts"
	#10	1C992 Commercial charges and devices containing energetic materials, n.e.s.

Note: ECCN descriptions have been truncated: please review Commerce Control List for full description



U.S. Exports to Colombia by Top Ten Export Control Classification Numbers (ECCN)

Top Ten ECCNs to Colombia by Shipment Count		
LICENSED	#1	9A610 Military Aircraft and Related Commodities, Other Than Those Enumerated
	#2	1C350 Chemicals that may be used as precursors for toxic chemical agents (se
	#3	0A501 Firearms (except 0A502 shotguns) and related commodities as follows (s
	#4	2B350 Chemical manufacturing facilities and equipment, except valves control
	#5	0A503 Discharge type arms; non-lethal or less-lethal grenades and projectile
	#6	9B610 Test, inspection, and production "equipment" and related commodities "
	#7	5A002 "Information security" systems, equipment and "components," as follows
	#8	3A611 Military electronics, as follows (see List of Items Controlled).
	#9	1A985 Fingerprinting powders, dyes, and inks.
	#10	9A619 Military gas turbine engines and related commodities (see List of Item

Note: ECCN descriptions have been truncated: please review Commerce Control List for full description

Top Ten ECCNs to Colombia by Shipment Count		
EXCEPTIONS	#1	5A002 "Information security" systems, equipment and "components," as follows
	#2	9A610 Military Aircraft and Related Commodities, Other Than Those Enumerated
	#3	9A991 "Aircraft," n.e.s., and gas turbine engines not controlled by 9A001 or
	#4	1A004 Protective and Detection Equipment and "Components," Not "Specially De
	#5	0A501 Firearms (except 0A502 shotguns) and related commodities as follows (s
	#6	9A619 Military gas turbine engines and related commodities (see List of Item
	#7	3A611 Military electronics, as follows (see List of Items Controlled).
	#8	9B610 Test, inspection, and production "equipment" and related commodities "
	#9	9E610 Technology "required" for the "development," "production," operation,
	#10	7A103 Instrumentation, navigation equipment and systems, other than those co

Note: ECCN descriptions have been truncated: please review Commerce Control List for full description

Top Ten ECCNs to Colombia by Shipment Count		
NLR with ECCN	#1	5A992 Equipment not controlled by 5A002 (see List of Items Controlled).
	#2	9A991 "Aircraft," n.e.s., and gas turbine engines not controlled by 9A001 or
	#3	5A991 Telecommunication equipment, not controlled by 5A001 (see List of Item
	#4	4A994 Computers, "electronic assemblies" and related equipment not controlle
	#5	1A995 Protective and detection equipment not "specially designed" for milita
	#6	7A994 Other navigation direction finding equipment, airborne communication e
	#7	3A999 Specific Processing Equipment, n.e.s., as Follows (See List of Items C
	#8	2B999 Specific Processing Equipment, n.e.s., as Follows (See List of Items C
	#9	5D992 "Information Security" "software" not controlled by 5D002 as follows (
	#10	3A992 General purpose electronic equipment not controlled by 3A002.

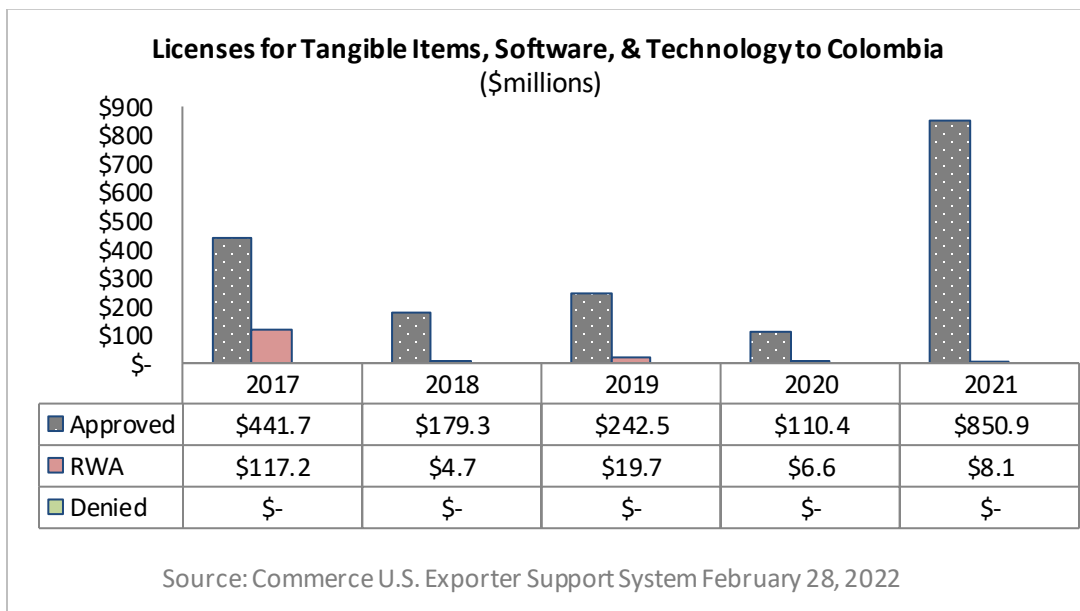
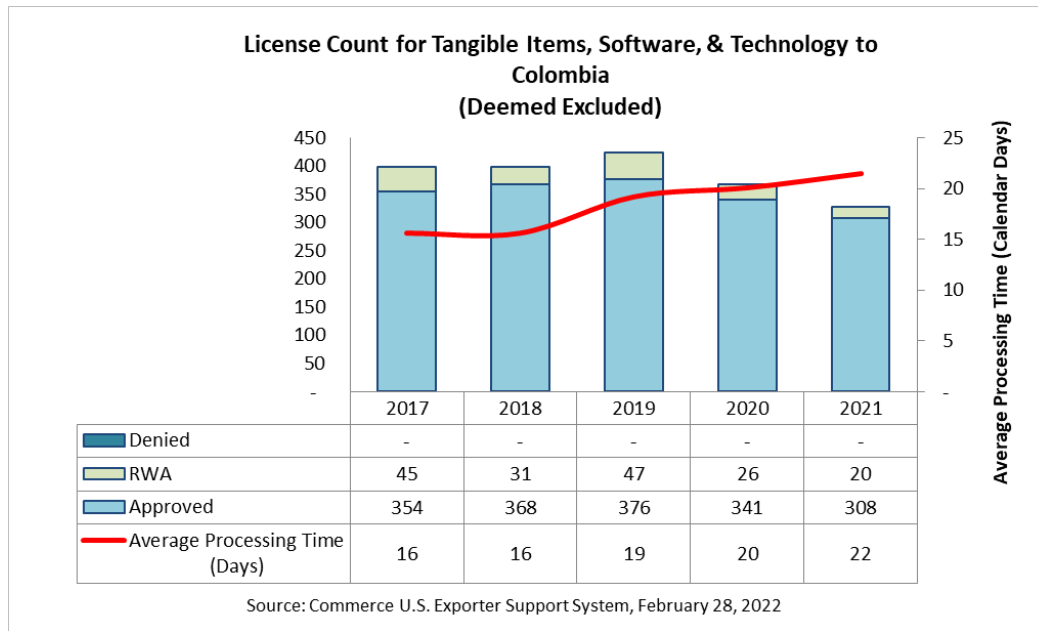
Note: ECCN descriptions have been truncated: please review Commerce Control List for full description



III. BIS Licensing to Colombia

In 2021, BIS reviewed 328 export/re-export applications (not including deemed export applications) valued at \$858.9 million for Colombia, out of a total of 39,901 applications worldwide for tangible items, software and technology valued at \$1.4 trillion. In 2021, license applications for Colombia counted 0.8% of the World total by license count.

- Approved applications for Colombia totaled 308 (93.9% of the total applications) for \$850.9 million, compared to 34,369 (86.1%) approved applications for all destinations valued at \$322.8 billion.





BIS License Determination Trends for Colombia

In 2021, BIS reviewed 2 applications for Deemed Exports from Colombian nationals, out of 942 applications worldwide for deemed exports. Both applications (100%) were approved compared to the 821 (87.2%) approved applications for all destinations.

In the last five years, there were no denials for Deemed Export applications from Colombian nationals.

Deemed Export Licenses for Nationals of Colombia							
2017 - 2021							
Year	Approved	RWA	Denied	Colombia Total	World Total	Colombia Total/ World Total	
2017	1	0	0	1	1,510	0.1%	
2018	1	0	0	1	967	0.1%	
2019	1	0	0	1	1,302	0.1%	
2020	2	0	0	2	1,212	0.2%	
2021	2	0	0	2	942	0.2%	

Source: Commerce U.S. Exporter Support System, February 28, 2022

The top approved ECCNs (including deemed exports) to Colombia by count include: 2B350 for Chemical manufacturing facilities with 66 approvals; 9A610 Military Aircraft and Related Commodities with 38 approvals; and 3A981 Polygraphs (except biomedical recorders designed for use in medical facilities) with 22 approvals.

		Top Ten Approved (with deemed) ECCNs to Colombia by Count					% of World Total 2021	
		2017	2018	2019	2020	2021		
APPROVED	#1	2B350 Chemical manufacturing facilities and equipment, except valves control	59	72	85	82	66	3.0%
	#2	9A610 Military Aircraft and Related Commodities, Other Than Those Enumerate	84	79	61	59	38	0.7%
	#3	3A981 Polygraphs (except biomedical recorders designed for use in medical fa	26	37	24	13	22	6.7%
	#4	3D980 "Software" "specially designed" for the "development," "production" or	16	38	20	11	21	7.0%
	#5	3A611 Military electronics, as follows (see List of Items Controlled).	12	6	9	11	20	0.9%
	#6	0A501 Firearms (except 0A502 shotguns) and related commodities as follows (s	-	-	-	9	19	0.4%
	#7	6A003 Cameras, Systems or Equipment, and "Components" Therefor, as Follows	18	20	22	17	13	1.1%
	#8	1A004 Protective and Detection Equipment and "Components," Not "Specially De	37	37	26	21	12	3.4%
	#9	1C350 Chemicals that may be used as precursors for toxic chemical agents (se	3	17	20	13	12	5.9%
	#10	1A985 Fingerprinting powders, dyes, and inks.	-	2	2	4	12	16.0%

Source: Commerce U.S. Exporter Support System, February 28, 2022

Note: ECCN Descriptions have been truncated; please review Commerce Control List for Full Description

In 2021, there were no denied license applications for Colombia.

In 2021, the average processing time for Colombia was 22 calendar days.



Summary of U.S. Exports to Colombia

Summary of U.S. Exports to Colombia Calendar Year 2021				
	CY2021	CY2020	% of Total Exports	Percentage Change from previous year
Total Exports	\$16,451,440,891	\$11,913,532,552		38.1%
Total Subject to ITAR	\$107,988,170	\$88,815,427	0.7%	21.6%
Subject to Other Gov. Agencies	\$13,945,033	\$5,632,000	0.1%	147.6%
Detailed Summary of EAR-Controlled Exports				
AES License Type	Description	Value	Percentage of Total	Percentage Description
C30	Licenses	\$78,668,079	100.0%	
VDC	Voluntary Disclosure	\$0		
Total of Licensed		\$78,668,079	0.5%	Total Licensed/Total Exports
C35	LVS	\$11,193	0.01%	
C36	GBS	\$455,127	0.4%	
C40	TMP	\$1,543,567	1.4%	
C41	RPL	\$12,530,915	11.6%	
C42	GOV	\$1,703,564	1.6%	
C44	TSU	\$182,547	0.2%	
C46	AVS	\$200	0.0002%	
C50	ENC	\$92,026,960	84.9%	
C53	APP	\$3,005	0.003%	
Total of License Exceptions		\$108,457,078	0.7%	Total License Exceptions/Total Exports
			58.0%	Total License Exceptions/Total Subject to License Requirement
Total subject to license requirement (Licensed and License Exceptions)		\$187,125,157	1.1%	Total Subject to License Requirement/Total Exports
C33	NLR reporting an ECCN	\$1,738,291,129	10.6%	NLR reporting an ECCN/ Total Exports
C60	NLR for 600-Series ".y" subparagraph	\$449,064	0.003%	NLR for 600-Series ".y" subparagraph/ Total Exports
C63	NLR for OA501 .y subparagraph Firearms	\$0	0%	NLR for OA501 .y subparagraph firearms/ Total Exports
Total of NLR		\$1,738,740,193	10.6%	Total NLR with an ECCN/ Total Exports
Exports not reporting an ECCN		\$14,403,642,338	87.6%	

Source: U.S. Census Bureau, Foreign Trade Division and Automated Export System