



Summary

In 2021, U.S. exports to Belarus totaled \$216.5 million, a 77.9% (\$94.8 million) increase from 2020; U.S. imports from Belarus totaled \$472.5 million, a 41.9% (\$139.4 million) increase; and the trade deficit was \$256.0 million, a 21.1% (\$44.7 million) increase.

In 2021, **0.01%** of the total *U.S. exports* were shipped to Belarus while **0.02%** of total *U.S. Imports* were delivered from Belarus.

In 2021, of the \$216.5 million in U.S. exports to Belarus, the top commodity sectors were Transportation Equipment (60.2% of the total exports), Machinery and Mechanical Appliances (20.0%), and Chemicals, Plastics, Rubber and Leather products (6.8%)

In 2021, of the \$472.5 million in U.S. imports from Belarus, the top commodity sectors were Chemicals, Plastics, Rubber and Leather Products (63.6% of the total imports), Wood, Cork, Paper, Printed Books (11.6%), and Base Metals, Iron, Steel, Tools (8.1%).

In 2021, U.S. exports to Belarus shipped under a BIS license exception totaled \$1.2 million, a 69.1% (\$2.6 million) decrease from 2020. Of the \$1.2 million, 99.3% (\$1.16 million) were for Encryption Commodities & Software (ENC). The usage of ENC decreased by 69.3% (\$2.6 million) from \$3.8 million in 2020.

In 2021, BIS reviewed eight export/re-export applications (not including deemed export applications) for Tangible Items, Software and Technology valued at \$56,054 for Belarus. BIS approved five (62.5% of the total applications) for \$18,089. There were two RWA with a value of \$36,965 and one denied application with a value of \$1,000. In 2021, license applications for Belarus counted 0.02% of the total applications worldwide by license count.

In 2021, BIS reviewed only one application for Deemed Exports from Belarus national, and this one application was approved (100%), compared to the 821 (87.2%) approved applications for all destinations.

The top approved ECNNs (including deemed exports) for Belarus by count include: **2B350** for Chemical Manufacturing Facilities and Equipment with three approvals, **5D001** for Software for the "Development", "Production", or "Use" of Equipment, Functions or Features Controlled by 5A001 or 5B001 with one approval, and **1C351** for Human and Zoonotic Pathogens and "Toxins" with one approval.

In 2021, there was one denied license application containing two ECCNs for Belarus. The denied ECCNs were **3D980** for "Software" "Specially Designed" for the "Development," "Production" or "Use" of Commodities Controlled by 3A980 And 3A981, and **3A981** for Polygraphs (except Biomedical Recorders Designed for Use in Medical Facilities for Monitoring Biological and Neurophysical Responses); Fingerprint Analyzers, Cameras and Equipment; Automated Fingerprint and Identification Retrievals Systems; Psychological Stress Analysis Equipment; Electronic Monitoring Restraint Devices; and "Specially Designed" "Components" and "Accessories".

In 2021, the average processing time for Belarus was 41 calendar days.

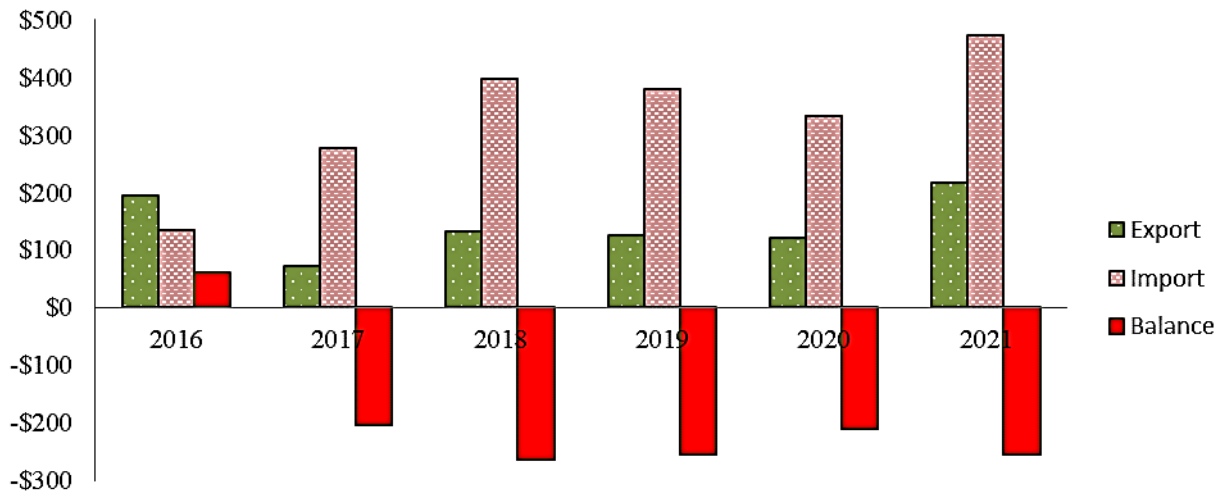


U.S. Trade with Belarus

I. Total U.S. Trade in goods with Belarus

In 2021, U.S. exports to Belarus totaled \$216.5 million, a 77.9% (\$94.8 million) increase from 2020; U.S. imports from Belarus totaled \$472.5 million, a 41.9% (\$139.4 million) increase; and the trade deficit was \$256.0 million, a 21.1% (\$44.7 million) increase.

U.S. Trade with Belarus: Total Trade in Goods
\$millions



Source: U.S. Census Bureau, USA Trade Portal, retrieved on February 15 2022

In 2021, the level of both U.S. exports to Belarus and U.S. imports from Belarus exceeded the prior five-year average level by value not adjusted for inflation. The U.S. trade deficit with Belarus is also higher than the prior five-year average level by value not adjusted for inflation.

In 2021, **0.01%** of the total U.S. exports were shipped to Belarus while **0.02%** of total U.S. Imports were delivered from Belarus.

	2016	2017	2018	2019	2020	2021	2016-2020 Average
EXPORTS	\$195.0	\$72.7	\$132.5	\$125.1	\$121.7	\$216.5	\$129.4
Δvalue	--	-\$122.3	\$59.8	-\$7.3	-\$3.4	\$94.8	
Δpct	--	-62.7%	82.3%	-5.5%	-2.7%	77.9%	
IMPORTS	\$133.8	\$277.5	\$396.5	\$380.0	\$333.1	\$472.5	\$304.2
Δvalue	--	\$143.7	\$119.0	-\$16.5	-\$47.0	\$139.4	
Δpct	--	107.4%	42.9%	-4.2%	-12.4%	41.9%	
BALANCE	\$61.2	(\$204.9)	(\$264.0)	(\$254.9)	(\$211.4)	(\$256.0)	(\$174.8)
Δvalue	--	(\$266.1)	(\$59.2)	\$9.1	\$43.6	(\$44.7)	
Δpct	--	-434.8%	28.9%	-3.5%	-17.1%	21.1%	

Values in Millions of U.S. Dollars. Source: U.S. Census Bureau USA Trade Portal February 15, 2022



U.S. Trade with Belarus

In 2021, of the \$216.5 million in U.S. exports to Belarus, the top commodity sectors were Transportation Equipment (60.2% of the total exports), Machinery and Mechanical Appliances (20.0%), and Chemicals, Plastics, Rubber and Leather products (6.8%)

In 2021, of the \$472.5 million in U.S. imports from Belarus, the top commodity sectors were Chemicals, Plastics, Rubber and Leather Products (63.6% of the total imports), Wood, Cork, Paper, Printed Books (11.6%), and Base Metals, Iron, Steel, Tools (8.1%).

Imports from Belarus by Sector	Belarus Commodity Trade 2021	US exports to Belarus by Sector
\$472,515,713	Total Value All Commodities	\$216,476,154
1.4%	Agriculture (Chapters 01-24)	2.7%
2.2%	Oils, Minerals, Lime, Cement (Chapters 25-27)	0.1%
63.6%	Chemicals, Plastics, Rubber, Leather (Chapters 28-43)	6.8%
11.6%	Wood, Cork, Paper, Printed Books (Chapters 44-49)	0.2%
2.5%	Textiles, Footwear, Headgear (Chapters 50-67)	0.2%
0.5%	Stone, Glass, Metals, Pearls (Chapters 68-71)	0.3%
8.1%	Base Metals, Iron, Steel, Tools (Chapters 72-83)	2.3%
1.0%	Machinery & Mechanical Appliances (Chapters 84-85)	20.0%
0.0%	Transportation Equipment (Chapters 86-89)	60.2%
4.9%	Optical, Measuring, Medical, Other Instruments (Chapters 90-92)	5.3%
0.0%	Arms & Ammunition (Chapter 93)	0.0%
3.7%	Miscellaneous Manufactured Items (Chapters 94-96)	0.3%
0.0%	Art, Collectors' Pieces, Antiques (Chapter 97)	0.0%
0.6%	Special Items (Chapters 98)	1.6%

Source: U.S. Census Bureau USA Trade Portal February 15, 2022



U.S. Exports to Belarus subject to U.S. Government Export Control

II. U.S. Exports to Belarus subject to U.S. Government Export Control

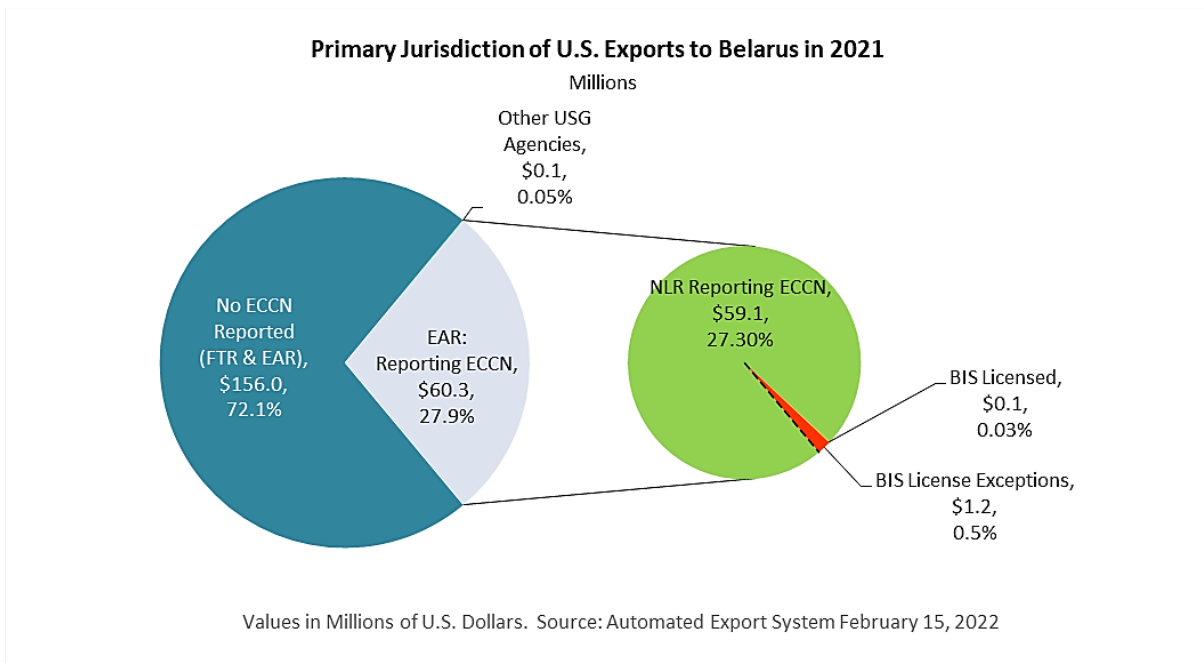
In 2021, of the \$216.5 million in U.S. exports to Belarus:

- 0.6% were subject to a BIS license requirement.
 - 0.03% were exported under a BIS license. Worldwide, 0.4% were exported under a BIS license.
 - 0.5% were exported under a BIS license exception. Worldwide, 0.8% were exported under a BIS license exception.
- 27.3% were exported under No License Required with an ECCN; Worldwide, 10.0% were exported under NLR with an ECCN reported.

Belarus		2019	2020	2021
Department of State		\$0.01	\$0.005	\$0.0
Other USG Agencies		\$0.1	\$0.4	\$0.1
Department of Commerce		\$125.0	\$121.3	\$216.4
	BIS Licensed	\$0.1	\$0.1	\$0.1
	BIS License Exceptions	\$0.9	\$3.8	\$1.2
	NLR reporting an ECCN	\$11.4	\$7.1	\$59.1
	NLR not reporting an ECCN	\$112.5	\$110.4	\$156.0

Values in Millions of U.S. Dollars. Source: Automated Export System February 15, 2022

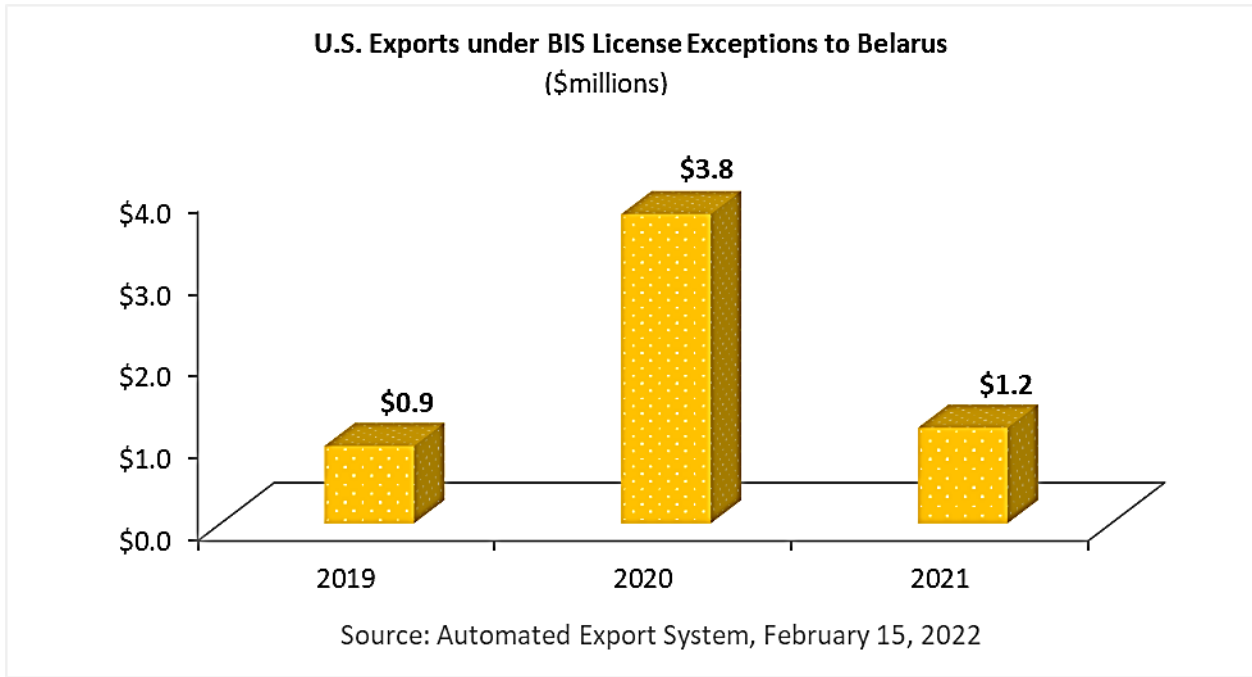
Reasons for Control	Chemical and Biological Weapons			Nuclear Nonproliferation		National Security		Missile Tech	Regional Stability		Firearms Convention	Crime Control			Anti-Terrorism	
	CB:1	CB:2	CB:3	NP:1	NP:2	NS:1	NS:2	MT:1	RS:1	RS:2	FC:1	CC:1	CC:2	CC:3	AT:1	AT:2
Belarus	X	X	X	X	X	X	X	X	X	X		X	X			



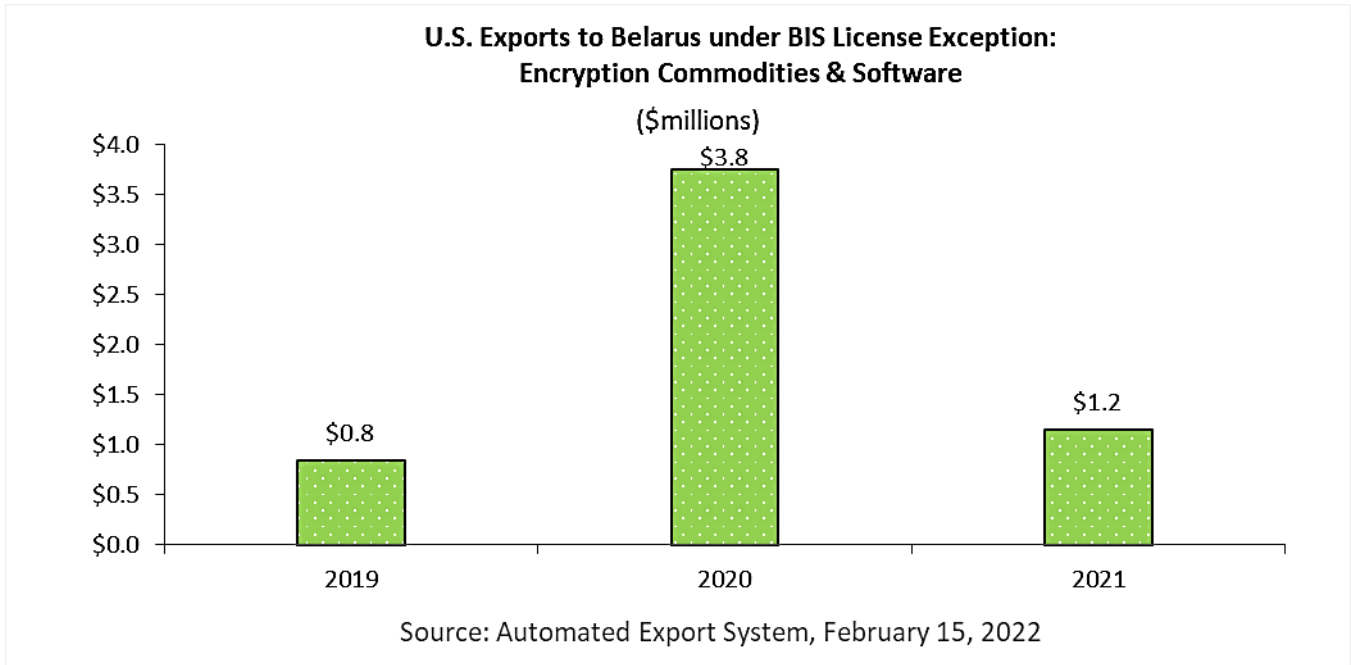


U.S. Exports to Belarus subject to U.S. Government Export Control

In 2021, U.S. exports to Belarus shipped under a BIS license exception totaled \$ 1.2 million, a 69.1% (\$2.6 million) decrease from 2020.



In 2021, of \$1.2 million of U.S. exports to Belarus under BIS license exceptions, 99.3% (\$1.16 million) were for Encryption Commodities & Software (ENC). The usage of ENC decreased by 69.3% (\$2.6 million) from \$3.8 million in 2020.





U.S. Exports to Belarus by Top Ten Export Control Classification Numbers (ECCN)

To provide a clearer picture of the value for the top ECCNs under BIS licenses and BIS license exceptions, the value are reported in unit of one dollar.

The value in NLR table is reported in unit of \$million.

Top ECCNs by Value to Belarus		
#1	0A504	Optical sighting devices for firearms (including shotguns controlled b
#2	5A002	“Information security” systems, equipment and “components,” as follows
#3	6A003	Cameras, Systems or Equipment, and “Components” Therefor, as Follows (
#4	1A004	Protective and Detection Equipment and “Components,” Not “Specially De
#5	0A987	Optical Sighting Devices for Firearms
#6	6A993	Cameras, not controlled by 6A003 or 6A203, as follows (see List of Ite
#7	1C351	Human and animal pathogens and “toxins,” as follows (see List of Items

ECCN descriptions have been truncated: please review Commerce Control List for full description

Top ECCNs by Value to Belarus		
#1	5A002	“Information security” systems, equipment and “components,” as follows
#2	EAR99	Items subject to the EAR that are not elsewhere specified in this CCL
#3	5D002	“Software” as follows (see List of Items Controlled).
#4	1C607	Tear Gases, Riot Control Agents and materials for the detection and de
#5	9A991	“Aircraft,” n.e.s., and gas turbine engines not controlled by 9A001 or
#6	4A003	“Digital computers”, “electronic assemblies”, and related equipment th
#7	3A001	Electronic items as follows (see List of Items Controlled).
#8	6A008	Radar systems, equipment and assemblies, having any of the following (

ECCN descriptions have been truncated: please review Commerce Control List for full description

Top Ten ECCNs by Value to Belarus (\$millions)		
#1	9A991	“Aircraft,” n.e.s., and gas turbine engines not controlled by 9A001 or
#2	2B991	Numerical control units for machine tools and “numerically controlled”
#3	0A998	Oil and gas exploration equipment, software, and data, as follows (see
#4	5A991	Telecommunication equipment, not controlled by 5A001 (see List of Item
#5	7A994	Other navigation direction finding equipment, airborne communication e
#6	5B991	Telecommunications test equipment, n.e.s.
#7	3A991	Electronic devices, and “components” not controlled by 3A001.
#8	4A994	Computers, “electronic assemblies” and related equipment not controlle
#9	3A992	General purpose electronic equipment not controlled by 3A002.
#10	5A992	Equipment not controlled by 5A002 (see List of Items Controlled).

ECCN descriptions have been truncated: please review Commerce Control List for full description



U.S. Exports to Belarus by Top Ten Export Control Classification Numbers (ECCN)

Top ECCNs to Belarus by Shipment Count			
LICENSED	#1	6A003	Cameras, Systems or Equipment, and "Components" Therefor, as Follows (
	#2	5A002	"Information security" systems, equipment and "components," as follows
	#3	0A504	Optical sighting devices for firearms (including shotguns controlled b
	#4	1A004	Protective and Detection Equipment and "Components," Not "Specially De
	#5	0A987	(blank)
	#6	6A993	Cameras, not controlled by 6A003 or 6A203, as follows (see List of It
	#7	1C351	Human and animal pathogens and "toxins," as follows (see List of Items

Note: ECCN descriptions have been truncated: please review Commerce Control List for full description

Top ECCNs to Belarus by Shipment Count			
EXCEPTIONS	#1	5A002	"Information security" systems, equipment and "components," as follows
	#2	5D002	"Software" as follows (see List of Items Controlled).
	#3	EAR99	Items subject to the EAR that are not elsewhere specified in this CCL
	#4	1C607	Tear Gases, Riot Control Agents and materials for the detection and de
	#5	6A008	Radar systems, equipment and assemblies, having any of the following (
	#6	9A991	"Aircraft," n.e.s., and gas turbine engines not controlled by 9A001 or
	#7	4A003	"Digital computers", "electronic assemblies", and related equipment th
	#8	3A001	Electronic items as follows (see List of Items Controlled).

Note: ECCN descriptions have been truncated: please review Commerce Control List for full description

Top Ten ECCNs to Belarus by Shipment Count			
NLR with ECCN	#1	9A991	"Aircraft," n.e.s., and gas turbine engines not controlled by 9A001 or
	#2	3A991	Electronic devices, and "components" not controlled by 3A001.
	#3	5A991	Telecommunication equipment, not controlled by 5A001 (see List of Item
	#4	7A994	Other navigation direction finding equipment, airborne communication e
	#5	5A992	Equipment not controlled by 5A002 (see List of Items Controlled).
	#6	2B991	Numerical control units for machine tools and "numerically controlled"
	#7	1A999	Specific Processing Equipment, n.e.s., as Follows (See List of Items C
	#8	4A994	Computers, "electronic assemblies" and related equipment not controlle
	#9	3A992	General purpose electronic equipment not controlled by 3A002.
	#10	3A999	Specific Processing Equipment, n.e.s., as Follows (See List of Items C

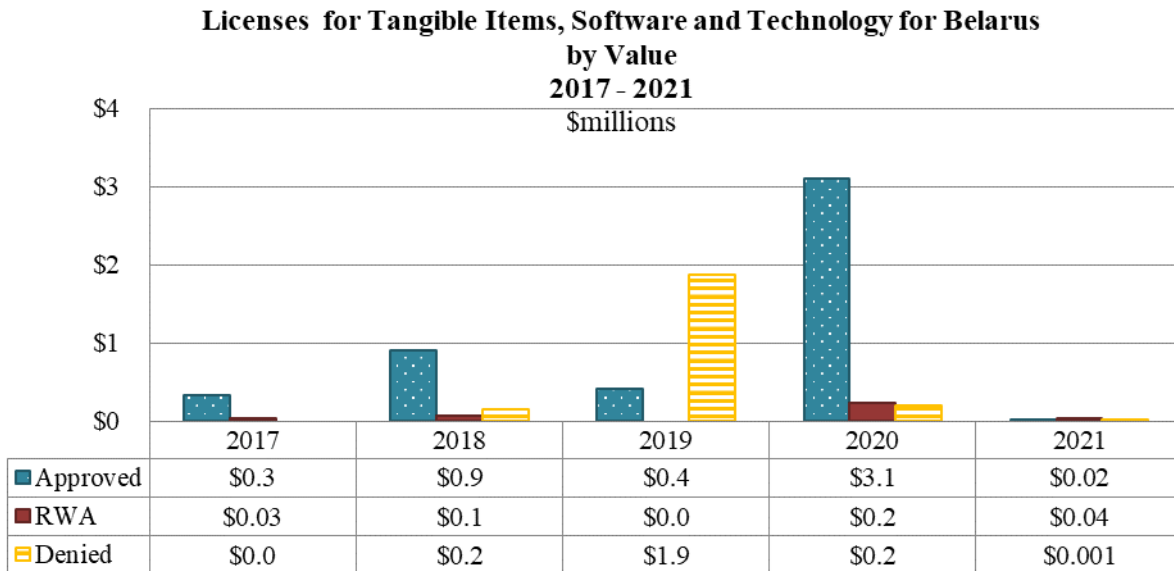
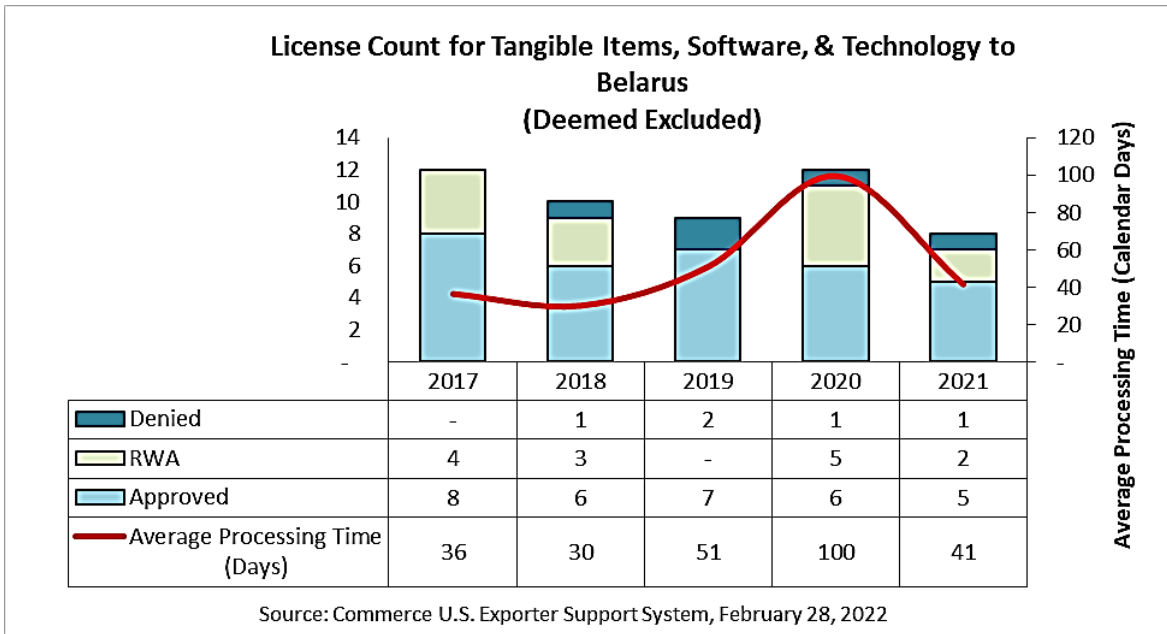
Note: ECCN descriptions have been truncated: please review Commerce Control List for full description



III. BIS Licensing for Belarus

In 2021, BIS reviewed eight export/re-export applications (not including deemed export applications) for Tangible Items, Software and Technology valued at \$56,054 for Belarus, out of a total of 39,901 applications worldwide for tangible items, software and technology valued at \$1.4 trillion.

- Approved applications for Belarus were five (62.5% of the total applications) for \$18,089, compared to 34,369 (86.1%) approved applications for all destinations valued at \$322.8 billion.





BIS License Determination Trends for Belarus

In 2021, BIS reviewed only one application for Deemed Exports from Belarus national, out of 942 applications worldwide for deemed exports. This one application was approved (100%), compared to the 821 (87.2%) approved applications for all destinations. In the last five years, there were no denials for Deemed Export applications from Belarus nationals.

Deemed Export Licenses for Nationals of Belarus						
2017 - 2021						
Year	Approved	RWA	Denied	Belarus Total	World Total	Belarus Total/ World Total
2017	6	1	0	7	1,510	0.5%
2018	0	0	0	0	967	0.0%
2019	2	0	0	2	1,302	0.2%
2020	0	0	0	0	1,212	0.0%
2021	1	0	0	1	942	0.1%

Source: Commerce U.S. Exporter Support System, February 28, 2022

The top approved ECNNs (including deemed exports) for Belarus by count include: 2B350 for Chemical Manufacturing Facilities and Equipment with three approvals, 5D001 for Software for the "Development", "Production", or "Use" of Equipment, Functions or Features Controlled by 5A001 or 5B001 with one approval, and 1C351 for Human and Zoonotic Pathogens and "Toxins" with one approval.

Approved	Top Five Approved (with deemed) ECCNs to Belarus by Count				2017	2018	2019	2020	2021	% of World Total 2021
	#1	2B350	Chemical manufacturing facilities and equipment, except valves control	1	2	-	1	3	0.1%	
#2	5D001	"Software" as follows (see List of Items Controlled).	1	-	1	-	1	1.7%		
#3	1C351	Human and animal pathogens and "toxins," as follows (see List of Items	-	-	1	-	1	0.1%		
#4	5E001	"Technology" as follows (see List of Items Controlled).	1	-	1	-	1	0.4%		
#5	6A003	Cameras, Systems or Equipment, and "Components" Therefor, as Follows	-	-	-	-	1	0.1%		

Source: Commerce U.S. Exporter Support System, February 28, 2022

Note: ECCN Descriptions have been truncated; please review Commerce Control List for Full Description

In 2021, there was one denied license application containing two ECCNs for Belarus. The denied ECCNs were 3D980 for "Software" "Specially Designed" for the "Development," "Production" or "Use" of Commodities Controlled by 3A980 And 3A981, and 3A981 for Polygraphs (except Biomedical Recorders Designed for Use in Medical Facilities for Monitoring Biological and Neurophysical Responses); Fingerprint Analyzers, Cameras and Equipment; Automated Fingerprint and Identification Retrievals Systems; Psychological Stress Analysis Equipment; Electronic Monitoring Restraint Devices; and "Specially Designed" "Components" and "Accessories".

Denied (with Deemed) ECCNs to Belarus by Cont			2021	% of World Total 2021
#1	3D980	"Software" "specially designed" for the "development," "production" or	1	33.3%
#2	3A981	Polygraphs (except biomedical recorders designed for use in medical fa	1	100.0%

Source: Commerce U.S. Exporter Support System, February 28, 2022

Note: ECCN Descriptions have been truncated; please review Commerce Control List for Full Description

In 2021, the average processing time for Belarus was 41 calendar days.



Summary of U.S. Exports to Belarus

Summary of U.S. Exports to Belarus Calendar Year 2021				
	CY2021	CY2020	% of Total Exports	Percentage Change from previous year
Total Exports	\$216,476,154	\$121,709,115		77.9%
Total Subject to ITAR	\$0	\$4,750	0.0%	-100.0%
Subject to Other Gov. Agencies	\$99,326	\$393,297	0.05%	-74.7%
Detailed Summary of EAR-Controlled Exports				
AES License Type	Description	Value	Percentage of Total	Percentage Description
C30	Licenses	\$72,938	100.0%	
Total of Licensed		\$72,938	0.03%	Total Licensed/Total Exports
C40	TMP	\$7,553	0.6%	
C42	GOV	\$435	0.04%	
C50	ENC	\$1,155,338	99.3%	
Total of License Exceptions		\$1,163,326	0.5%	Total License Exceptions/Total Exports
			94.1%	Total License Exceptions/Total Subject to License Requirement
Total subject to license requirement (Licensed and License Exceptions)		\$1,236,264	0.6%	Total Subject to License Requirement/Total Exports
C33	NLR reporting an ECCN	\$59,106,449	27.3%	NLR reporting an ECCN/ Total Exports
Total of NLR		\$59,106,449	27.3%	Total NLR with an ECCN/ Total Exports
Exports not reporting an ECCN		\$156,034,115	72.1%	

Source: U.S. Census Bureau, Foreign Trade Division and Automated Export System