



U.S. Trade with Turkey

Summary

In 2021, U.S. exports to Turkey were \$11.9 billion, a 19.1%, (\$1.9 billion) increase from 2020; U.S. imports from Turkey were \$15.9 billion, a 44.6%, (\$4.9 billion) increase; and the trade deficit with Turkey was \$4.0 billion, a 295.7%, (\$3.0 billion) increase.

In 2021, **0.7%** of total U.S. exports were shipped to Turkey while **0.6%** of total U.S. Imports were delivered from Turkey.

In 2021, the U.S. exported \$606.0 million worth of Textiles, Footwear and Headgear to Turkey, representing 2.2% of the global U.S. exports of those commodities; and the U.S. exported \$1.7 billion worth of Base Metals, Iron, Steel, Tools to Turkey, representing 2.2% of the global U.S. exports of those commodities.

In 2021, the U.S. imported \$639.8 million worth of Arms and Ammunition from Turkey, a significant increase of 97.7% (\$316.5 million) from 2020. Imports from Turkey now constitute 11.8% of total U.S. imports of those commodities.

In 2021, U.S. exports to Turkey shipped under a BIS license exception authorization totaled \$89.8 million, a decrease from \$103.4 million in 2020. The usage of the license exception authorization for Encryption Commodities & Software was \$52.2 million in 2021, a decrease from \$73.2 million in 2020.

In 2021, BIS has processed a total of 1,053 export/re-export license applications (not including deemed export applications) valued at \$503.4 million for tangible items, software, and technology for Turkey. BIS approved 869, 82.5% of total applications valued at \$418.9 million. RWA totaled 176 valued at \$66.4 million. There were 8 denials valued at \$18.0 million.

In 2021, BIS approved 2 applications from Turkish nationals for deemed exports, 0.2% of all approved deemed exports applications. There were no RWA or denials for deemed export applications.

In 2021, the top approved ECCNs (including deemed exports) to Turkey by count include: 0A501 for Firearms (except 0A502 shotguns) and related commodities with 264 approvals; 9A610 for Military Aircraft and Related Commodities with 259 approvals, and 9E610 for Technology for the development, production, operation, installation, maintenance, repair, overhaul, or refurbishing of military aircraft and related commodities with 57 approvals.

In 2021, the average processing time for Turkey is 31 calendar days.



U.S. Trade with Turkey

I. Total U.S. Trade in Goods with Turkey

In 2021, U.S. exports to Turkey were \$11.9 billion, a 19.1%, (\$1.9 billion) increase from 2020; U.S. imports from Turkey were \$15.9 billion, a 44.6%, (\$4.9 billion) increase; and the trade deficit with Turkey was \$4.0 billion, a 295.7%, (\$3.0 billion) increase.



In 2021, **0.7%** of total *U.S. exports* were shipped to Turkey while **0.6%** of total *U.S. Imports* were delivered from Turkey. In 2021, the level of both U.S. exports to Turkey and U.S. imports from Turkey exceeded the prior five-year average level by value not adjusted for inflation. The U.S. trade deficit with Turkey exceeded the prior five-year average level by value not adjusted for inflation.

	2016	2017	2018	2019	2020	2021	2016-2020 Average
EXPORTS	\$9,354.2	\$9,772.4	\$10,212.7	\$10,031.2	\$9,986.2	\$11,894.6	\$9,871.4
Δvalue	--	\$418.2	\$440.3	-\$181.5	-\$45.0	\$1,908.4	
Δpct	--	4.5%	4.5%	-1.8%	-0.4%	19.1%	
IMPORTS	\$8,035.1	\$9,385.5	\$10,298.8	\$10,593.1	\$11,000.7	\$15,909.3	\$9,862.6
Δvalue	--	\$1,350.4	\$913.3	\$294.3	\$407.6	\$4,908.5	
Δpct	--	16.8%	9.7%	2.9%	3.8%	44.6%	
BALANCE	\$1,319.2	\$387.0	(\$86.1)	(\$561.9)	(\$1,014.5)	(\$4,014.6)	\$8.7
Δvalue	--	(\$932.2)	(\$473.1)	(\$475.9)	(\$452.6)	(\$3,000.1)	
Δpct	--	-70.7%	-122.2%	552.9%	80.5%	295.7%	

Values in Millions of U.S. Dollars. Source: U.S. Census Bureau USA Trade Portal February 15, 2022



U.S. Trade with Turkey

In 2021, of the \$11.9 billion in U.S. exports to Turkey, the top commodity sectors were Oils, Minerals, Lime, Cement (21.3%), Transportation Equipment (19.3%), and Chemicals, Plastics, Rubber, Leather goods (15.2%).

In 2021, of the \$ 15.9 billion in U.S. imports to Turkey, the top commodity sectors were Textiles, Footwear, Headgear (18.9%), Machinery & Mechanical Appliances (11.7%), and Stone, Glass, Metals and Pearls (11.2%).

Imports from Turkey by Sector	Turkey Commodity Trade 2021	US exports to Turkey by Sector
\$15,909,268,222	Total Value All Commodities	\$11,894,644,760
8.7%	Agriculture (Chapters 01-24)	7.10%
10.9%	Oils, Minerals, Lime, Cement (Chapters 25-27)	21.3%
7.3%	Chemicals, Plastics, Rubber, Leather (Chapters 28-43)	15.2%
1.0%	Wood, Cork, Paper, Printed Books (Chapters 44-49)	2.4%
18.9%	Textiles, Footwear, Headgear (Chapters 50-67)	5.1%
11.2%	Stone, Glass, Metals, Pearls (Chapters 68-71)	1.2%
10.8%	Base Metals, Iron, Steel, Tools (Chapters 72-83)	14.0%
11.7%	Machinery & Mechanical Appliances (Chapters 84-85)	9.2%
9.2%	Transportation Equipment (Chapters 86-89)	19.3%
0.5%	Optical, Measuring, Medical, Other Instruments (Chapters 90-92)	2.7%
4.0%	Arms & Ammunition (Chapter 93)	0.2%
2.1%	Miscellaneous Manufactured Items (Chapters 94-96)	0.2%
0.1%	Art, Collectors' Pieces, Antiques (Chapter 97)	0.0%
3.5%	Special Items (Chapters 98)	2.1%

Source: U.S. Census Bureau USA Trade Portal February 15, 2022

The Share of U.S. – Turkey Trade in U.S. Global Trade

In 2021, 0.7% of the total U.S. exports of \$1.8 trillion to the World were shipped to Turkey and 0.6% of the total U.S. Imports of \$2.8 trillion were imported from Turkey.

U.S. Exports to Turkey:

In 2021, the U.S. exported \$606.0 million worth of Textiles, Footwear and Headgear to Turkey, representing 2.2% of the global U.S. exports of those commodities; and the U.S. exported \$1.7 billion worth of Base Metals, Iron, Steel, Tools to Turkey, representing 2.2% of the global U.S. exports of those commodities.

U.S. Imports of Arms and Ammunition from Turkey

In 2021, the U.S. imported \$639.8 million worth of Arms and Ammunition from Turkey, a significant increase of 97.7% (\$316.5 million) from 2020. Imports from Turkey now constitute 11.8% of total U.S. imports of those commodities.



U.S. Exports to Turkey subject to U.S. Government Export Control

II. Exports to Turkey subject to U.S. Government Export Control

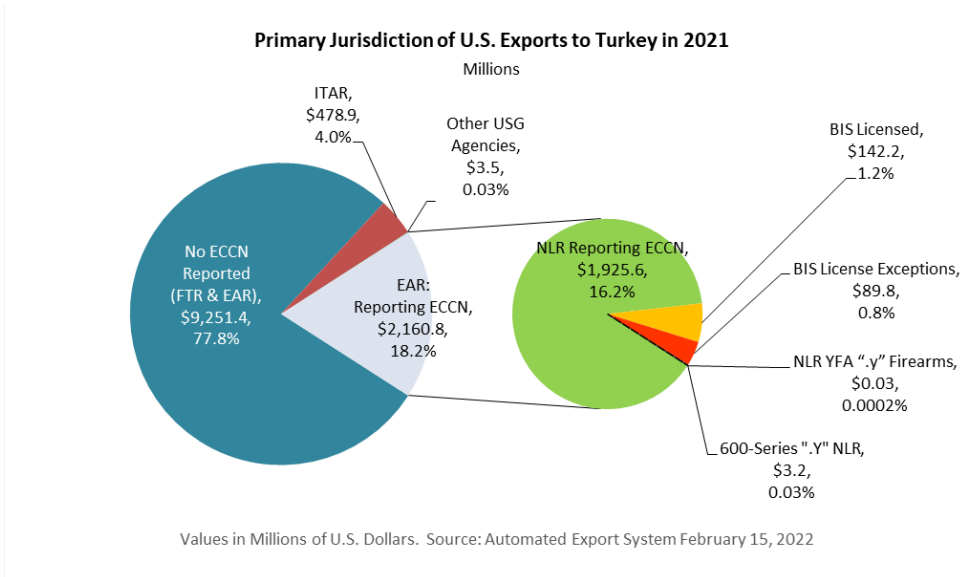
In 2021, of \$11.9 billion in U.S. exports to Turkey:

- 2.0% were subject to a BIS license requirement:
 - 1.2% were exported under a BIS license; Worldwide, 0.4% were exported under a BIS license.
 - 0.8% were exported under a BIS license exception; Worldwide, 0.8% were exported under a BIS license exception.
- 16.2% were exported under NLR reporting an ECCN; Worldwide, 10.0% were exported under NLR reporting an ECCN.
 - 0.03% were exported under NLR for 600-series .y subparagraph items; Worldwide, 0.02% were exported under NLR for 600-series .y subparagraph items.
 - 0.0002% were exported under NLR for 0A501 .y subparagraph Firearms items; Worldwide, 0.001% were exported under NLR for 0A501 .y subparagraph Firearms items.

Turkey			
	2019	2020	2021
Department of State	\$690.4	\$587.4	\$478.9
Other USG Agencies	\$1.9	\$3.6	\$3.5
Department of Commerce	\$9,338.9	\$9,395.2	\$11,412.2
BIS Licensed	\$114.9	\$182.0	\$142.2
BIS License Exceptions	\$127.1	\$103.4	\$89.8
NLR reporting an ECCN	\$2,541.5	\$2,378.5	\$1,925.6
NLR not reporting an ECCN	\$6,553.1	\$6,727.7	\$9,251.4
NLR 600-Series ".y" subparagraph	\$2.3	\$3.6	\$3.2
NLR YFA ".y" subparagraph Firearms	\$0	\$0.002	\$0.03

Values in Millions of U.S. Dollars. Source: Automated Export System February 15, 2022

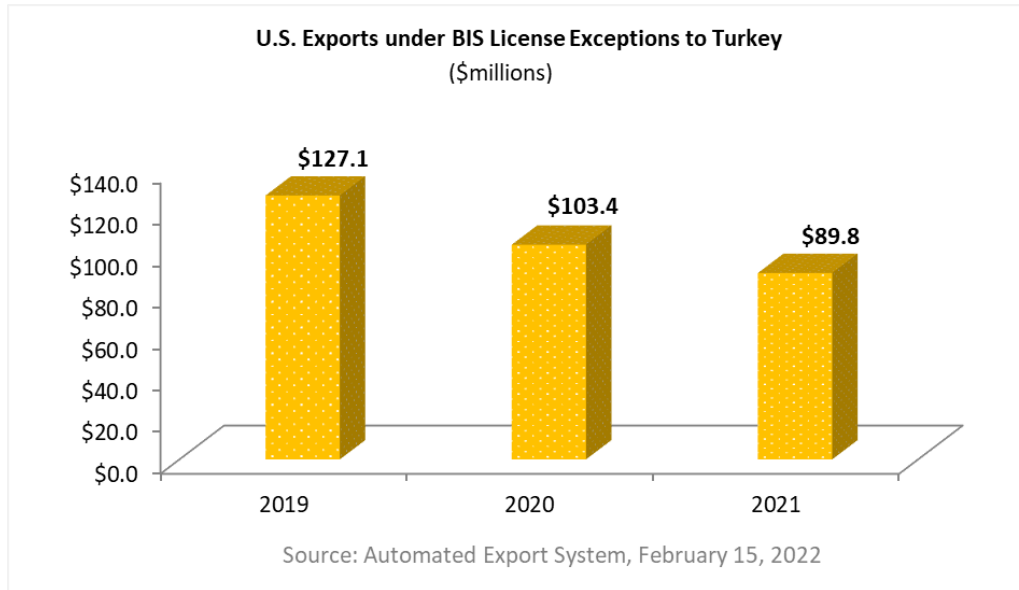
Reasons for Control	Chemical and Biological Weapons			Nuclear Nonproliferation		National Security		Missile Tech	Regional Stability		Firearms Convention	Crime Control			Anti-Terrorism	
	CB:1	CB:2	CB:3	NP:1	NP:2	NS:1	NS:2	MT:1	RS:1	RS:2	FC:1	CC:1	CC:2	CC:3	AT:1	AT:2
Turkey	X					X		X	X							



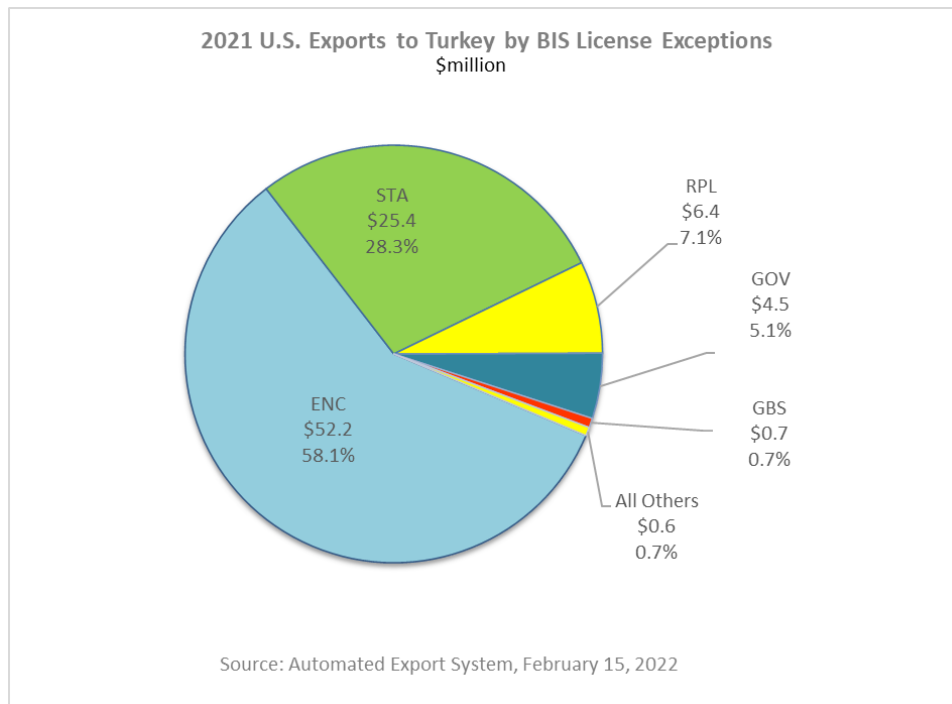


U.S. Exports to Turkey subject to U.S. Government Export Control

In 2021, U.S. exports to Turkey shipped under a BIS license exception authorization totaled \$89.8 million, a 13.1% (\$13.6 million) decrease from \$103.4 million in 2020.



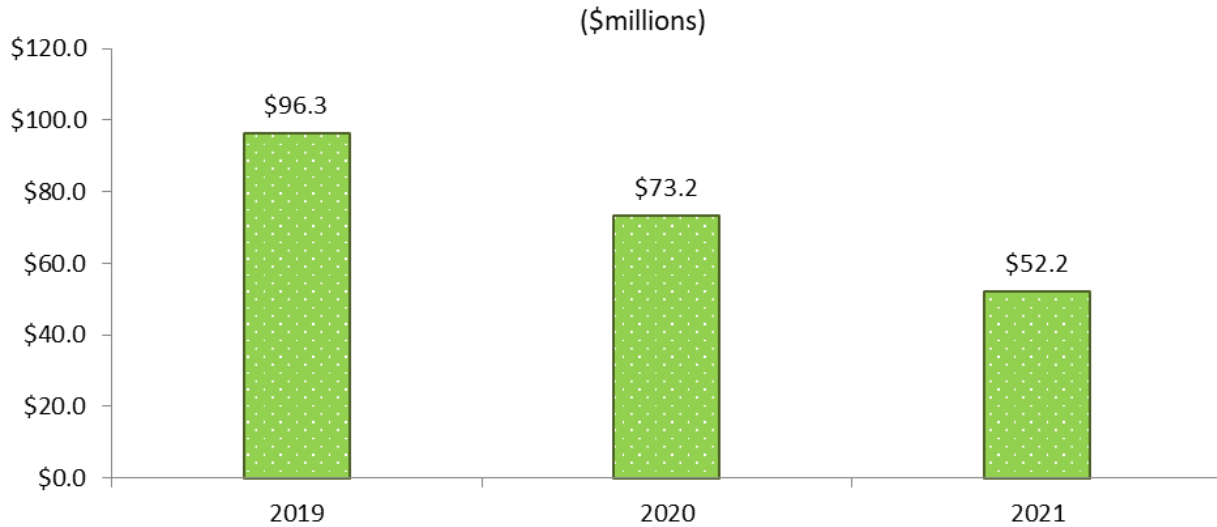
In 2021, the top license exception Encryption Commodities & Software (ENC) totaled \$52.2 million (58.1% of all license exceptions), followed by Strategic Trade Authorization (STA) at \$25.4 million (28.3%), and Servicing & Replacement of Parts & Equipment (RPL) at \$6.4 million (7.1%).





U.S. Exports to Turkey subject to U.S. Government Export Control

U.S. Exports to Turkey under BIS License Exception: Encryption Commodities & Software



Source: Automated Export System, February 15, 2022

U.S. Exports to Turkey under BIS License Exceptions



The BIS License Exception for Encryption is excluded from this chart

Source: Automated Export System, February 15, 2022



U.S. Exports to Turkey by Top Ten Export Control Classification Numbers (ECCN)

Top Ten ECCNs by Value to Turkey (\$millions)		
LICENSED	#1	9A610 Military Aircraft and Related Commodities, Other Than Those Enumerated
	#2	9A604 Commodities related to launch vehicles, missiles, and rockets (see Lis
	#3	7A003 'Inertial Measurement Equipment or Systems', Having any of the Followi
	#4	9A619 Military gas turbine engines and related commodities (see List of Item
	#5	0A606 Ground vehicles and related commodities, as follows (see List of Items
	#6	6A003 Cameras, Systems or Equipment, and "Components" Therefor, as Follows (
	#7	EAR99 Items subject to the EAR that are not elsewhere specified in this CCL
	#8	3A611 Military electronics, as follows (see List of Items Controlled).
	#9	3A001 Electronic items as follows (see List of Items Controlled).
	#10	0A501 Firearms (except 0A502 shotguns) and related commodities as follows (s

Note: ECCN descriptions have been truncated: please review Commerce Control List for full description

Top Ten ECCNs by Value to Turkey (\$millions)		
EXCEPTIONS	#1	5A002 "Information security" systems, equipment and "components," as follows
	#2	9A610 Military Aircraft and Related Commodities, Other Than Those Enumerated
	#3	9A619 Military gas turbine engines and related commodities (see List of Item
	#4	6A003 Cameras, Systems or Equipment, and "Components" Therefor, as Follows (
	#5	9B610 Test, inspection, and production "equipment" and related commodities "
	#6	3A611 Military electronics, as follows (see List of Items Controlled).
	#7	7A103 Instrumentation, navigation equipment and systems, other than those co
	#8	1A004 Protective and Detection Equipment and "Components," Not "Specially De
	#9	7A611 Military fire control, laser, imaging, and guidance equipment, as foll
	#10	3A001 Electronic items as follows (see List of Items Controlled).

Note: ECCN descriptions have been truncated: please review Commerce Control List for full description

Top Ten ECCNs by Value to Turkey (\$millions)		
NLR with ECCN	#1	9A991 "Aircraft," n.e.s., and gas turbine engines not controlled by 9A001 or
	#2	7A994 Other navigation direction finding equipment, airborne communication e
	#3	5A991 Telecommunication equipment, not controlled by 5A001 (see List of Item
	#4	8A992 Vessels, marine systems or equipment, not controlled by 8A001 or 8A002
	#5	5A992 Equipment not controlled by 5A002 (see List of Items Controlled).
	#6	2B991 Numerical control units for machine tools and "numerically controlled"
	#7	6A005 "Lasers," "components" and optical equipment, as follows (see List of
	#8	3A999 Specific Processing Equipment, n.e.s., as Follows (See List of Items C
	#9	0A998 Oil and gas exploration equipment, software, and data, as follows (see
	#10	9A610 Military Aircraft and Related Commodities, Other Than Those Enumerated

Note: ECCN descriptions have been truncated: please review Commerce Control List for full description



U.S. Exports to Turkey by Top Ten Export Control Classification Numbers (ECCN)

Top Ten ECCNs to Turkey by Shipment Count		
LICENSED	#1	9A610 Military Aircraft and Related Commodities, Other Than Those Enumerated
	#2	9A619 Military gas turbine engines and related commodities (see List of Item
	#3	0A501 Firearms (except 0A502 shotguns) and related commodities as follows (s
	#4	9A604 Commodities related to launch vehicles, missiles, and rockets (see Lis
	#5	7A003 'Inertial Measurement Equipment or Systems', Having any of the Followi
	#6	0A606 Ground vehicles and related commodities, as follows (see List of Items
	#7	3A611 Military electronics, as follows (see List of Items Controlled).
	#8	6A003 Cameras, Systems or Equipment, and "Components" Therefor, as Follows (
	#9	3A001 Electronic items as follows (see List of Items Controlled).
	#10	0A505 Ammunition as follows (see List of Items Controlled).

Note: ECCN descriptions have been truncated: please review Commerce Control List for full description

Top Ten ECCNs to Turkey by Shipment Count		
EXCEPTIONS	#1	5A002 "Information security" systems, equipment and "components," as follows
	#2	9A610 Military Aircraft and Related Commodities, Other Than Those Enumerated
	#3	9A619 Military gas turbine engines and related commodities (see List of Item
	#4	0A501 Firearms (except 0A502 shotguns) and related commodities as follows (s
	#5	9B610 Test, inspection, and production "equipment" and related commodities "
	#6	EAR99 Items subject to the EAR that are not elsewhere specified in this CCL
	#7	7A103 Instrumentation, navigation equipment and systems, other than those co
	#8	3A611 Military electronics, as follows (see List of Items Controlled).
	#9	9A991 "Aircraft," n.e.s., and gas turbine engines not controlled by 9A001 or
	#10	6A003 Cameras, Systems or Equipment, and "Components" Therefor, as Follows (

Note: ECCN descriptions have been truncated: please review Commerce Control List for full description

Top Ten ECCNs to Turkey by Shipment Count		
NLR with ECCN	#1	9A991 "Aircraft," n.e.s., and gas turbine engines not controlled by 9A001 or
	#2	7A994 Other navigation direction finding equipment, airborne communication e
	#3	5A991 Telecommunication equipment, not controlled by 5A001 (see List of Item
	#4	5A992 Equipment not controlled by 5A002 (see List of Items Controlled).
	#5	3A991 Electronic devices, and "components" not controlled by 3A001.
	#6	3A999 Specific Processing Equipment, n.e.s., as Follows (See List of Items C
	#7	4A994 Computers, "electronic assemblies" and related equipment not controlle
	#8	9A610 Military Aircraft and Related Commodities, Other Than Those Enumerated
	#9	3A992 General purpose electronic equipment not controlled by 3A002.
	#10	1C992 Commercial charges and devices containing energetic materials, n.e.s.

Note: ECCN descriptions have been truncated: please review Commerce Control List for full description

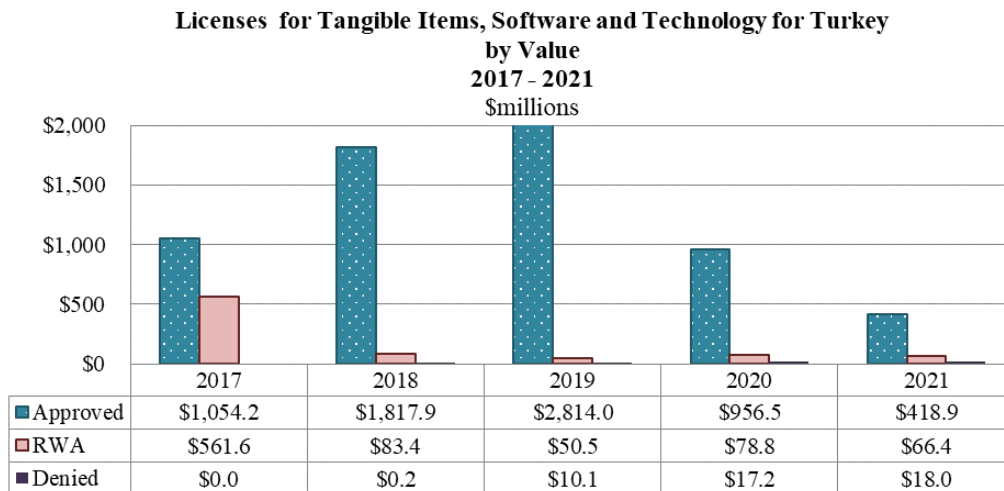
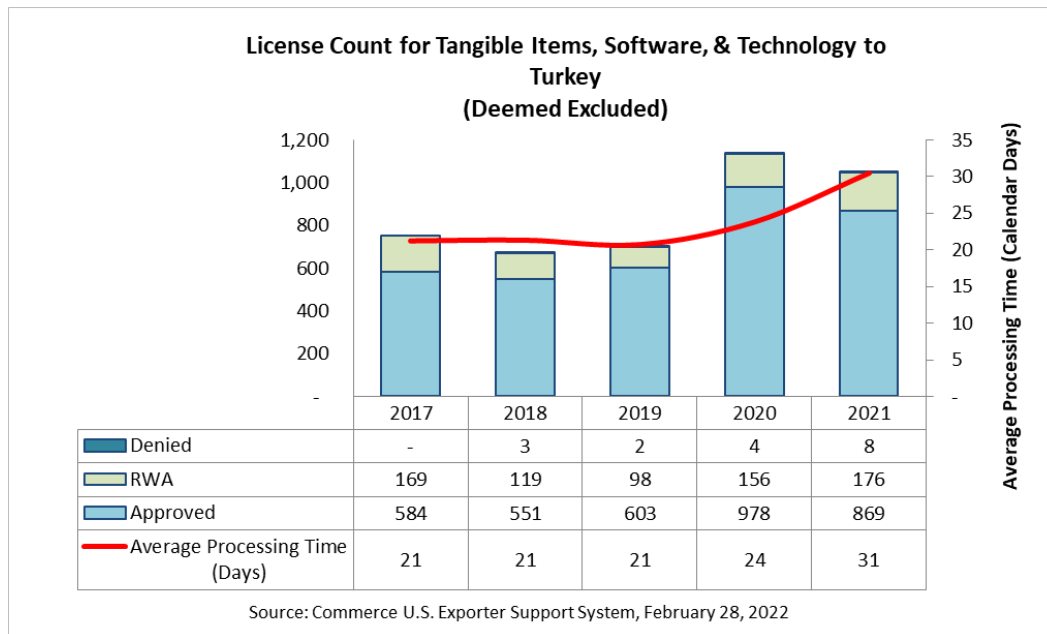


BIS License Determination Trends for Turkey

III. BIS Licensing to Turkey

In 2021, BIS reviewed 1,053 export/re-export applications (not including deemed export applications) valued at \$503.4 million for Turkey, out of a total of 39,901 applications worldwide for tangible items, software and technology valued at \$1.4 trillion.

– Approved applications for Turkey totaled 869 (82.5% of the total applications) valued at \$418.9 million, compared to 34,369 (86.1%) approved for all destinations valued at \$322.8 billion.





BIS License Determination Trends for Turkey

In 2021, BIS reviewed two deemed export applications from Turkish nationals, out of 942 applications worldwide for deemed exports. BIS approved 100% of the deemed export applications from Turkey compared to the 821 (87.2%) approved for all destinations. In the last five years, there were no denials for Deemed Export applications from Turkish nationals.

Deemed Export Licenses for Nationals of Turkey						
2017 - 2021						
Year	Approved	RWA	Denied	Turkey Total	World Total	Turkey Total/ World Total
2017	3	1	0	4	1,510	0.3%
2018	0	0	0	0	967	0.0%
2019	0	0	0	0	1,302	0.0%
2020	3	0	0	3	1,212	0.2%
2021	2	0	0	2	942	0.2%

Source: Commerce U.S. Exporter Support System, February 28, 2022

In 2021, the top approved ECCNs (including deemed exports) to Turkey by count include: 0A501 for Firearms (except 0A502 shotguns) and related commodities with 264 approvals; 9A610 for Military Aircraft and Related Commodities with 259 approvals, and 9E610 for Technology for the development, production, operation, installation, maintenance, repair, overhaul, or refurbishing of military aircraft and related commodities with 57 approvals.

Top Ten Approved (with deemed) ECCNs to Turkey by Count		2017	2018	2019	2020	2021	% of World Total 2021
APPROVED	#1 0A501 Firearms (except 0A502 shotguns) and related commodities as follows (s	-	-	-	388	264	5.0%
	#2 9A610 Military Aircraft and Related Commodities, Other Than Those Enumerate	154	172	244	221	259	4.9%
	#3 9E610 Technology "required" for the "development," "production," operation,	29	43	54	39	57	4.4%
	#4 0A606 Ground vehicles and related commodities, as follows (see List of Items	40	31	55	62	57	6.3%
	#5 0A505 Ammunition as follows (see List of Items Controlled).	-	-	-	28	53	5.5%
	#6 3A611 Military electronics, as follows (see List of Items Controlled).	134	73	61	77	51	2.4%
	#7 9A619 Military gas turbine engines and related commodities (see List of Item	13	22	27	17	32	3.1%
	#8 3A001 Electronic items as follows (see List of Items Controlled).	55	61	34	33	25	2.0%
	#9 9E619 "Technology" "required" for the "development," "production," operation	14	18	18	16	21	4.5%
	#10 6A003 Cameras, Systems or Equipment, and "Components" Therefor, as Follows	16	22	29	29	21	1.8%

Source: Commerce U.S. Exporter Support System, February 28, 2022

Note: ECCN Descriptions have been truncated; please review Commerce Control List for Full Description



In 2021, there were eight denied license applications for Turkey.

Denied (with deemed) ECCNs to Turkey by Count				2021	% of World Total 2021
Denied	#1	0A606	Ground vehicles and related commodities, as follows (see List of Items	4	28.6%
	#2	9D610	Software “specially designed” for the “development,” “production,” ope	1	100.0%
	#3	9B610	Test, inspection, and production “equipment” and related commodities “	1	100.0%
	#4	1B117	Batch mixers having all of the following (see List of Items Controlled	1	100.0%
	#5	9E610	Technology “required” for the “development,” “production,” operation,	1	50.0%
	#6	7A003	'Inertial Measurement Equipment or Systems', Having any of the Followi	1	100.0%
	#7	9A610	Military Aircraft and Related Commodities, Other Than Those Enumerated	1	9.1%
Source: Commerce U.S. Exporter Support System, February 28, 2022					

Note: ECCN Descriptions have been truncated: please review Commerce Control List for Full Description

In 2021, the average processing time for Turkey was 31 calendar days.



Summary of U.S. Exports to Turkey

Summary of U.S. Exports to Turkey Calendar Year 2021				
	CY2021	CY2020	% of Total Exports	Percentage Change from previous year
Total Exports	\$11,894,644,760	\$9,986,224,549		19.1%
Total Subject to ITAR	\$478,941,656	\$587,379,117	4.0%	-18.5%
Subject to Other Gov. Agencies	\$3,477,254	\$3,648,642	0.03%	-4.7%
Detailed Summary of EAR-Controlled Exports				
AES License Type	Description	Value	Percentage of Total	Percentage Description
C30	Licenses	\$142,187,301	100.0%	
VDC	Voluntary Disclosure	\$7,277	0.01%	
Total of Licensed		\$142,194,578	1.2%	Total Licensed/Total Exports
C35	LVS	\$15,819	0.02%	
C36	GBS	\$657,904	0.7%	
C40	TMP	\$528,310	0.6%	
C41	RPL	\$6,410,721	7.1%	
C42	GOV	\$4,537,093	5.1%	
C44	TSU	\$35,812	0.04%	
C45	BAG	\$277	0.0003%	
C46	AVS	\$7,922	0.01%	
C50	ENC	\$52,202,815	58.1%	
C53	APP	\$4,300	0.005%	
C59	STA	\$25,384,507	28.3%	
Total of License Exceptions		\$89,785,480	0.8%	Total License Exceptions/Total Exports
			38.7%	Total License Exceptions/Total Subject to License Requirement
Total subject to license requirement (Licensed and License Exceptions)		\$231,980,058	2.0%	Total Subject to License Requirement/Total Exports
C33	NLR reporting an ECCN	\$1,925,617,853	16.2%	NLR reporting an ECCN/ Total Exports
C60	NLR for 600-Series ".y" subparagraph	\$3,172,775	0.03%	NLR for 600-Series ".y" subparagraph/ Total Exports
C63	NLR for 0A501 .y subparagraph Firearms	\$28,622	0.0002%	NLR for 0A501 .y subparagraph firearms/ Total Exports
Total of NLR		\$1,928,819,250	16.2%	Total NLR with an ECCN/ Total Exports
Exports not reporting an ECCN		\$9,251,426,542	77.8%	

Source: U.S. Census Bureau, Foreign Trade Division and Automated Export System