



Summary

In 2021, the U.S. exports to Germany were \$65.2 billion, a 13.5% (\$7.7 billion) increase from 2020; the U.S. imports from Germany were \$135.2 billion, a 17.5% (\$20.2 billion) increase; and the trade deficit with Germany was \$70.1 billion, a 21.5% (\$12.4 billion) increase.

In 2021, 3.7% of total U.S. exports to the World were exported to Germany, and 4.8% of the total U.S. Imports were imported from Germany.

In 2021, the U.S. exports of Transportation Equipment to Germany increased by 6.5% (\$1.0 billion) from \$16.0 billion in 2020 to \$17.1 billion in 2021, representing 7.9% of the total U.S. exports of those commodities worldwide. In 2021, the U.S. imports from Germany also increased by 21.5% (\$4.4 billion) from \$20.2 billion in 2020 to \$24.6 billion in 2021, making up 8.0% of the total U.S. imports of those commodities.

In 2021, the U.S. exports of Optical, Measuring, Medical or Other instruments increased by 7.0% (\$456.9 million) from \$6.5 billion in 2020 to \$7.0 billion in 2021, making up 7.4% of the total U.S. exports. U.S. imports also increased by 18.0% (\$1.8 billion) from \$9.8 billion in 2020 to \$11.6 billion in 2021, representing 10.4% of the total U.S. imports of those commodities.

In 2021, the U.S. exports to Germany shipped under a BIS license exception totaled \$708.4 million, a 28.7% (\$157.9 million) increase from 2020. Usage of the license exception authorization for Encryption Commodities & Software was \$389.4 million, an increase of 4.3% (\$33.2 million) from \$356.2 million in 2020.

In 2021, BIS reviewed 1,436 export/re-export license applications (not including deemed export applications) for tangible items, software and technology valued at \$3.5 billion for Germany. License applications for Germany counted 3.9% of the World total by license count. BIS approved 1,312 (91.4% of the total applications) for \$3.3 billion, RWA totaled 119 for \$61.3 million. There were five denied license applications for \$103.2 million.

In 2021, BIS approved 14 applications from Germany nationals for deemed exports, 1.5% of all approved deemed exports applications. There were no RWA or denials for deemed export applications.

The top approved ECNNs (including deemed exports) for Germany by count include: 9 A610 for Military Aircraft and Related Commodities with 219 approvals; 0A606 for Ground vehicles and related commodities with 209 approvals; and 3A611 for Military electronics with 150 approvals.

In 2021, the average processing time for Germany is 26 days.



I. Total U.S. Trade in Goods with Germany

In 2021, the U.S. exports to Germany totaled \$65.2 billion, a 13.5% (\$7.7 billion) increase from 2020; the U.S. imports from Germany totaled \$135.2 billion, a 17.5% (\$20.2 billion) increase from 2020; U.S.; and the trade deficit was \$70.1 billion, a 21.5% (\$12.4 billion) increase.



In 2021, the level of U.S. exports to Germany and U.S. imports from Germany exceeded the prior five-year average level by value not adjusted for inflation. The U.S. trade deficit with Germany is higher than the prior five-year average level by value not adjusted for inflation.

	2016	2017	2018	2019	2020	2021	2016-2020 Average
EXPORTS	\$49,568.7	\$53,965.4	\$57,757.6	\$60,069.2	\$57,432.8	\$65,174.2	\$55,758.8
Δvalue	--	\$4,396.7	\$3,792.2	\$2,311.5	-\$2,636.3	\$7,741.3	
Δpct	--	8.9%	7.0%	4.0%	-4.4%	13.5%	
IMPORTS	\$114,092.5	\$117,539.2	\$125,714.4	\$127,508.9	\$115,068.9	\$135,224.3	\$119,984.8
Δvalue	--	\$3,446.7	\$8,175.3	\$1,794.5	-\$12,440.0	\$20,155.3	
Δpct	--	3.0%	7.0%	1.4%	-9.8%	17.5%	
BALANCE	(\$64,523.8)	(\$63,573.7)	(\$67,956.8)	(\$67,439.7)	(\$57,636.1)	(\$70,050.1)	(\$64,226.0)
Δvalue	--	\$950.0	(\$4,383.1)	\$517.0	\$9,803.7	(\$12,414.0)	
Δpct	--	-1.5%	6.9%	-0.8%	-14.5%	21.5%	

Values in Millions of U.S. Dollars. Source: U.S. Census Bureau USA Trade Portal February 15, 2022



In 2021, of \$65.2 billion in U.S. exports to Germany, the top commodity sectors were Transportation Equipment (26.2%), Chemicals, Plastics and Leather products (20.3%) and Machinery and Mechanical Appliances (18.5%).

In 2021, of \$135.2 billion in U.S. imports from Germany, the top commodity sectors were Machinery and Mechanical Appliances (26.9%), Chemicals, Plastics, Rubber, and Leather products (26.4%), and Transportation Equipment (18.2%).

Imports from Germany by Sector	Germany Commodity Trade 2021	US exports to Germany by Sector
\$135,224,253,224	Total Value All Commodities	\$65,174,169,473
1.7%	Agriculture (Chapters 01-24)	3.4%
0.3%	Oils, Minerals, Lime, Cement (Chapters 25-27)	3.6%
26.4%	Chemicals, Plastics, Rubber, Leather (Chapters 28-43)	20.3%
1.6%	Wood, Cork, Paper, Printed Books (Chapters 44-49)	1.1%
0.9%	Textiles, Footwear, Headgear (Chapters 50-67)	0.5%
4.0%	Stone, Glass, Metals, Pearls (Chapters 68-71)	9.0%
4.6%	Base Metals, Iron, Steel, Tools (Chapters 72-83)	2.5%
26.9%	Machinery & Mechanical Appliances (Chapters 84-85)	18.5%
18.2%	Transportation Equipment (Chapters 86-89)	26.2%
8.6%	Optical, Measuring, Medical, Other Instruments (Chapters 90-92)	10.7%
0.3%	Arms & Ammunition (Chapter 93)	0.2%
0.9%	Miscellaneous Manufactured Items (Chapters 94-96)	0.6%
0.5%	Art, Collectors' Pieces, Antiques (Chapter 97)	0.6%
5.3%	Special Items (Chapters 98)	2.8%

Source: U.S. Census Bureau USA Trade Portal February 15, 2022

The Share of U.S.-Germany Trade in U.S. Global Trade

In 2021, 3.7% of the total U.S. Exports were shipped to Germany while 4.8% of total U.S. Imports were delivered from Germany.

U.S. - Germany Trade in Transportation Equipment

In 2021, the U.S. exports of Transportation Equipment to Germany increased by 6.5% (\$1.0 billion) from \$16.0 billion in 2020 to \$17.1 billion in 2021, representing 7.9% of the total U.S. exports of those commodities worldwide. In 2021, the U.S. imports from Germany also increased by 21.5% (\$4.4 billion) from \$20.2 billion in 2020 to \$24.6 billion in 2021, making up 8.0% of the total U.S. imports of those commodities.

U.S. – Germany Trade in Optical, Measuring, Medical or Other Instruments

In 2021, the U.S. exports of Optical, Measuring, Medical or Other instruments increased by 7.0% (\$456.9 million) from \$6.5 billion in 2020 to \$7.0 billion in 2021, making up 7.4% of the total U.S. exports. U.S. imports also increased by 18.0% (\$1.8 billion) from \$9.8 billion in 2020 to \$11.6 billion in 2021, representing 10.4% of the total U.S. imports of those commodities.



U.S. Exports to Germany subject to U.S. Government Export Control

II. U.S. Exports to Germany subject to US Government Export Control

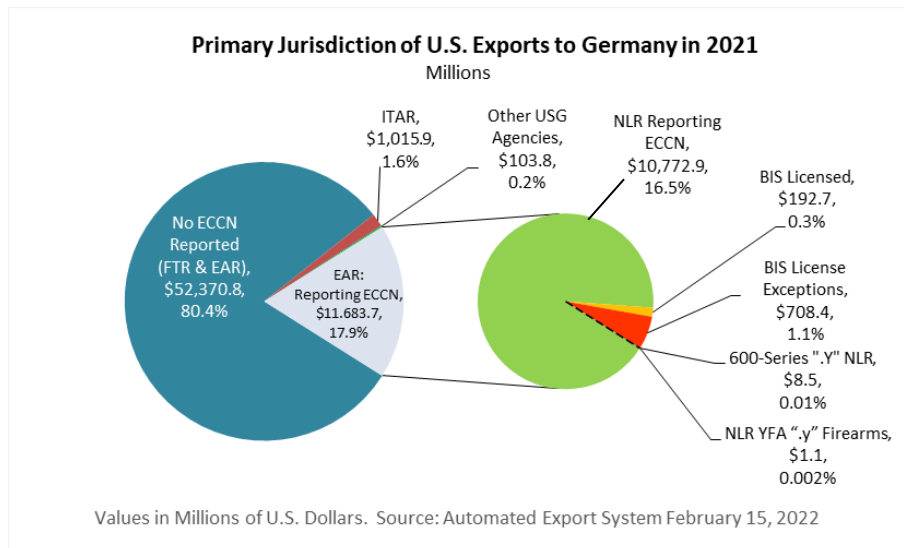
In 2021, of the \$65.2 billion in U.S. exports to Germany:

- 1.4% were subject to a BIS license requirement:
 - 0.3% were exported under a BIS license; Worldwide, 0.4% were exported under a BIS license.
 - 1.1% were exported under a BIS license exception; Worldwide, 0.8% were exported under a BIS license exception.
- 16.5% were exported under No License Required with an ECCN; Worldwide, 10.0% were exported under NLR with an ECCN reported.
 - 0.01% were exported under NLR for 600-series .y subparagraph items; Worldwide, 0.02% were exported under NLR for 600-series .y subparagraph items.
 - 0.002% were exported under NLR 0A501 .y subparagraph Firearm items; Worldwide, 0.001% were exported under NLR 0A501 .y subparagraph Firearm items.

		Germany		
		2019	2020	2021
	Department of State	\$1,115.7	\$1,076.1	\$1,015.9
	Other USG Agencies	\$197.7	\$78.3	\$103.8
	Department of Commerce	\$58,755.7	\$56,278.4	\$64,054.5
	BIS Licensed	\$209.6	\$205.9	\$192.7
	BIS License Exceptions	\$663.3	\$550.5	\$708.4
	NLR reporting an ECCN	\$11,551.9	\$9,523.7	\$10,772.9
	NLR not reporting an ECCN	\$46,321.7	\$45,988.9	\$52,370.8
	NLR 600-Series ".y" subparagraph	\$9.1	\$9.0	\$8.5
	NLR YFA ".y" subparagraph Firearms	\$0.0	\$0.4	\$1.1

Values in Millions of U.S. Dollars. Source: Automated Export System February 15, 2022

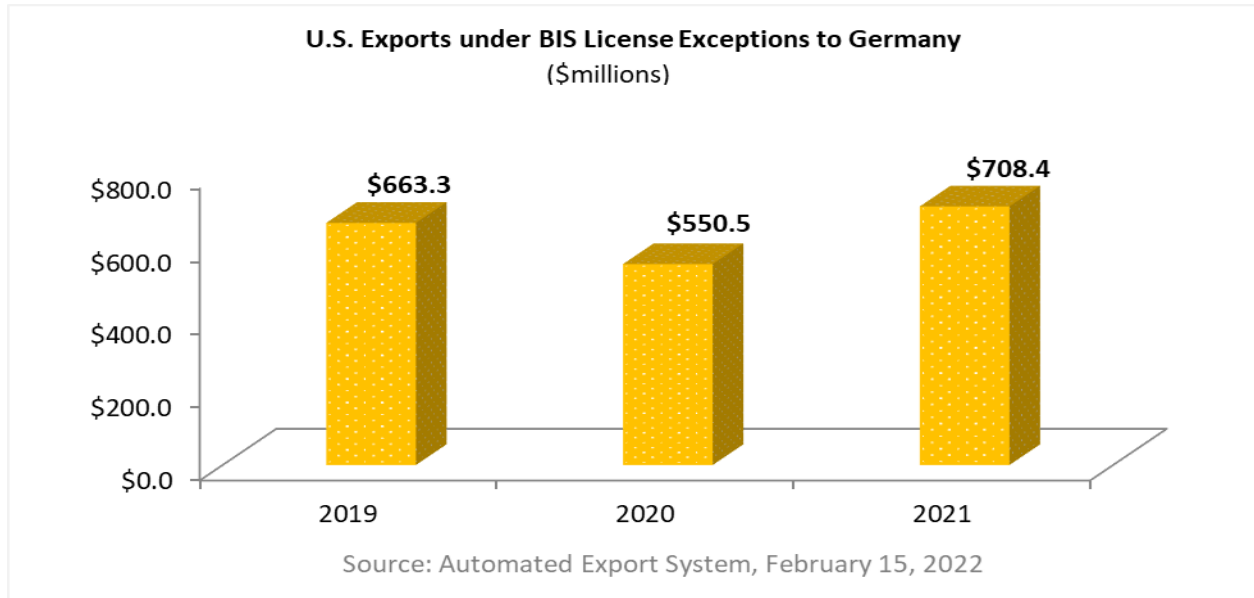
Reasons for Control	Chemical and Biological Weapons			Nuclear Nonproliferation		National Security		Missile Tech	Regional Stability		Firearms Convention	Crime Control			Anti-Terrorism	
	CB:1	CB:2	CB:3	NP:1	NP:2	NS:1	NS:2	MT:1	RS:1	RS:2	FC:1	CC:1	CC:2	CC:3	AT:1	AT:2
Germany	X					X		X	X							



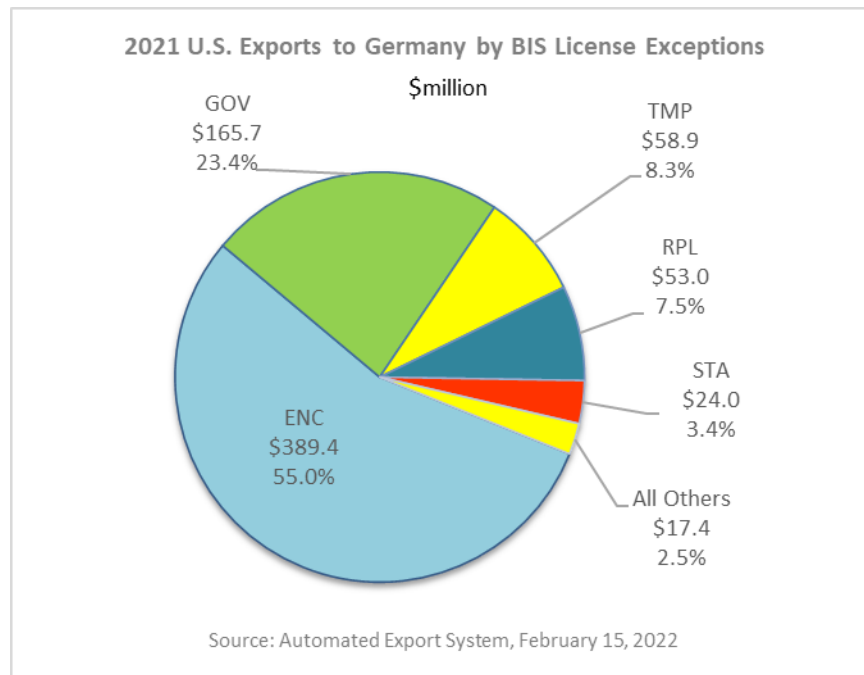


US to Germany Export Trade Trends

In 2021, the U.S. exports to Germany shipped under a BIS license exception totaled \$708.4 million, a 28.7% (\$157.9 million) increase from 2020.


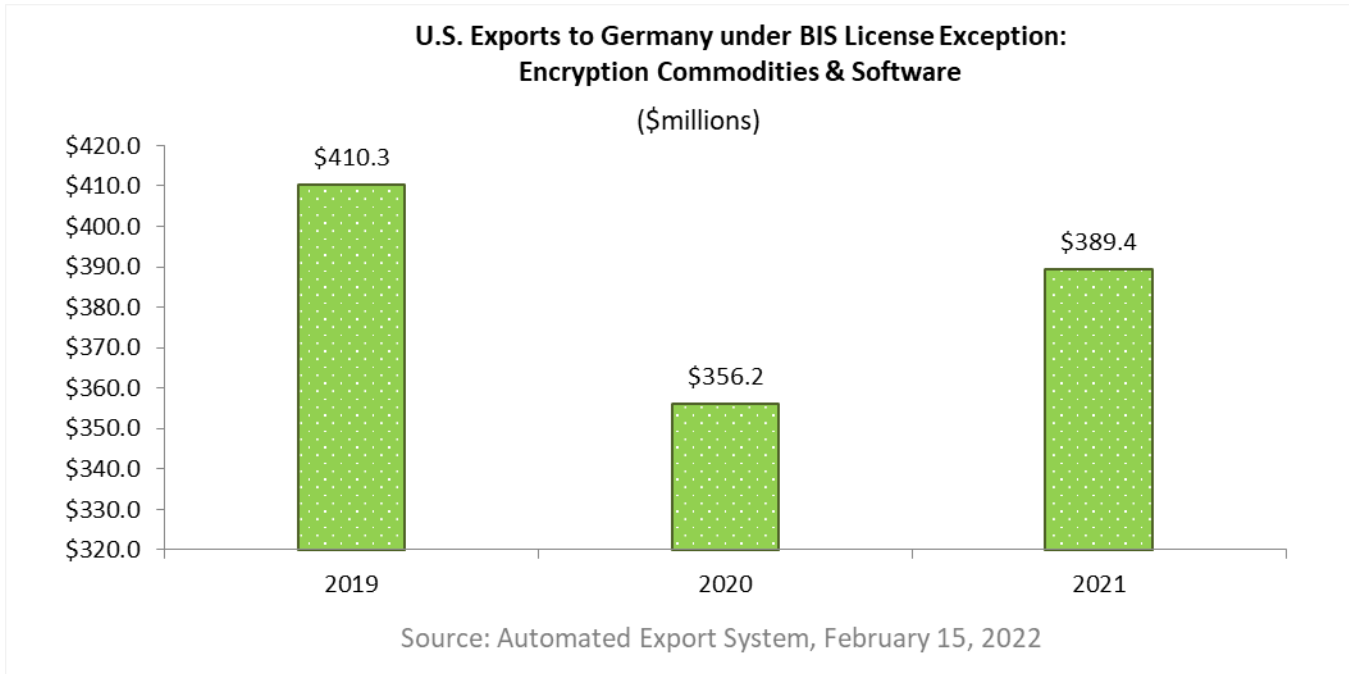


In 2021, the top license exception Encryption Commodities, Software and Technology (ENC) totaled \$389.4 million (55.0% of all license exceptions), followed by Governments, International Organizations (GOV) at \$165.7 million (23.4%) and Temporary Imports, Exports, Reexports and Transfer (TMP) at \$58.9 million (8.3%).





In 2021, U.S. exports to Germany shipped under a BIS license exception: Encryption Commodities & Software totaled \$389.4 million, an increase of 4.3% (\$33.2 million) from \$356.2 million in 2020.





US Exports to Germany by Export Control Classification Number

Top Ten ECCNs by Value to Germany (\$millions)		
LICENSED	#1	9A610 Military Aircraft and Related Commodities, Other Than Those Enumerated
	#2	7A103 Instrumentation, navigation equipment and systems, other than those co
	#3	0A505 Ammunition as follows (see List of Items Controlled).
	#4	0A501 Firearms (except 0A502 shotguns) and related commodities as follows (s
	#5	3A611 Military electronics, as follows (see List of Items Controlled).
	#6	7A003 'Inertial Measurement Equipment or Systems', Having any of the Followi
	#7	0A606 Ground vehicles and related commodities, as follows (see List of Items
	#8	9A515 "Spacecraft" and related commodities, as follows (see List of Items Co
	#9	6A002 Optical Sensors and Equipment, and "Components" Therefor, as Follows (
	#10	9A619 Military gas turbine engines and related commodities (see List of Item

Note: ECCN descriptions have been truncated: please review Commerce Control List for full description

Top Ten ECCNs by Value to Germany (\$millions)		
EXCEPTIONS	#1	5A002 "Information security" systems, equipment and "components," as follows
	#2	9A610 Military Aircraft and Related Commodities, Other Than Those Enumerated
	#3	9A619 Military gas turbine engines and related commodities (see List of Item
	#4	9A991 "Aircraft," n.e.s., and gas turbine engines not controlled by 9A001 or
	#5	3A611 Military electronics, as follows (see List of Items Controlled).
	#6	9A515 "Spacecraft" and related commodities, as follows (see List of Items Co
	#7	9B610 Test, inspection, and production "equipment" and related commodities "
	#8	6A003 Cameras, Systems or Equipment, and "Components" Therefor, as Follows (
	#9	5A992 Equipment not controlled by 5A002 (see List of Items Controlled).
	#10	9A604 Commodities related to launch vehicles, missiles, and rockets (see Lis

Note: ECCN descriptions have been truncated: please review Commerce Control List for full description

Top Ten ECCNs by Value to Germany (\$millions)		
NLR with ECCN	#1	9A991 "Aircraft," n.e.s., and gas turbine engines not controlled by 9A001 or
	#2	5A992 Equipment not controlled by 5A002 (see List of Items Controlled).
	#3	3B991 Equipment not controlled by 3B001 for the manufacture of electronic "p
	#4	7A994 Other navigation direction finding equipment, airborne communication e
	#5	5A991 Telecommunication equipment, not controlled by 5A001 (see List of Item
	#6	3A999 Specific Processing Equipment, n.e.s., as Follows (See List of Items C
	#7	6A998 Radar systems, equipment and major "components," n.e.s., and "speciall
	#8	3A991 Electronic devices, and "components" not controlled by 3A001.
	#9	1C210 "Fibrous or filamentary materials" or prepregs, other than those contr
	#10	4A994 Computers, "electronic assemblies" and related equipment not controlle

Note: ECCN descriptions have been truncated: please review Commerce Control List for full description



US Exports to Germany by Export Control Classification Number

Top Ten ECCNs to Germany by Shipment Count		
LICENSED	#1	0A501 Firearms (except 0A502 shotguns) and related commodities as follows (s
	#2	9A610 Military Aircraft and Related Commodities, Other Than Those Enumerated
	#3	7A103 Instrumentation, navigation equipment and systems, other than those co
	#4	0A606 Ground vehicles and related commodities, as follows (see List of Items
	#5	3A001 Electronic items as follows (see List of Items Controlled).
	#6	3A611 Military electronics, as follows (see List of Items Controlled).
	#7	0A505 Ammunition as follows (see List of Items Controlled).
	#8	9A619 Military gas turbine engines and related commodities (see List of Item
	#9	7A003 'Inertial Measurement Equipment or Systems', Having any of the Followi
	#10	9A604 Commodities related to launch vehicles, missiles, and rockets (see Lis

Note: ECCN descriptions have been truncated: please review Commerce Control List for full description

Top Ten ECCNs to Germany by Shipment Count		
EXCEPTIONS	#1	5A002 "Information security" systems, equipment and "components," as follows
	#2	9A610 Military Aircraft and Related Commodities, Other Than Those Enumerated
	#3	EAR99 Items subject to the EAR that are not elsewhere specified in this CCL
	#4	9A991 "Aircraft," n.e.s., and gas turbine engines not controlled by 9A001 or
	#5	3A611 Military electronics, as follows (see List of Items Controlled).
	#6	0A606 Ground vehicles and related commodities, as follows (see List of Items
	#7	9A515 "Spacecraft" and related commodities, as follows (see List of Items Co
	#8	0A614 Military training "equipment," as follows (see List of Items Controlle
	#9	6A003 Cameras, Systems or Equipment, and "Components" Therefor, as Follows (
	#10	9A604 Commodities related to launch vehicles, missiles, and rockets (see Lis

Note: ECCN descriptions have been truncated: please review Commerce Control List for full description

Top Ten ECCNs to Germany by Shipment Count		
NLR with ECCN	#1	9A991 "Aircraft," n.e.s., and gas turbine engines not controlled by 9A001 or
	#2	7A994 Other navigation direction finding equipment, airborne communication e
	#3	5A991 Telecommunication equipment, not controlled by 5A001 (see List of Item
	#4	5A992 Equipment not controlled by 5A002 (see List of Items Controlled).
	#5	3A999 Specific Processing Equipment, n.e.s., as Follows (See List of Items C
	#6	3B991 Equipment not controlled by 3B001 for the manufacture of electronic "p
	#7	3A992 General purpose electronic equipment not controlled by 3A002.
	#8	2B999 Specific Processing Equipment, n.e.s., as Follows (See List of Items C
	#9	3A991 Electronic devices, and "components" not controlled by 3A001.
	#10	4A994 Computers, "electronic assemblies" and related equipment not controlle

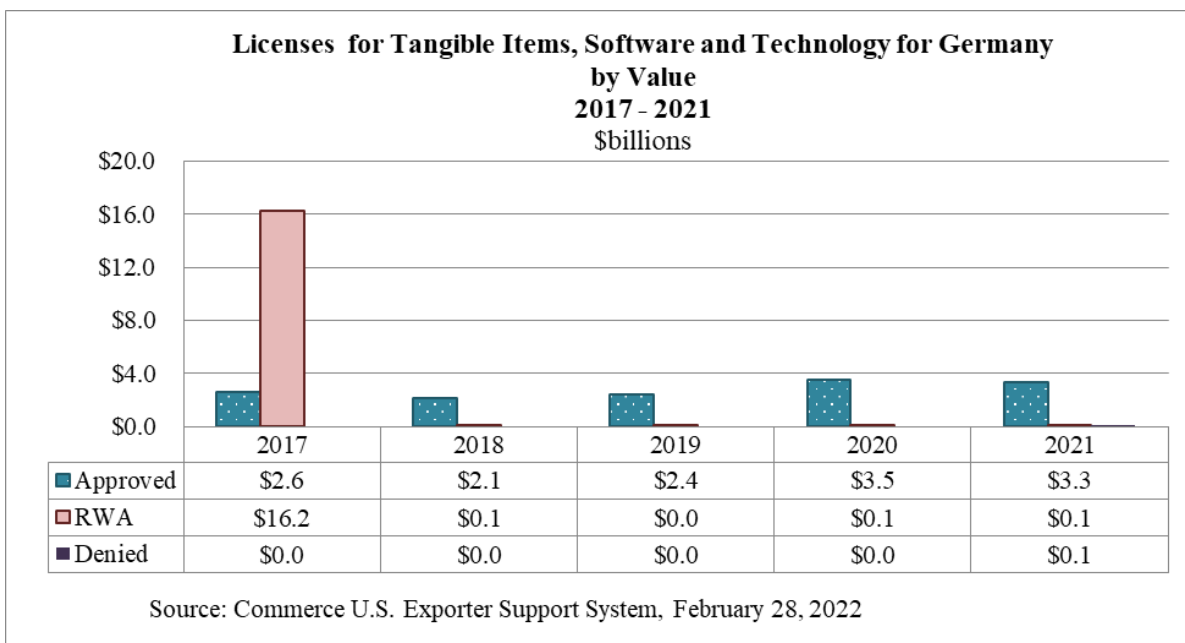
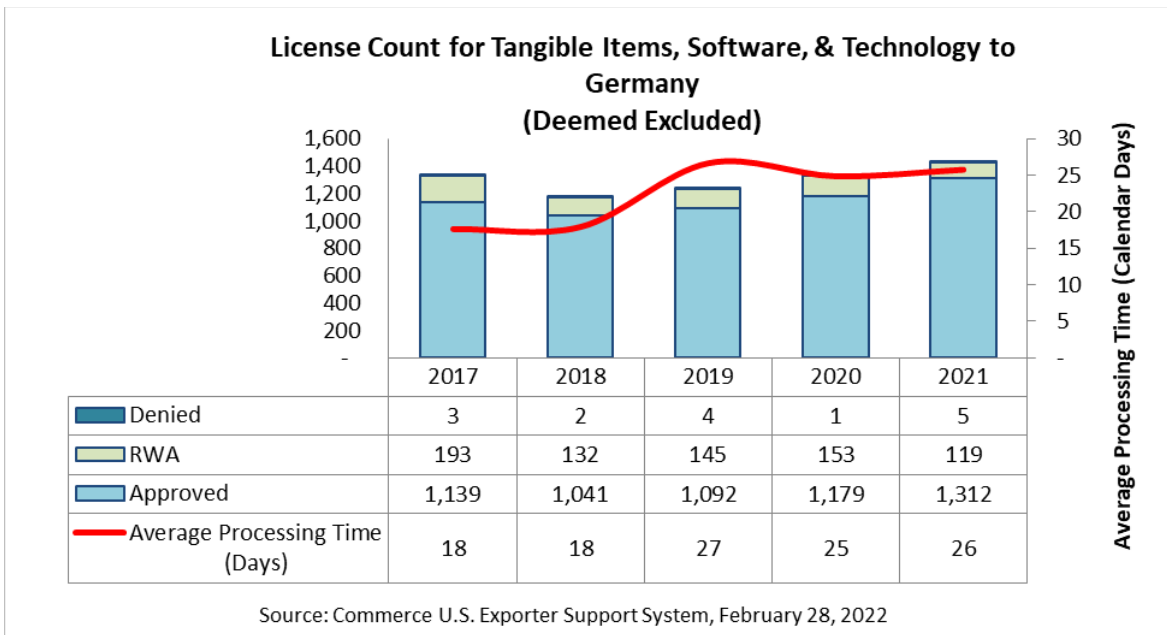
Note: ECCN descriptions have been truncated: please review Commerce Control List for full description



III. BIS Licensing for Germany

In 2021, BIS reviewed 1,436 export/re-export applications (not including deemed export applications) valued at \$3.5 billion for Germany, out of a total of 39,901 applications worldwide for tangible items, software and technology valued at \$1.4 trillion.

– Approved applications for Germany totaled 1,312 (91.4% of the total applications) for \$3.3 billion, compared to the 34,369 (86.1%) approved applications for all destinations valued at \$322.8 billion.





In 2021, BIS reviewed 14 applications for Deemed Exports from Germany nationals, out of 942 applications worldwide for deemed exports. All 14 applications (100%) were approved, compared to the 821 (87.2%) approved applications for all destinations.

In the last five years, there were no denials for Deemed Export applications from Germany nationals.

Deemed Export Licenses for Nationals of Germany							
2017 - 2021							
Year	Approved	RWA	Denied	Germany Total	World Total	Germany Total/ World Total	
2017	6	0	0	6	1,510	0.4%	
2018	9	2	0	11	967	1.1%	
2019	8	1	0	9	1,302	0.7%	
2020	12	4	0	16	1,212	1.3%	
2021	14	0	0	14	942	1.5%	

Source: Commerce U.S. Exporter Support System, February 28, 2022

The top approved ECNNs (including deemed exports) for Germany by count include: 9A610 for Military Aircraft and Related Commodities with 219 approvals; 0A606 for Ground vehicles and related commodities with 209 approvals; and 3A611 for Military electronics with 150 approvals.

Top Ten Approved (with deemed) ECNNs to Germany by Count								
		2017	2018	2019	2020	2021	% of World Total 2021	
APPROVED	#1	9A610 Military Aircraft and Related Commodities, Other Than Those Enumerated	182	212	210	215	219	4.2%
	#2	0A606 Ground vehicles and related commodities, as follows (see List of Items	124	125	151	159	209	23.0%
	#3	3A611 Military electronics, as follows (see List of Items Controlled).	136	101	147	101	150	7.0%
	#4	0A501 Firearms (except 0A502 shotguns) and related commodities as follows (s	-	-	-	121	98	1.9%
	#5	3A001 Electronic items as follows (see List of Items Controlled).	93	105	119	96	87	6.9%
	#6	6A003 Cameras, Systems or Equipment, and "Components" Therefor, as Follows	33	14	32	36	74	6.2%
	#7	1C351 Human and animal pathogens and "toxins," as follows (see List of Items	41	30	37	46	60	5.6%
	#8	9E610 Technology "required" for the "development," "production," operation,	57	58	62	57	58	4.5%
	#9	3E611 "Technology" "required" for military electronics, as follows (see List	38	28	38	27	40	6.9%
	#10	7A103 Instrumentation, navigation equipment and systems, other than those co	43	55	41	21	39	11.5%

Source: Commerce U.S. Exporter Support System, February 28, 2022

Note: ECCN Descriptions have been truncated: please review Commerce Control List for Full Description

Denied (with deemed) ECNNs to Germany by Count							
					2021	% of World Total 2021	
Denied	#1	2E301 "Technology" according to the "General Technology Note" for the "use"				1	14.3%
	#2	2E001 "Technology" according to the General Technology Note for the "develop				1	100.0%
	#3	1C230 Beryllium metal, alloys containing more than 50% beryllium by weight,				1	33.3%
	#4	1E001 "Technology" according to the General Technology Note for the "develop				1	33.3%
	#5	2E002 "Technology" according to the General Technology Note for the "product				1	100.0%

Source: Commerce U.S. Exporter Support System, February 28, 2022

Note: ECCN Descriptions have been truncated: please review Commerce Control List for Full Description

In 2021, the average processing days for Germany was 26 days.



Summary of US Exports to Germany

Summary of U.S. Exports to Germany Calendar Year 2021				
	CY2021	CY2020	% of Total Exports	Percentage Change from previous year
Total Exports	\$65,174,169,473	\$57,432,849,887		13.5%
Total Subject to ITAR	\$1,015,856,812	\$1,075,774,274	1.6%	-5.6%
Subject to Other Gov. Agencies	\$103,782,386	\$78,301,844	0.2%	32.5%
Detailed Summary of EAR-Controlled Exports				
AES License Type	Description	Value	Percentage of Total	Percentage Description
C30	Licenses	\$192,675,636	99.98%	
VDC	Voluntary Disclosure	\$42,917	0.02%	
Total of Licensed		\$192,718,553	0.3%	Total Licensed/Total Exports
C35	LVS	\$358,242	0.1%	
C36	GBS	\$3,486,090	0.5%	
C38	TSR	\$380,917	0.1%	
C40	TMP	\$58,871,803	8.3%	
C41	RPL	\$53,042,244	7.5%	
C42	GOV	\$165,684,289	23.4%	
C43	GFT	\$245,582	0.03%	
C44	TSU	\$11,421,064	1.6%	
C45	BAG	\$53,656	0.01%	
C46	AVS	\$1,262,636	0.2%	
C50	ENC	\$389,433,064	55.0%	
C53	APP	\$210,353	0.03%	
C59	STA	\$23,976,355	3.4%	
Total of License Exceptions		\$708,426,295	1.1%	Total License Exceptions/Total Exports
			78.6%	Total License Exceptions/Total Subject to License Requirement
Total subject to license requirement (Licensed and License Exceptions)		\$901,144,848	1.4%	Total Subject to License Requirement/Total Exports
C33	NLR reporting an ECCN	\$10,772,921,998	16.5%	NLR reporting an ECCN/ Total Exports
C60	NLR for 600-Series ".y" subparagraph	\$8,510,475	0.01%	NLR for 600-Series ".y" subparagraph/ Total Exports
C63	NLR for 0A501 .y subparagraph Firearms	\$1,132,558	0.002%	NLR for 0A501 .y subparagraph firearms/ Total Exports
Total of NLR		\$10,782,565,031	16.5%	Total NLR with an ECCN/ Total Exports
Exports not reporting an ECCN		\$52,370,820,396	80.4%	

Source: U.S. Census Bureau, Foreign Trade Division and Automated Export System