



Summary

In 2021, U.S. exports to Taiwan were \$36.9 billion, a 22.3% (\$6.7 billion) increase from 2020; U.S. imports from Taiwan were \$77.1 billion, a 27.7%, (\$16.7 billion) increase; and the trade deficit with Taiwan was \$40.2 billion, a 33.1%, (\$10.0 billion) increase.

In 2021, **2.1%** of total U.S. exports were shipped to Taiwan and **2.7%** of the total U.S. imports were imported from Taiwan.

In 2021, Machinery & Mechanical Appliances are the most traded commodity sectors in U.S. – Taiwan Trade. The U.S. exported \$14.3 billion to Taiwan, 38.6% of the total U.S. exports to Taiwan and 3.6% of the global U.S. exports of those commodities. In 2021, the U.S. imported \$46.9 billion from Taiwan, 60.8% of the total U.S. imports from Taiwan and 5.7% of the global U.S. imports of those commodities.

In 2021, the U.S. exported \$2.5 billion worth of Optical, Measuring, Medical, Other Instruments to Taiwan, representing 2.6% of the global U.S. exports of those commodities. Additionally, the U.S. exported \$3.8 billion worth of Agriculture Products to Taiwan, representing 2.1% of the global U.S. exports of those commodities.

In 2021, the U.S. imported \$7.6 billion worth of Base Metals, Iron, Steel, and Tools from Taiwan, representing 4.7% of the global U.S. imports of those commodities. Additionally, the U.S. imported of \$239.4 million worth of Arms and Ammunition from Taiwan, representing 4.4% of the global U.S. imports of those commodities.

In 2021, the U.S. exports to Taiwan shipped under a BIS license exception authorization totaled \$460.0 million, an increase by 18.8% (\$72.8 million) from \$387.2 million in 2020. The usage of Encryption Commodities & Software totaled \$292.3 million in 2021, an increase by 32.0% (\$70.9 million) from \$221.5 million in 2020.

In 2021, BIS processed 1,492 export/re-export license applications (not including deemed export applications) valued at \$716.6 billion for tangible items, software, and technology for Taiwan, 3.7% of all license applications. BIS approved 1,345, 90.1% of the total application valued at \$8.8 billion. RWA totaled 145 applications valued at \$707.9 billion. There were 2 denials valued at \$3.3 million.

In 2021, BIS reviewed five license applications from Taiwan nationals for deemed exports, 0.5% of all deemed exports applications. BIS approved four applications, 80.0% of the total. There was one RWA and no denial.

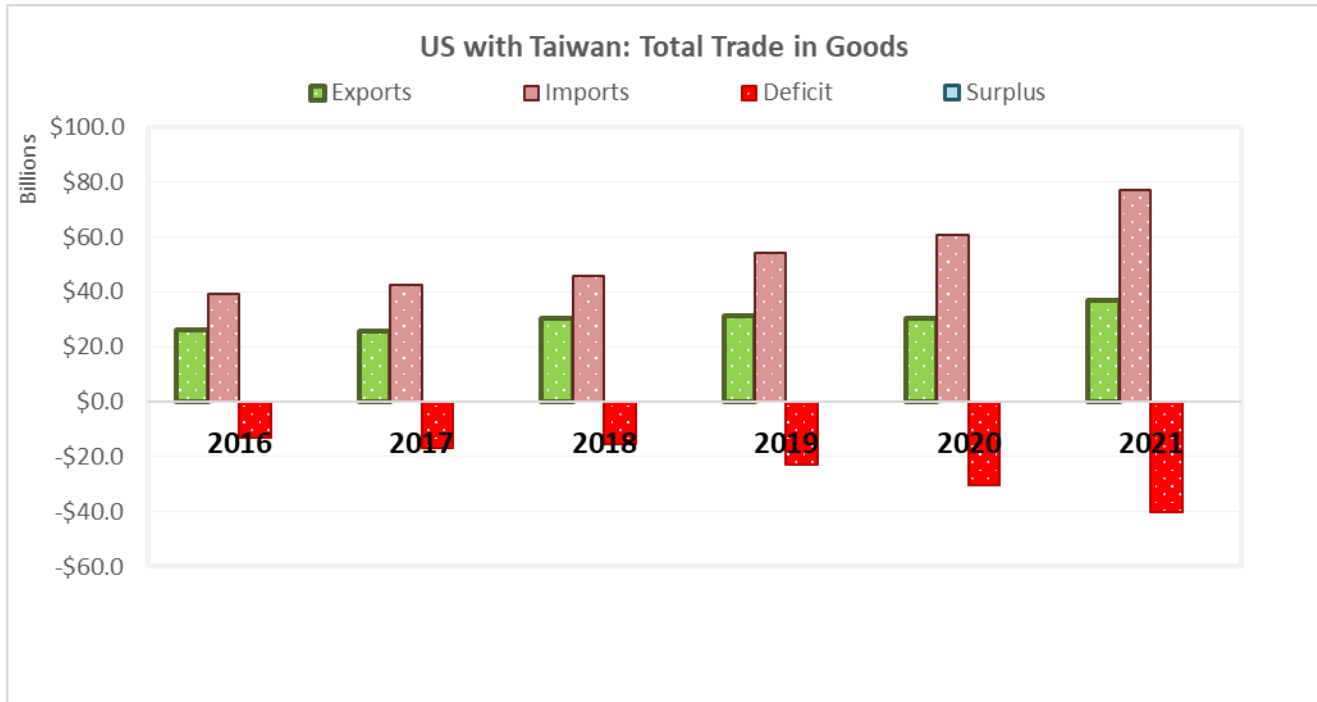
In 2021, the top approved ECCNs, including ECCNs for deemed exports, were 9A610 Military Aircraft and Related Commodities with 296 approvals, 2B350 Chemical Manufacturing Facilities and Equipment with 215 approvals, and 3A001 Electronic Items with 76 approvals.

In 2021, the average processing time for Taiwan was 27 calendar days.



I. Total U.S. Trade in Goods with Taiwan

In 2021, the U.S. exports to Taiwan were \$36.9 billion, a 22.3% (\$6.7 billion) increase from 2020; the U.S. imports from Taiwan were \$77.1 billion, a 27.7%, (\$16.7 billion) increase; and the trade deficit with Taiwan was \$40.2 billion, a 33.1%, (\$10.0 billion) increase.



In 2021, the level of U.S. exports to Taiwan and U.S. imports from Taiwan exceeded the prior five-year average level by value not adjusted for inflation. The U.S. trade deficit with Taiwan is higher than the prior five-year average level by value not adjusted for inflation.

	2016	2017	2018	2019	2020	2021	2016-2020 Average
EXPORTS	\$26,033.9	\$25,735.8	\$30,478.4	\$31,204.9	\$30,219.1	\$36,944.1	\$28,734.4
Δvalue	--	-\$298.1	\$4,742.6	\$726.5	-\$985.8	\$6,725.0	
Δpct	--	-1.1%	18.4%	2.4%	-3.2%	22.3%	
IMPORTS	\$39,198.8	\$42,417.5	\$45,709.0	\$54,228.9	\$60,427.8	\$77,137.6	\$48,396.4
Δvalue	--	\$3,218.7	\$3,291.5	\$8,519.9	\$6,198.8	\$16,709.8	
Δpct	--	8.2%	7.8%	18.6%	11.4%	27.7%	
BALANCE	(\$13,164.9)	(\$16,681.7)	(\$15,230.6)	(\$23,024.0)	(\$30,208.7)	(\$40,193.4)	(\$19,662.0)
Δvalue	--	(\$3,516.7)	\$1,451.1	(\$7,793.5)	(\$7,184.6)	(\$9,984.8)	
Δpct	--	26.7%	-8.7%	51.2%	31.2%	33.1%	

Values in Millions of U.S. Dollars. Source: U.S. Census Bureau USA Trade Portal February 15, 2022



In 2021, of the \$ 36.9 billion in U.S. exports to Taiwan, the top commodity sectors were Machinery & Mechanical Appliances (38.6%), Oils, Minerals, Lime, and Cement (13.2%), and Chemicals, Plastics, Rubber, and Leather goods (13.1%).

In 2021, of the \$ 77.1 billion in U.S. imports to Taiwan the top commodity sectors were Machinery & Mechanical Appliances (60.8%), Chemicals, Plastics, Rubber, and Leather goods (7.6%), and Miscellaneous Manufactured Items (6.0%).

Imports from Taiwan by Sector	Taiwan Commodity Trade 2021	US exports to Taiwan by Sector
\$77,137,557,437	Total Value All Commodities	\$36,944,135,476
1.1%	Agriculture (Chapters 01-24)	10.2%
0.4%	Oils, Minerals, Lime, Cement (Chapters 25-27)	13.2%
7.6%	Chemicals, Plastics, Rubber, Leather (Chapters 28-43)	13.1%
0.4%	Wood, Cork, Paper, Printed Books (Chapters 44-49)	1.4%
1.3%	Textiles, Footwear, Headgear (Chapters 50-67)	0.4%
1.1%	Stone, Glass, Metals, Pearls (Chapters 68-71)	2.2%
9.8%	Base Metals, Iron, Steel, Tools (Chapters 72-83)	3.4%
60.8%	Machinery & Mechanical Appliances (Chapters 84-85)	38.6%
5.2%	Transportation Equipment (Chapters 86-89)	8.4%
3.3%	Optical, Measuring, Medical, Other Instruments (Chapters 90-92)	6.7%
0.3%	Arms & Ammunition (Chapter 93)	0.2%
6.0%	Miscellaneous Manufactured Items (Chapters 94-96)	0.2%
0.0%	Art, Collectors' Pieces, Antiques (Chapter 97)	0.1%
2.8%	Special Items (Chapters 98)	1.9%

Source: U.S. Census Bureau USA Trade Portal February 15, 2022

In 2021, 2.1% of total U.S. exports were shipped to Taiwan and 2.7% of the total U.S. imports were imported from Taiwan.

The Most Traded Commodity Sectors

In 2021, Machinery & Mechanical Appliances are the most traded commodity sectors in U.S. – Taiwan Trade. The U.S. exported \$14.3 billion to Taiwan, 38.6% of the total U.S. exports to Taiwan and 3.6% of the global U.S. exports of those commodities. In 2021, the U.S. imported \$46.9 billion from Taiwan, 60.8% of the total U.S. imports from Taiwan and 5.7% of the global U.S. imports of those commodities.

Exports

the U.S. exported \$2.5 billion worth of Optical, Measuring, Medical, Other Instruments to Taiwan, representing 2.6% of the global U.S. exports of those commodities; the U.S. exported \$3.8 billion worth of Agricultural Goods to Taiwan, representing 2.1% of the global U.S. exports of those commodities.

Imports

The U.S. imported \$7.6 billion worth of Base Metals, Iron, Steel, Tools from Taiwan, representing 4.7% of the global U.S. imports of those commodities; and the U.S. imported \$239.4 million worth of Arms & Ammunition from Taiwan, representing 4.4% of the global U.S. imports of those commodities.



U.S. Exports to Taiwan subject to U.S. Government Export Control

II. Exports to Taiwan subject to US Government Export Control

In 2021, 2.1% of the total U.S. exports of \$1.4 trillion to the World were shipped to Taiwan and 2.7% of the total U.S. Imports of \$2.3 trillion were imported from Taiwan.

In 2021, of \$36.9 billion in U.S. exports to Taiwan:

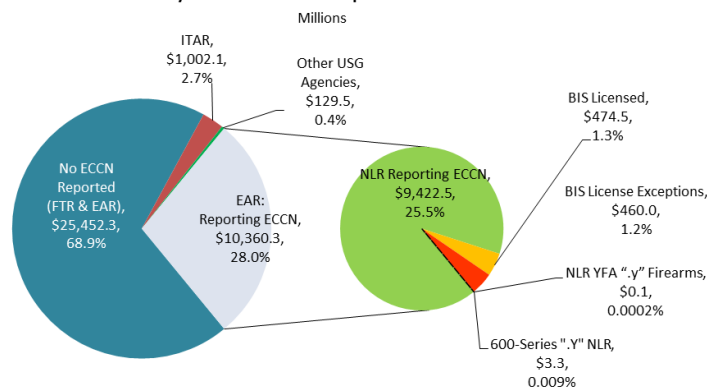
- 2.5% were subject to a BIS license requirement:
 - 1.3% were exported under a BIS license; Worldwide, 0.4% were exported under a BIS license.
 - 1.2% were exported under a BIS license exception; Worldwide, 0.8% were exported under a BIS license exception.
- 25.5% were exported under NLR reporting an ECCN; Worldwide, 10.0% were exported under NLR reporting an ECCN.
 - 0.01% were exported under NLR for 600-series .y subparagraph items; Worldwide, 0.02% were exported under NLR for 600-series .y subparagraph items.
 - 0.0002% were exported under NLR for 0A501 .y subparagraph Firearms items; Worldwide, 0.001% were exported under NLR for 0A501 .y subparagraph Firearms items.

Taiwan				
	2019	2020	2021	
Department of State	\$630.6	\$900.3	\$1,002.1	
Other USG Agencies	\$117.6	\$94.2	\$129.5	
Department of Commerce	\$30,456.7	\$29,224.6	\$35,812.6	
BIS Licensed	\$399.4	\$413.7	\$474.5	
BIS License Exceptions	\$375.0	\$387.2	\$460.0	
NLR reporting an ECCN	\$7,409.0	\$7,094.3	\$9,422.5	
NLR not reporting an ECCN	\$22,270.6	\$21,325.8	\$25,452.3	
NLR 600-Series ".y" subparagraph	\$2.6	\$3.5	\$3.3	
NLR YFA ".y" subparagraph Firearms	\$0.0	\$0.1	\$0.1	

Values in Millions of U.S. Dollars. Source: Automated Export System February 15, 2022

Reasons for Control	Chemical and Biological Weapons			Nuclear Nonproliferation		National Security		Missile Tech	Regional Stability		Firearms Convention	Crime Control			Anti-Terrorism	
	CB:1	CB:2	CB:3	NP:1	NP:2	NS:1	NS:2	MT:1	RS:1	RS:2	FC:1	CC:1	CC:2	CC:3	AT:1	AT:2
Taiwan	X	X	X	X		X	X	X	X	X		X		X		

Primary Jurisdiction of U.S. Exports to Taiwan in 2021

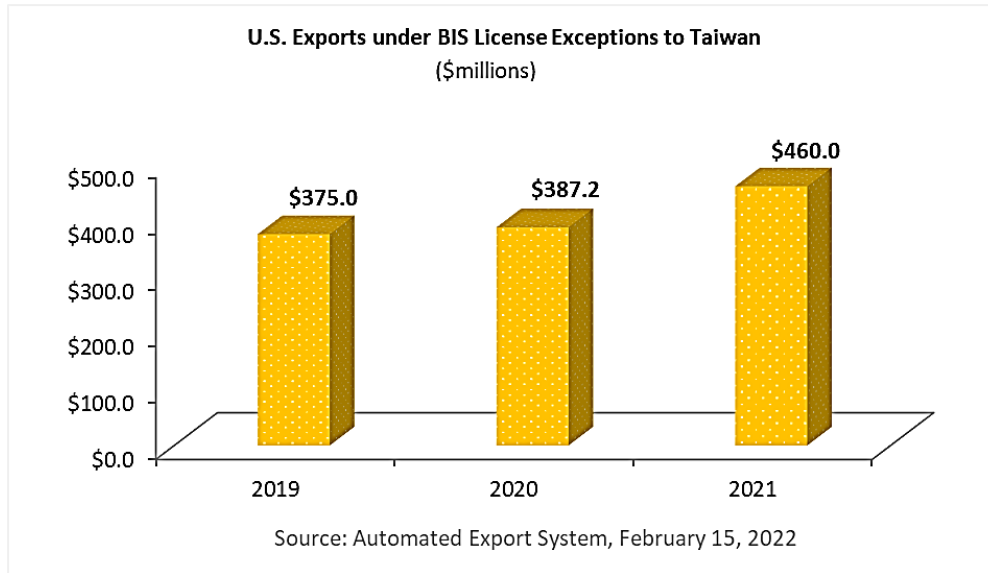


Values in Millions of U.S. Dollars. Source: Automated Export System February 15, 2022

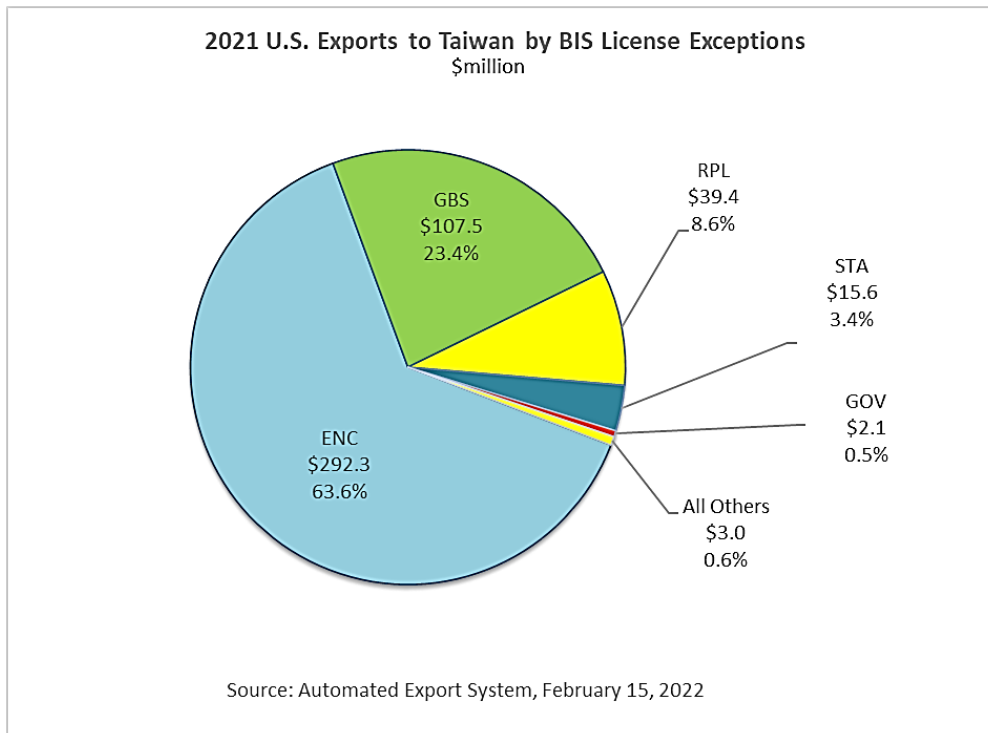


U.S. Exports to Taiwan subject to U.S. Government Export Control

In 2021, U.S. exports to Taiwan shipped under a BIS license exception authorization totaled \$460.0 million, an increase by 18.8% (\$72.8 million) from \$387.2 million in 2020.



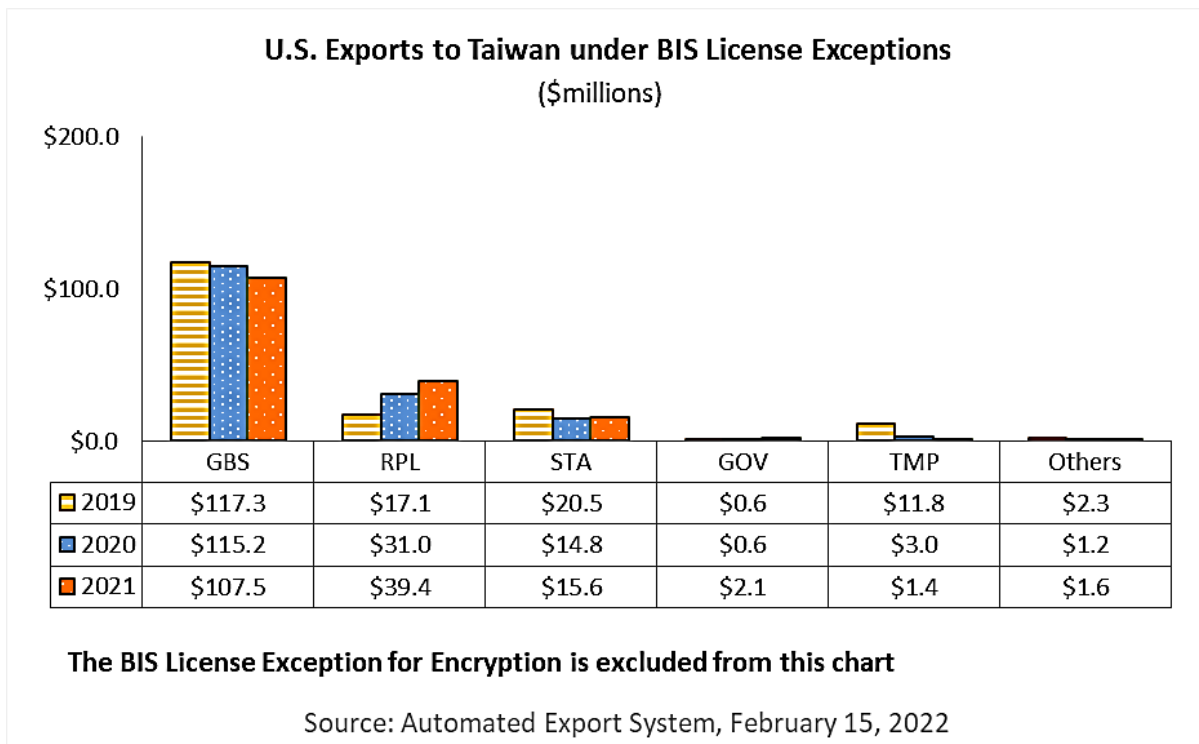
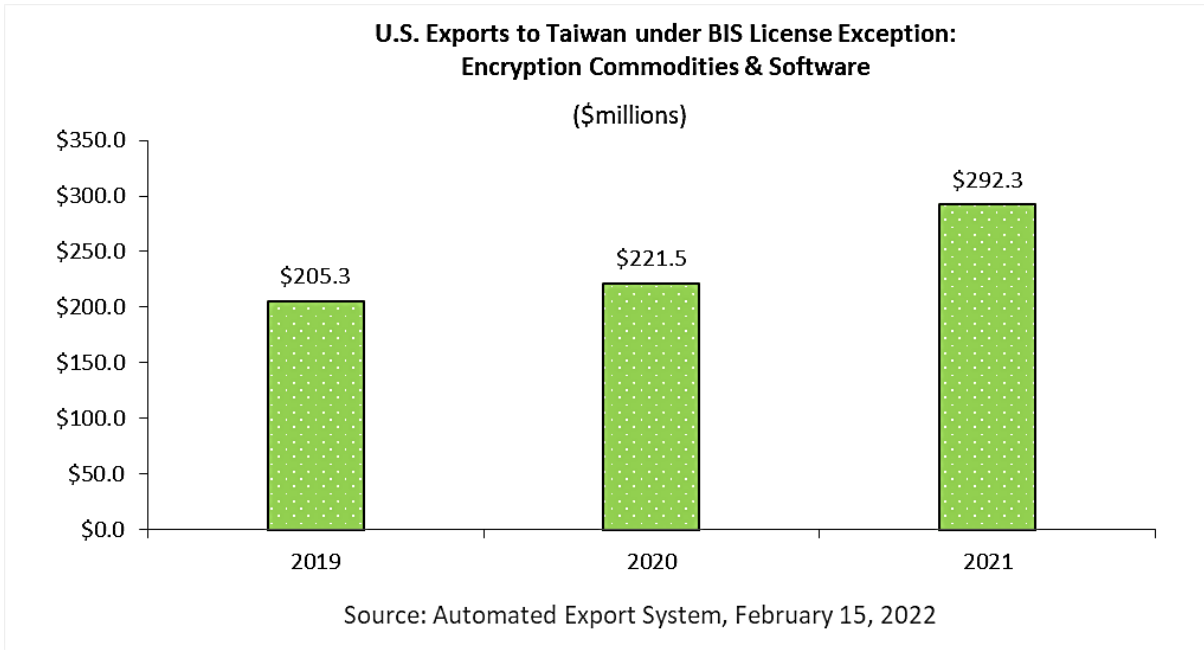
In 2021, the top license exception Encryption Commodities & Software (ENC) totaled \$292.3 million (63.6% of all license exceptions), followed by Country Group B Shipments (GBS) at \$107.5 million (23.4%), and Servicing & Replacement of Parts & Equipment (RPL) at \$39.4 million (8.6%).





U.S. Exports to Taiwan subject to U.S. Government Export Control

In 2021, U.S. exports to Taiwan shipped under a BIS license exception: Encryption Commodities & Software totaled \$292.3 million in 2021, an increase by 32.0% (\$70.9 million) from \$221.5 million in 2020.





U.S. Exports to Taiwan by Top Ten Export Control Classification Numbers (ECCN)

Top Ten ECCNs by Value to Taiwan (\$millions)		
LICENSED	#1	3B001 Equipment for the manufacturing of semiconductor devices or materials,
	#2	9A610 Military Aircraft and Related Commodities, Other Than Those Enumerated
	#3	9A619 Military gas turbine engines and related commodities (see List of Item
	#4	2B350 Chemical manufacturing facilities and equipment, except valves control
	#5	3A233 Mass spectrometers, capable of measuring ions of 230 atomic mass units
	#6	2B230 All types of "pressure transducers" capable of measuring absolute pres
	#7	3A001 Electronic items as follows (see List of Items Controlled).
	#8	3C004 Hydrides of phosphorus, arsenic or antimony, having a purity better th
	#9	7A003 'Inertial Measurement Equipment or Systems', Having any of the Followi
	#10	3A611 Military electronics, as follows (see List of Items Controlled).

Note: ECCN descriptions have been truncated: please review Commerce Control List for full description

Top Ten ECCNs by Value to Taiwan (\$millions)		
EXCEPTIONS	#1	5A002 "Information security" systems, equipment and "components," as follows
	#2	3A001 Electronic items as follows (see List of Items Controlled).
	#3	9A991 "Aircraft," n.e.s., and gas turbine engines not controlled by 9A001 or
	#4	9A610 Military Aircraft and Related Commodities, Other Than Those Enumerated
	#5	1C006 Fluids and lubricating materials, as follows (see List of Items Contro
	#6	3C004 Hydrides of phosphorus, arsenic or antimony, having a purity better th
	#7	3A611 Military electronics, as follows (see List of Items Controlled).
	#8	3C001 Hetero-epitaxial materials consisting of a "substrate" having stacked
	#9	3A002 General purpose "electronic assemblies," modules and equipment, as fol
	#10	9A619 Military gas turbine engines and related commodities (see List of Item

Note: ECCN descriptions have been truncated: please review Commerce Control List for full description

Top Ten ECCNs by Value to Taiwan (\$millions)		
NLR with ECCN	#1	3B991 Equipment not controlled by 3B001 for the manufacture of electronic "p
	#2	3B992 Equipment not controlled by 3B002 for the inspection or testing of ele
	#3	9A991 "Aircraft," n.e.s., and gas turbine engines not controlled by 9A001 or
	#4	5A991 Telecommunication equipment, not controlled by 5A001 (see List of Item
	#5	3A991 Electronic devices, and "components" not controlled by 3A001.
	#6	5A992 Equipment not controlled by 5A002 (see List of Items Controlled).
	#7	3A001 Electronic items as follows (see List of Items Controlled).
	#8	4A994 Computers, "electronic assemblies" and related equipment not controll
	#9	2B999 Specific Processing Equipment, n.e.s., as Follows (See List of Items C
	#10	3A999 Specific Processing Equipment, n.e.s., as Follows (See List of Items C

Note: ECCN descriptions have been truncated: please review Commerce Control List for full description



U.S. Exports to Taiwan by Top Ten Export Control Classification Numbers (ECCN)

Top Ten ECCNs to Taiwan by Shipment Count		
LICENSED	#1	2B230 All types of "pressure transducers" capable of measuring absolute pres
	#2	9A610 Military Aircraft and Related Commodities, Other Than Those Enumerated
	#3	2B350 Chemical manufacturing facilities and equipment, except valves control
	#4	9A619 Military gas turbine engines and related commodities (see List of Item
	#5	3B001 Equipment for the manufacturing of semiconductor devices or materials,
	#6	3A001 Electronic items as follows (see List of Items Controlled).
	#7	5A002 "Information security" systems, equipment and "components," as follows
	#8	0A504 Optical sighting devices for firearms (including shotguns controlled b
	#9	3A611 Military electronics, as follows (see List of Items Controlled).
	#10	0A614 Military training "equipment," as follows (see List of Items Controlle

Note: ECCN descriptions have been truncated: please review Commerce Control List for full description

Top Ten ECCNs to Taiwan by Shipment Count		
EXCEPTIONS	#1	5A002 "Information security" systems, equipment and "components," as follows
	#2	3A001 Electronic items as follows (see List of Items Controlled).
	#3	9A610 Military Aircraft and Related Commodities, Other Than Those Enumerated
	#4	EAR99 Items subject to the EAR that are not elsewhere specified in this CCL
	#5	9A619 Military gas turbine engines and related commodities (see List of Item
	#6	1C006 Fluids and lubricating materials, as follows (see List of Items Contro
	#7	3A611 Military electronics, as follows (see List of Items Controlled).
	#8	3B001 Equipment for the manufacturing of semiconductor devices or materials,
	#9	9A991 "Aircraft," n.e.s., and gas turbine engines not controlled by 9A001 or
	#10	1A004 Protective and Detection Equipment and "Components," Not "Specially De

Note: ECCN descriptions have been truncated: please review Commerce Control List for full description

Top Ten ECCNs to Taiwan by Shipment Count		
NLR with ECCN	#1	3B991 Equipment not controlled by 3B001 for the manufacture of electronic "p
	#2	5A991 Telecommunication equipment, not controlled by 5A001 (see List of Item
	#3	5A992 Equipment not controlled by 5A002 (see List of Items Controlled).
	#4	9A991 "Aircraft," n.e.s., and gas turbine engines not controlled by 9A001 or
	#5	3B992 Equipment not controlled by 3B002 for the inspection or testing of ele
	#6	3A991 Electronic devices, and "components" not controlled by 3A001.
	#7	2B999 Specific Processing Equipment, n.e.s., as Follows (See List of Items C
	#8	4A994 Computers, "electronic assemblies" and related equipment not controlle
	#9	3A992 General purpose electronic equipment not controlled by 3A002.
	#10	3A999 Specific Processing Equipment, n.e.s., as Follows (See List of Items C

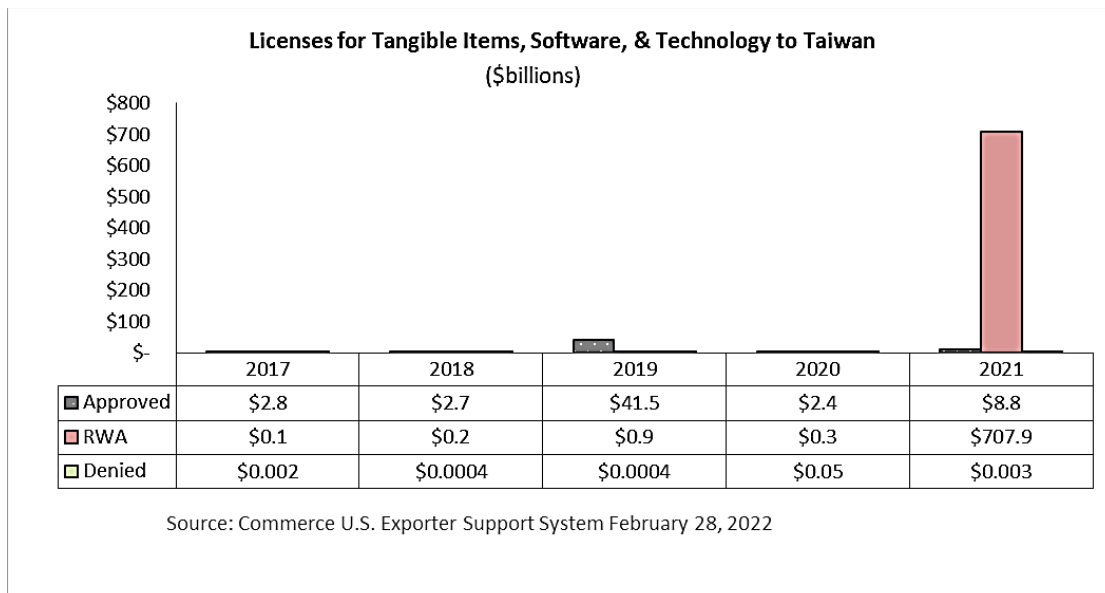
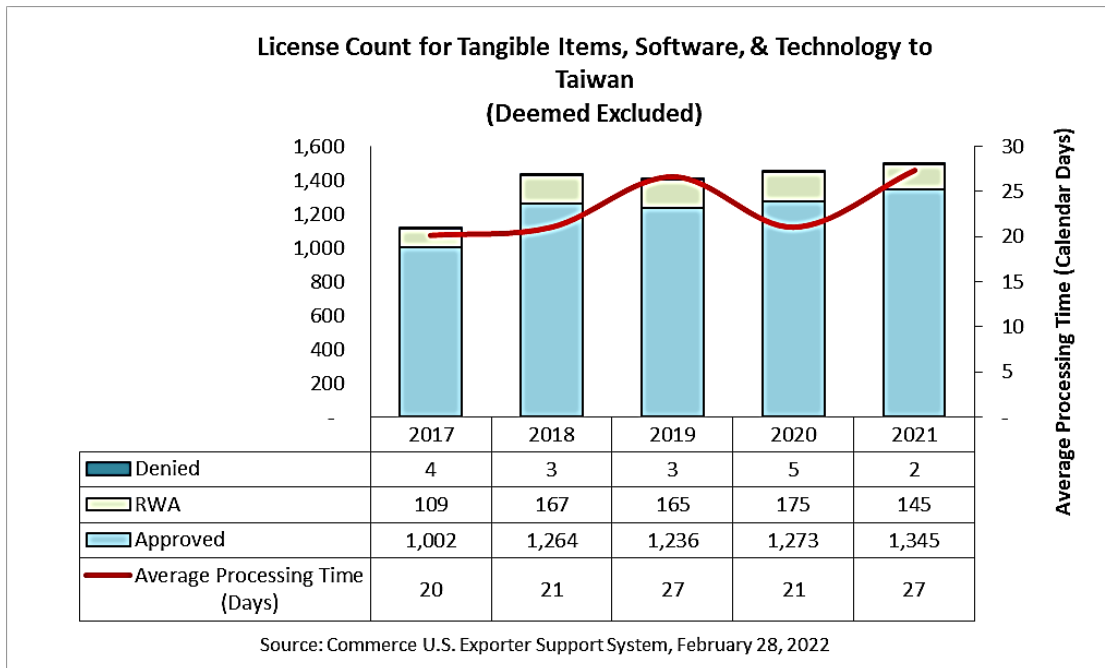
Note: ECCN descriptions have been truncated: please review Commerce Control List for full description



III. BIS Licensing to Taiwan

In 2021, BIS reviewed 1,492 export/re-export applications (not including deemed export applications) valued at \$716.6 billion for Taiwan, out of a total of 39,901 applications worldwide for tangible items, software and technology valued at \$1.4 trillion.

– Approved applications for Taiwan totaled 1,345 (90.1% of the total applications) valued at \$8.8 billion, compared to 34,369 (86.1%) approved for all destinations valued at \$322.8 billion.





In 2021, BIS reviewed five deemed export applications from Taiwanese nationals, out of 942 applications worldwide for deemed exports. Four applications (80.0%) were approved, compared to the 821 (87.2%) approved applications for all destinations. There was one RWA application and no denials.

In the last five years, there were no denials for Deemed Export applications from Taiwanese nationals.

Deemed Export Licenses for Nationals of Taiwan						
2017 - 2021						
Year	Approved	RWA	Denied	Taiwan Total	World Total	Taiwan Total/ World Total
2017	2	0	0	2	1,510	0.1%
2018	7	0	0	7	967	0.7%
2019	1	0	0	1	1,302	0.1%
2020	7	0	0	7	1,212	0.6%
2021	4	1	0	5	942	0.5%

Source: Commerce U.S. Exporter Support System, February 28, 2022

The top approved ECCNs (including deemed exports) to Taiwan by count include: 9A610 Military Aircraft and Related Commodities with 296 approvals, 2B350 Chemical Manufacturing Facilities and Equipment with 215 approvals, and 3A001 Electronic items with 76 approvals.

Top Ten Approved (with deemed) ECCNs to Taiwan by Count		2017	2018	2019	2020	2021	% of World Total 2021
APPROVED	#1 9A610 Military Aircraft and Related Commodities, Other Than Those Enumerated	189	276	281	277	296	5.6%
	#2 2B350 Chemical manufacturing facilities and equipment, except valves control	193	230	208	201	215	9.7%
	#3 3A001 Electronic items as follows (see List of Items Controlled).	37	55	58	96	76	6.1%
	#4 3A233 Mass spectrometers, capable of measuring ions of 230 atomic mass unit	59	59	45	55	58	15.0%
	#5 9A619 Military gas turbine engines and related commodities (see List of Item	52	79	78	64	55	5.3%
	#6 2B230 All types of "pressure transducers" capable of measuring absolute pres	68	113	97	58	54	17.8%
	#7 3A611 Military electronics, as follows (see List of Items Controlled).	34	59	53	47	53	2.5%
	#8 6A003 Cameras, Systems or Equipment, and "Components" Therefor, as Follows	38	25	47	54	50	4.2%
	#9 9E610 Technology "required" for the "development," "production," operation,	32	53	44	46	41	3.2%
	#10 0A504 Optical sighting devices for firearms (including shotguns controlled b	-	-	-	26	40	2.9%

Source: Commerce U.S. Exporter Support System, February 28, 2022

Note: ECCN Descriptions have been truncated; please review Commerce Control List for Full Description

In 2021, there were two denied license applications with 3 ECCNs for Taiwan.

Denied (with deemed) ECCNs to Taiwan by Count		2021	% of World Total 2021
Denied	#1 1B101 Equipment, other than that controlled by 1B001, for the "production" o	1	100.0%
	#2 9E604 "Technology" "required" for the "development," "production," operation	1	20.0%
	#3 9B604 Test, inspection, and production "equipment" and related commodities "	1	50.0%

Source: Commerce U.S. Exporter Support System, February 28, 2022

Note: ECCN Descriptions have been truncated; please review Commerce Control List for Full Description



Summary of U.S. Exports to Taiwan

Summary of U.S. Exports to Taiwan Calendar Year 2021				
	CY2021	CY2020	% of Total Exports	Percentage Change from previous year
Total Exports	\$36,944,135,476	\$30,219,093,154		22.3%
Total Subject to ITAR	\$1,002,056,770	\$900,332,554	2.7%	11.3%
Subject to Other Gov. Agencies	\$129,480,601	\$94,206,812	0.4%	37.4%
Detailed Summary of EAR-Controlled Exports				
AES License Type	Description	Value	Percentage of Total	Percentage Description
C30	Licenses	\$474,448,319	100.0%	
VDC	Voluntary Disclosure	\$3,091	0.0%	
Total of Licensed		\$474,451,410	1.3%	Total Licensed/Total Exports
C35	LVS	\$96,042	0.02%	
C36	GBS	\$107,527,530	23.4%	
C38	TSR	\$25	0.00001%	
C40	TMP	\$1,393,440	0.3%	
C41	RPL	\$39,399,704	8.6%	
C42	GOV	\$2,097,339	0.5%	
C43	GFT	\$337,093	0.1%	
C44	TSU	\$800,261	0.2%	
C45	BAG	\$2,600	0.001%	
C46	AVS	\$90,026	0.02%	
C50	ENC	\$292,348,261	63.6%	
C53	APP	\$56,249	0.01%	
C54	SS-WRC	\$211,789	0.05%	
C59	STA	\$15,611,279	3.4%	
Total of License Exceptions		\$459,971,638	1.2%	Total License Exceptions/Total Exports
			49.2%	Total License Exceptions/Total Subject to License Requirement
Total subject to license requirement (Licensed and License Exceptions)		\$934,423,048	2.5%	Total Subject to License Requirement/Total Exports
C33	NLR reporting an ECCN	\$9,422,540,421	25.5%	NLR reporting an ECCN/ Total Exports
C60	NLR for 600-Series ".y" subparagraph	\$3,282,486	0.01%	NLR for 600-Series ".y" subparagraph/ Total Exports
C63	NLR for 0A501 .y subparagraph Firearms	\$88,525	0.0002%	NLR for 0A501 .y subparagraph firearms/ Total Exports
Total of NLR		\$9,425,911,432	25.5%	Total NLR with an ECCN/ Total Exports
Exports not reporting an ECCN		\$25,452,263,625	68.9%	

Source: U.S. Census Bureau, Foreign Trade Division and Automated Export System