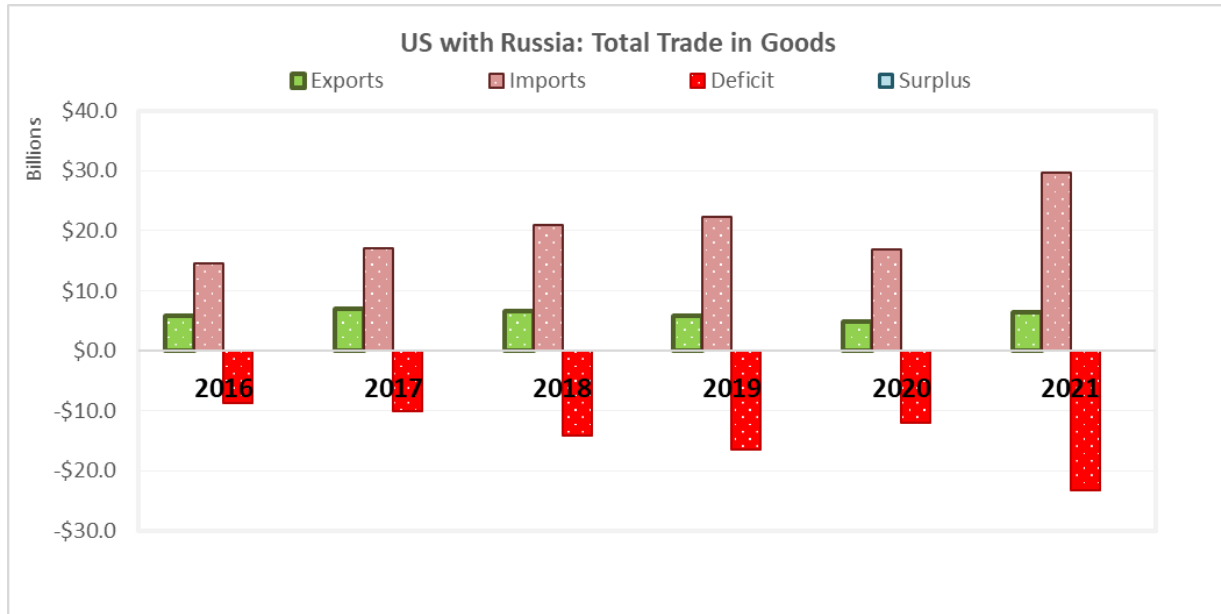




## I. Total U.S. Trade in goods with Russia

In 2021, U.S. exports to Russia totaled \$6.4 billion, a 30.7% (\$1.5 billion) increase from 2020; U.S. imports from Russia totaled \$29.7 billion, a 75.7% (\$12.8 billion) increase; and the trade deficit was \$23.3 billion, a 94.0% (\$11.3 billion) increase.



In 2021, the level of U.S. exports to Russia and U.S. imports from Russia exceeded the prior five-year average level by value not adjusted for inflation. The U.S. trade deficit with Russia is higher than the prior five-year average level by value not adjusted for inflation.

	2016	2017	2018	2019	2020	2021	2016-2020 Average
<b>EXPORTS</b>	\$5,831.1	\$7,002.9	\$6,658.1	\$5,784.6	\$4,886.9	\$6,388.3	\$6,032.7
Δvalue	--	\$1,171.8	-\$344.8	-\$873.5	-\$897.7	\$1,501.4	
Δpct	--	20.1%	-4.9%	-13.1%	-15.5%	30.7%	
<b>IMPORTS</b>	\$14,543.4	\$17,055.4	\$20,845.0	\$22,278.7	\$16,901.1	\$29,695.1	\$18,324.7
Δvalue	--	\$2,512.0	\$3,789.6	\$1,433.8	-\$5,377.7	\$12,794.0	
Δpct	--	17.3%	22.2%	6.9%	-24.1%	75.7%	
<b>BALANCE</b>	(\$8,712.3)	(\$10,052.5)	(\$14,186.9)	(\$16,494.2)	(\$12,014.2)	(\$23,306.8)	(\$12,292.0)
Δvalue	--	(\$1,340.2)	(\$4,134.4)	(\$2,307.3)	\$4,479.9	(\$11,292.6)	
Δpct	--	15.4%	41.1%	16.3%	-27.2%	94.0%	

Values in Millions of U.S. Dollars. Source: U.S. Census Bureau USA Trade Portal February 15, 2022



In 2021, of the \$6.4 billion in U.S. exports to Russia, the top commodity sectors were Transportation Equipment (33.9%); Machinery and Mechanical Appliances (25.6%); and Chemicals, Plastics, Rubber and Leather products (17.5%).

In 2021, of the \$29.7 billion in U.S. imports from Russia, the top commodity sectors were Oils and Minerals, Lime, and Cement (59.2%), Base Metals, Iron, Steel, Tools (13.4%), and Stone, Glass, Metals, Pearls (10.1%). In 2021, 7.9% of U.S. total imports of Oils and Minerals, Lime, and Cement were from Russia. Additionally, Russia accounted for 2.5% of US Imports from the World in both Base Metals, Iron, Steel, Tools and Stone, Glass, Metals, Pearls.

Imports from Russia by Sector	Russia Commodity Trade 2021	US exports to Russia by Sector
\$29,695,054,605	Total Value All Commodities	\$6,388,256,323
4.7%	Agriculture (Chapters 01-24)	3.58%
59.2%	Oils, Minerals, Lime, Cement (Chapters 25-27)	0.3%
8.0%	Chemicals, Plastics, Rubber, Leather (Chapters 28-43)	17.5%
1.6%	Wood, Cork, Paper, Printed Books (Chapters 44-49)	1.2%
0.0%	Textiles, Footwear, Headgear (Chapters 50-67)	0.9%
10.1%	Stone, Glass, Metals, Pearls (Chapters 68-71)	1.8%
13.4%	Base Metals, Iron, Steel, Tools (Chapters 72-83)	3.6%
1.2%	Machinery & Mechanical Appliances (Chapters 84-85)	25.6%
0.3%	Transportation Equipment (Chapters 86-89)	33.9%
0.2%	Optical, Measuring, Medical, Other Instruments (Chapters 90-92)	8.3%
0.6%	Arms & Ammunition (Chapter 93)	0.0%
0.1%	Miscellaneous Manufactured Items (Chapters 94-96)	1.8%
0.1%	Art, Collectors' Pieces, Antiques (Chapter 97)	0.5%
0.4%	Special Items (Chapters 98)	1.1%

Source: U.S. Census Bureau USA Trade Portal February 15, 2022

In 2021, **0.4%** of the total U.S. exports were shipped to Russia while **1.0%** of total U.S. Imports were delivered from Russia.



# U.S. Exports to Russia subject to U.S. Government Export Control

## II. U.S. Exports to Russia subject to U.S. Government Filing Requirements

In 2021, of the \$6.4 billion in U.S. exports to Russia:

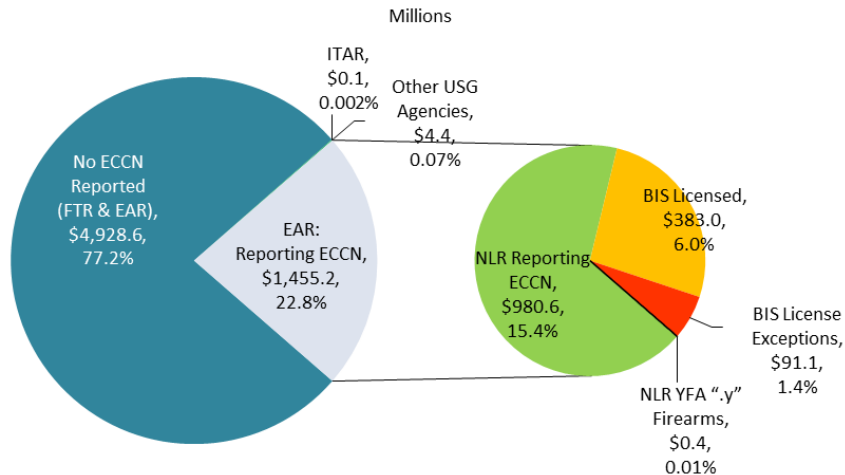
- 7.4% were subject to a BIS license requirement.
  - 6.0% were exported under a BIS license. Worldwide, 0.4% were exported under a BIS license.
  - 1.4% were exported under a BIS license exception. Worldwide, 0.8% were exported under a BIS license exception.
- 15.4% were exported under No License Required with an ECCN; Worldwide, 10.0% were exported under NLR with an ECCN reported.
  - Russia is not eligible for exporting 600-series .y subparagraph items under NLR. Worldwide, 0.02% were exported under NLR 600-series .y subparagraph items.
  - 0.01% were exported under NLR for 0A501 .y subparagraph Firearms items; Worldwide, 0.001% were exported under NLR for 0A501 .y subparagraph Firearms items.

		Russia		
		2019	2020	2021
	<b>Department of State</b>	<b>\$11.5</b>	<b>\$338.0</b>	<b>\$0.1</b>
	<b>Other USG Agencies</b>	<b>\$22.0</b>	<b>\$18.8</b>	<b>\$4.4</b>
<b>Department of Commerce</b>		<b>\$5,751.0</b>	<b>\$4,530.0</b>	<b>\$6,383.8</b>
	BIS Licensed	\$23.8	\$65.3	\$383.0
	BIS License Exceptions	\$67.6	\$77.8	\$91.1
	NLR reporting an ECCN	\$1,208.1	\$493.5	\$980.6
	NLR not reporting an ECCN	\$4,451.5	\$3,893.2	\$4,928.6
	NLR YFA ".y" subparagraph Firearms	\$0.0000	\$0.04	\$0.4

Values in Millions of U.S. Dollars. Source: Automated Export System February 15, 2022

Reasons for Control	Chemical and Biological Weapons			Nuclear Nonproliferation		National Security		Missile Tech	Regional Stability		Firearms Convention	Crime Control			Anti-Terrorism	
	CB:1	CB:2	CB:3	NP:1	NP:2	NS:1	NS:2	MT:1	RS:1	RS:2	FC:1	CC:1	CC:2	CC:3	AT:1	AT:2
Russia	X	X	X	X	X	X	X	X	X	X		X	X			

Primary Jurisdiction of U.S. Exports to Russia in 2021

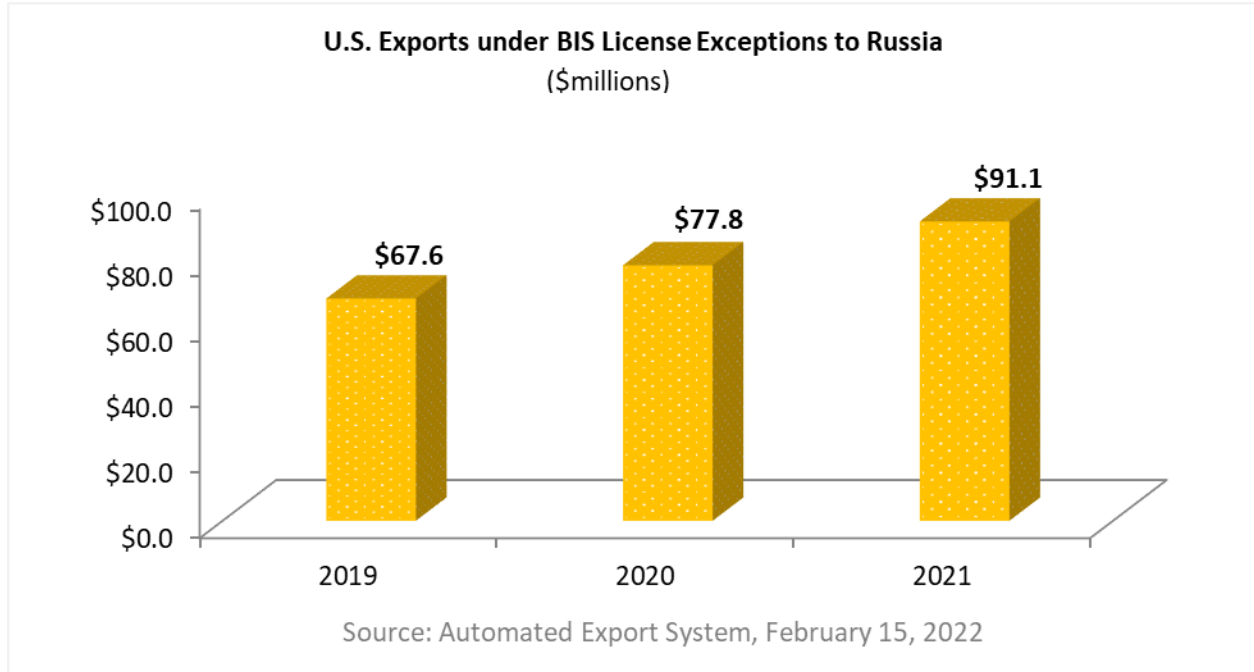


Values in Millions of U.S. Dollars. Source: Automated Export System February 15, 2022

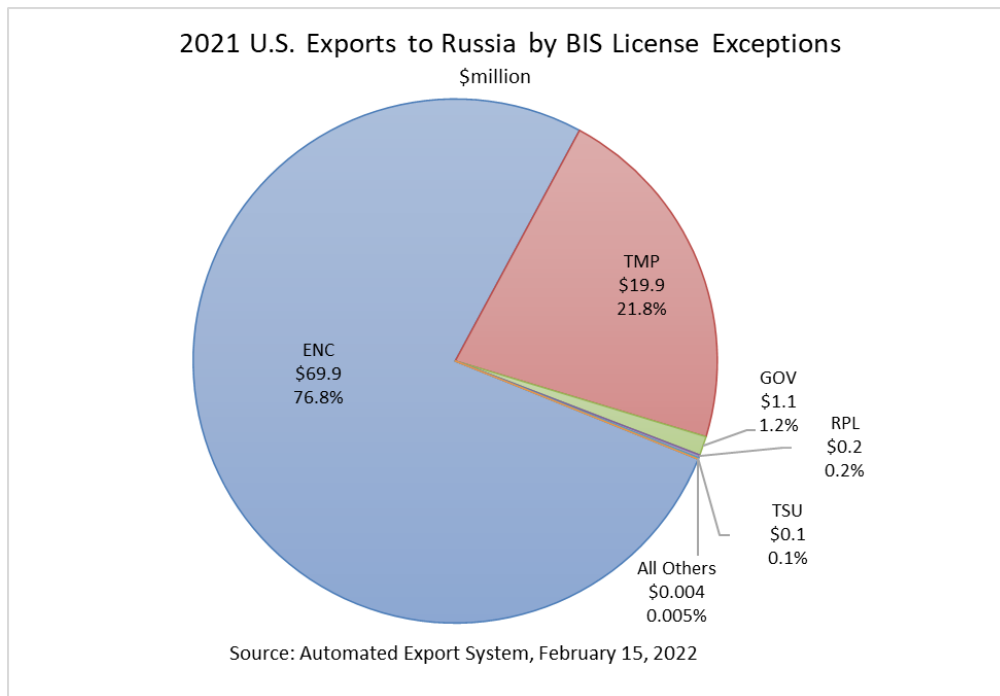


# U.S. Exports to Russia

In 2021, U.S. exports to Russia shipped under a BIS license exception totaled \$91.1 million, a 17.2% (\$13.3 million) increase from 2020.



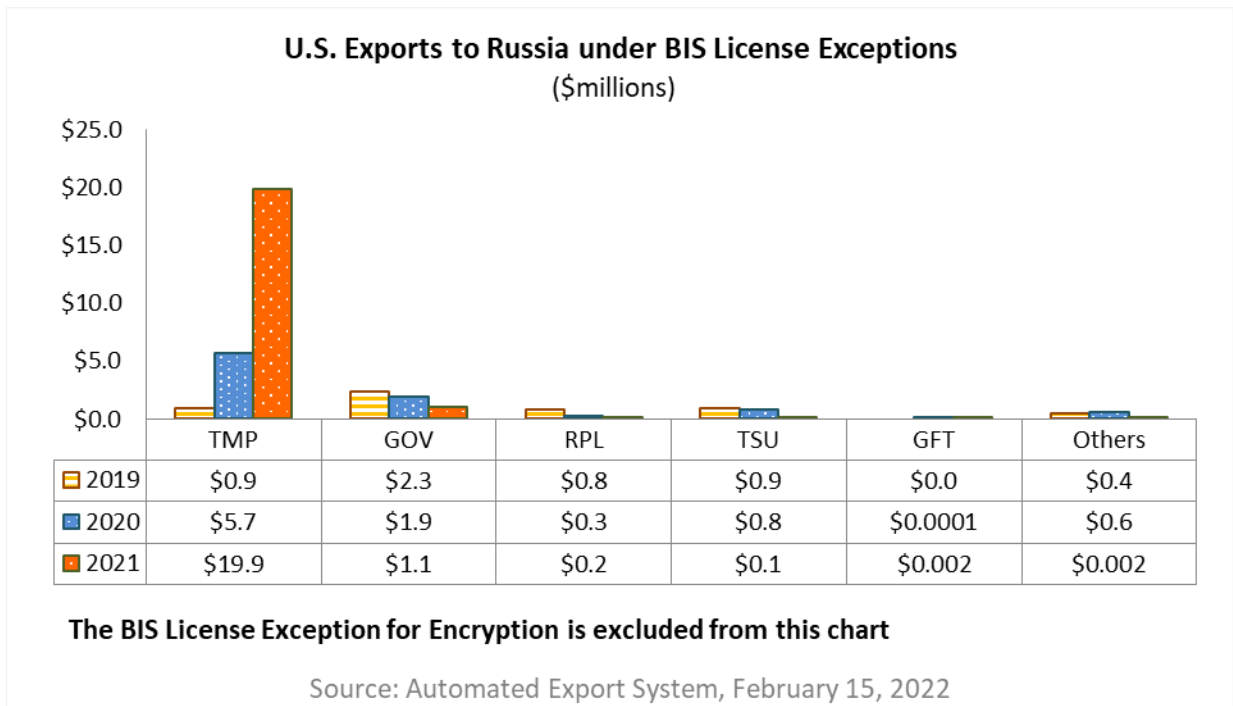
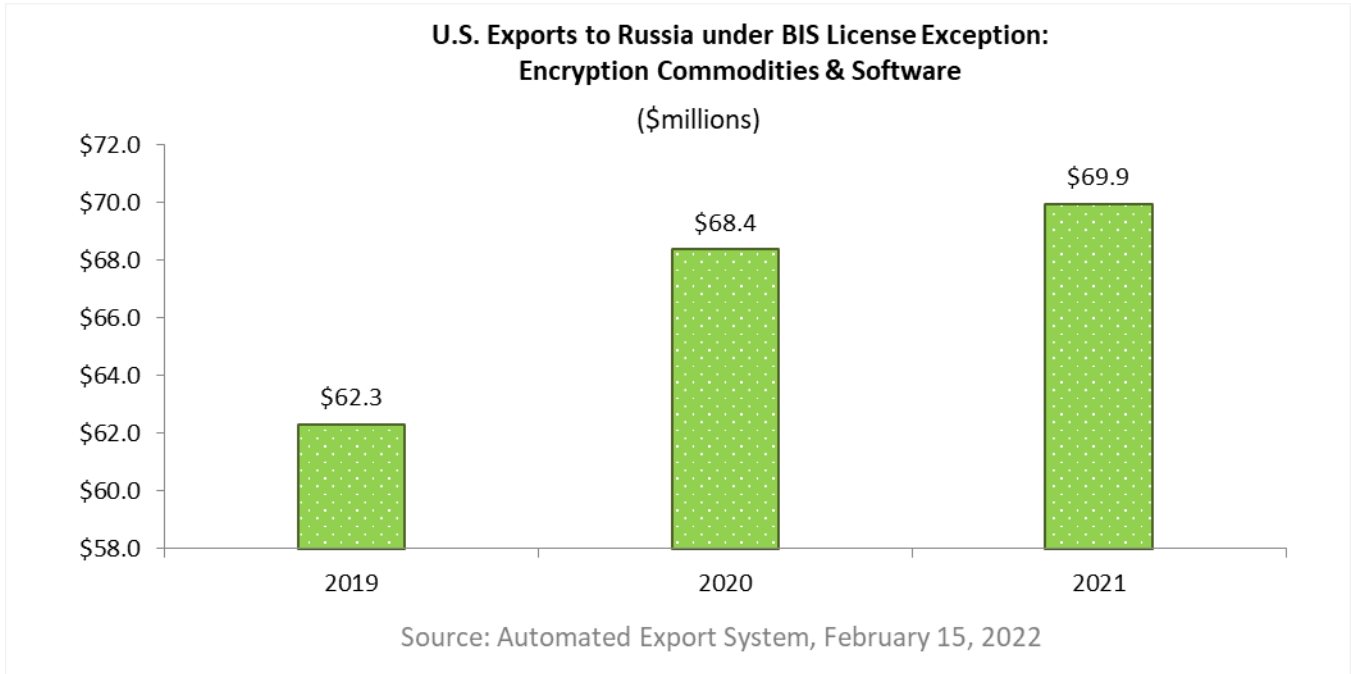
In 2021, the top license exception Encryption Commodities & Software (ENC) totaled \$69.9 million (76.8% of all license exceptions), followed by Temporary Imports, Exports, & Re-Exports (TMP) at \$ 19.9 million (21.8%), and Exports to U.S. Government/Personnel, Cooperating Governments; and International Space Station (GOV) at \$1.1 million (1.2%).





# U.S. Exports to Russia

In 2021, U.S. exports to Russia shipped under a BIS license exception: Encryption Commodities & Software totaled \$69.9 million, a 2.3% (\$1.6 million) increase from 2020.





Top Ten ECCNs by Value to Russia (\$millions)		
<b>LICENSED</b>	#1	9A515 "Spacecraft" and related commodities, as follows (see List of Items Co
	#2	9A991 "Aircraft," n.e.s., and gas turbine engines not controlled by 9A001 or
	#3	9A001 Aero gas turbine engines having any of the following (see List of Item
	#4	1C234 Zirconium with a hafnium content of less than 1 part hafnium to 500 pa
	#5	7A994 Other navigation direction finding equipment, airborne communication e
	#6	7A103 Instrumentation, navigation equipment and systems, other than those co
	#7	5A002 "Information security" systems, equipment and "components," as follows
	#8	3A001 Electronic items as follows (see List of Items Controlled).
	#9	5A991 Telecommunication equipment, not controlled by 5A001 (see List of Item
	#10	9A003 "Specially Designed" Assemblies or "Components," Incorporating Any of

Note: ECCN descriptions have been truncated: please review Commerce Control List for full description

Top Ten ECCNs by Value to Russia (\$millions)		
<b>EXCEPTIONS</b>	#1	5A002 "Information security" systems, equipment and "components," as follows
	#2	9A515 "Spacecraft" and related commodities, as follows (see List of Items Co
	#3	5D002 "Software" as follows (see List of Items Controlled).
	#4	5A992 Equipment not controlled by 5A002 (see List of Items Controlled).
	#5	EAR99 Items subject to the EAR that are not elsewhere specified in this CCL
	#6	7A103 Instrumentation, navigation equipment and systems, other than those co
	#7	9A604 Commodities related to launch vehicles, missiles, and rockets (see Lis
	#8	5A991 Telecommunication equipment, not controlled by 5A001 (see List of Item
	#9	3A002 General purpose "electronic assemblies," modules and equipment, as fol
	#10	5B002 "Information Security" test, inspection and "production" equipment, as

Note: ECCN descriptions have been truncated: please review Commerce Control List for full description

Top Ten ECCNs by Value to Russia (\$millions)		
<b>NLR with ECCN</b>	#1	9A991 "Aircraft," n.e.s., and gas turbine engines not controlled by 9A001 or
	#2	2B999 Specific Processing Equipment, n.e.s., as Follows (See List of Items C
	#3	9E991 "Technology", for the "development", "production" or "use" of equipmen
	#4	5A991 Telecommunication equipment, not controlled by 5A001 (see List of Item
	#5	5A992 Equipment not controlled by 5A002 (see List of Items Controlled).
	#6	7A994 Other navigation direction finding equipment, airborne communication e
	#7	9A990 Diesel engines, n.e.s., and tractors and "specially designed" "parts"
	#8	1A999 Specific Processing Equipment, n.e.s., as Follows (See List of Items C
	#9	3A992 General purpose electronic equipment not controlled by 3A002.
	#10	4A994 Computers, "electronic assemblies" and related equipment not controlle

Note: ECCN descriptions have been truncated: please review Commerce Control List for full description



Top Ten ECCNs to Russia by Shipment Count		
<b>LICENSED</b>	#1	9A991 "Aircraft," n.e.s., and gas turbine engines not controlled by 9A001 or
	#2	7A994 Other navigation direction finding equipment, airborne communication e
	#3	EAR99 Items subject to the EAR that are not elsewhere specified in this CCL
	#4	5A002 "Information security" systems, equipment and "components," as follows
	#5	2B350 Chemical manufacturing facilities and equipment, except valves control
	#6	9A515 "Spacecraft" and related commodities, as follows (see List of Items Co
	#7	7A103 Instrumentation, navigation equipment and systems, other than those co
	#8	1A007 Equipment and devices, "specially designed" to initiate charges and de
	#9	9A001 Aero gas turbine engines having any of the following (see List of Item
	#10	9A610 Military Aircraft and Related Commodities, Other Than Those Enumerated

Note: ECCN descriptions have been truncated: please review Commerce Control List for full description

Top Ten ECCNs to Russia by Shipment Count		
<b>EXCEPTIONS</b>	#1	5A002 "Information security" systems, equipment and "components," as follows
	#2	EAR99 Items subject to the EAR that are not elsewhere specified in this CCL
	#3	7A103 Instrumentation, navigation equipment and systems, other than those co
	#4	5A992 Equipment not controlled by 5A002 (see List of Items Controlled).
	#5	7E101 "Technology," according to the General Technology Note for the "use" o
	#6	5D002 "Software" as follows (see List of Items Controlled).
	#7	9A515 "Spacecraft" and related commodities, as follows (see List of Items Co
	#8	3A001 Electronic items as follows (see List of Items Controlled).
	#9	3E001 "Technology" according to the General Technology Note for the "develop
	#10	5A991 Telecommunication equipment, not controlled by 5A001 (see List of Item

Note: ECCN descriptions have been truncated: please review Commerce Control List for full description

Top Ten ECCNs to Russia by Shipment Count		
<b>NLR with ECCN</b>	#1	9A991 "Aircraft," n.e.s., and gas turbine engines not controlled by 9A001 or
	#2	5A992 Equipment not controlled by 5A002 (see List of Items Controlled).
	#3	3A991 Electronic devices, and "components" not controlled by 3A001.
	#4	5A991 Telecommunication equipment, not controlled by 5A001 (see List of Item
	#5	7A994 Other navigation direction finding equipment, airborne communication e
	#6	8A992 Vessels, marine systems or equipment, not controlled by 8A001 or 8A002
	#7	2B999 Specific Processing Equipment, n.e.s., as Follows (See List of Items C
	#8	4A994 Computers, "electronic assemblies" and related equipment not controlle
	#9	3A999 Specific Processing Equipment, n.e.s., as Follows (See List of Items C
	#10	3A992 General purpose electronic equipment not controlled by 3A002.

Note: ECCN descriptions have been truncated: please review Commerce Control List for full description

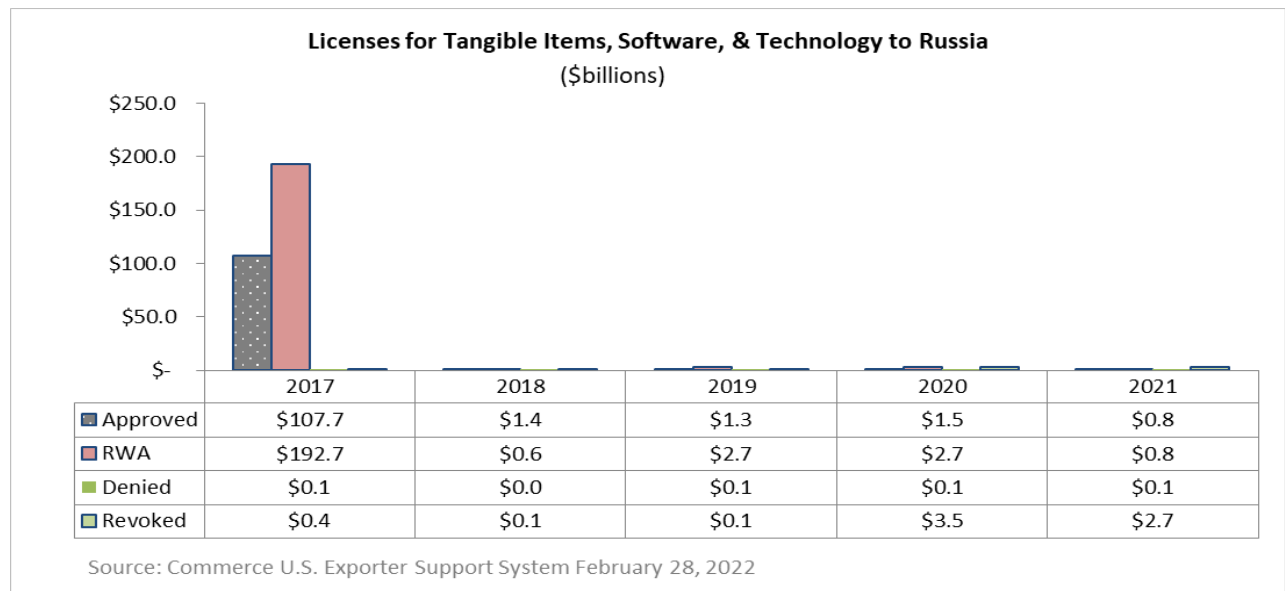
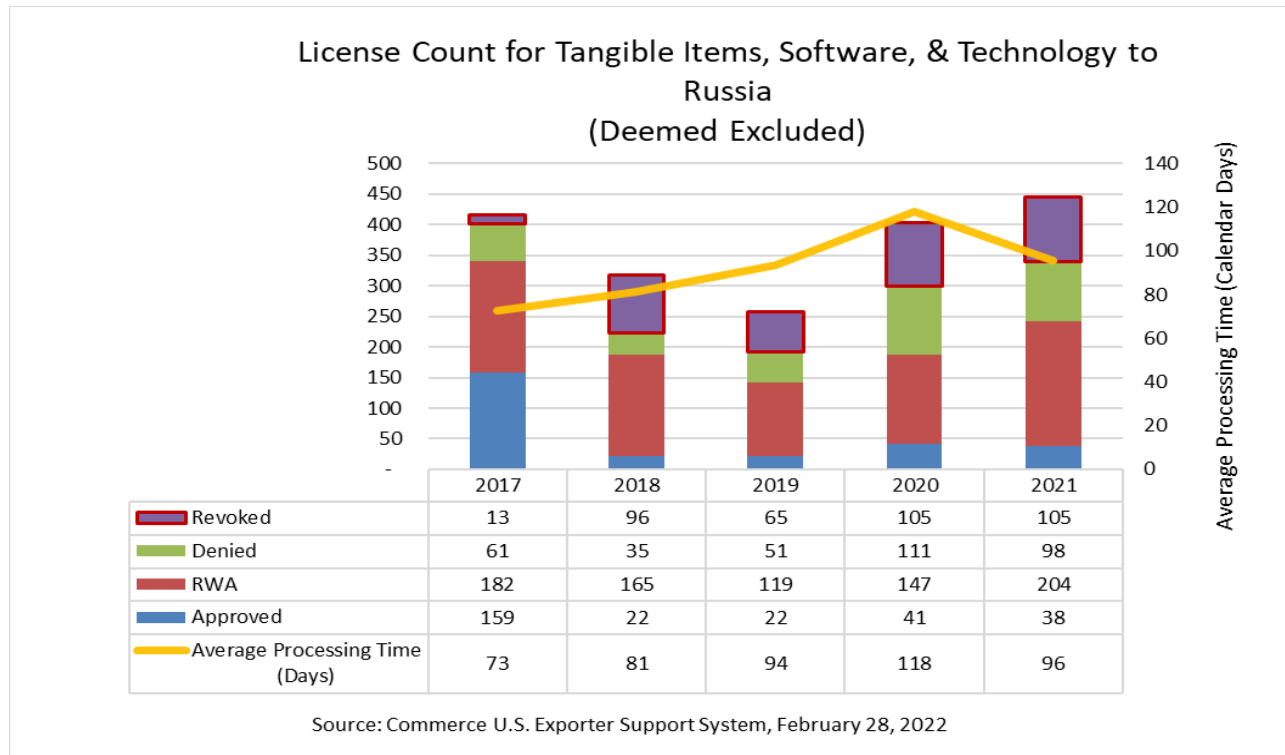


## Summary of U.S. Exports to Russia Calendar Year 2021

### III. BIS Licensing to Russia

In 2021, BIS reviewed 445 export/re-export applications (not including deemed export applications) valued at \$4.4 billion for Russia, out of a total of 39,901 applications worldwide for tangible items, software and technology valued at \$1.4 trillion. CY2021 license application data has been adjusted due to events occurring in CY2022 to reflect revoked license applications.

– Approved applications for Russia totaled 38 (8.5% of the total applications) for \$810.6 million, compared to 34,369 (86.1%) approved applications for all destinations valued at \$322.8 billion.







## Summary of U.S. Exports to Russia Calendar Year 2021

In 2021, BIS reviewed 10 applications for Deemed Exports from Russian nationals out of 942 applications worldwide for deemed exports. Eight applications (80.0%) were approved compared to the 821 (87.2%) approved applications for all destinations.

In the last five years, there was one denial for Deemed Export applications from Russian nationals.

Deemed Export Licenses for Nationals of Russia						
2017 - 2021						
Year	Approved	RWA	Denied	Russia Total	World Total	Russia Total/ World Total
2017	43	2	0	45	1,510	3.3%
2018	9	5	0	14	967	1.2%
2019	18	3	0	21	1,302	1.9%
2020	10	1	0	11	1,212	1.3%
2021	8	1	1	10	942	1.4%

Source: Commerce U.S. Exporter Support System, February 28, 2022

The top approved ECCNs (including deemed exports and revoked licenses) to Russia by count include: 9A991 for Aircraft, and gas turbine engines not controlled by 9A001 with 75 approvals, and 9E991 "Technology", for the "development", "production" or "use" of equipment controlled by 9A991 or 9B991 with 27 approvals.

Top Five Approved (with deemed) ECCNs to Russia by Count		2017	2018	2019	2020	2021	% of World Total 2021
Approved	#1 9A991 "Aircraft," n.e.s., and gas turbine engines not controlled by 9A001 or	-	-	-	42	75	18.2%
	#2 EAR99 Items subject to the EAR that are not elsewhere specified in this CCL	34	10	31	44	33	2.0%
	#3 9E991 "Technology", for the "development", "production" or "use" of equipmen	-	-	-	27	27	13.4%
	#4 7A994 Other navigation direction finding equipment, airborne communication e	-	-	-	9	17	15.2%
	#5 5A992 Equipment not controlled by 5A002 (see List of Items Controlled).	5	-	3	6	12	5.3%

Source: Commerce U.S. Exporter Support System, February 28, 2022

Note: ECCN Descriptions have been truncated; please review Commerce Control List for Full Description

In 2021, there were 98 denied license applications for Russia.

Denied (with deemed) ECCNs to Russia by Count		2021	% of World Total 2021
Denied	#1 3A001 Electronic items as follows (see List of Items Controlled).	33	42.3%
	#2 2B201 Machine tools, and any combination thereof, other than those controlle	21	91.3%
	#3 5A992 Equipment not controlled by 5A002 (see List of Items Controlled).	10	17.9%
	#4 5D002 "Software" as follows (see List of Items Controlled).	9	20.0%
	#5 9A515 "Spacecraft" and related commodities, as follows (see List of Items Co	9	81.8%

Source: Commerce U.S. Exporter Support System, February 28, 2022

Note: ECCN Descriptions have been truncated; please review Commerce Control List for Full Description

In 2021, the average processing time for Russia was 96 Calendar days.