



U.S. Trade with Netherlands

Summary

In 2021, U.S. exports to Netherlands totaled \$53.6 billion, an 18.3% (\$8.3 billion) increase from 2020; U.S. imports from Netherlands totaled \$35.3 billion, a 28.9% (\$7.9 billion) increase; and the trade surplus was \$18.2 billion, a 1.9% (\$342.2 million) increase.

In 2021, 3.1% of total U.S. exports to the World were exported to Netherlands and 1.2% of the total U.S. Imports were imported from Netherlands.

From 2020-21, the U.S. exports of the top commodity sectors products to Netherlands increased. U.S. exports of oils, minerals, lime, and cement to Netherlands increased by 49.5% from \$8.4 billion to \$12.6 billion, representing 5.0% of the total U.S. exports of those commodities. Likewise, U.S. exports of chemicals, plastics, and leather goods increased from \$11.3 billion to \$12.8 billion.

In 2021, U.S. exports to Netherlands shipped under a BIS license exception totaled \$1.1 billion, a 7.9% (\$80.6 million) increase from 2020. Usage of the license exception authorization for Encryption Commodities & Software was \$950 million in 2021, a slight increase from \$1,016 million in 2020.

In 2021, BIS reviewed 385 export/re-export applications (not including deemed export applications) for tangible items, software and technology valued at \$1.0 billion for Netherlands. License applications for Netherlands counted 1.0% of the World total by license count. BIS approved 351 (91.9% of the total applications) for \$1.0 billion, RWA totaled 31 for \$5.3 million; and there were no denied license applications.

In 2021, BIS approved 3 applications from Dutch nationals for deemed exports, 0.4% of all approved deemed exports applications. There were no RWA or denials for deemed export applications.

The top approved ECNNs (including deemed exports) to Netherlands by count include: 9A610 for Military aircraft and related commodities with 112 approvals; 9E610 with 67 approvals for Technology "required" for the "development," "production," operation, installation, maintenance, repair, overhaul, or refurbishing of military aircraft and related commodities controlled by 9A610, equipment controlled by 9B610, materials controlled by 9C610 or software controlled by 9D610; and 0A501 for Firearms (except 0A502 shotguns) and related commodities with 33 approvals.

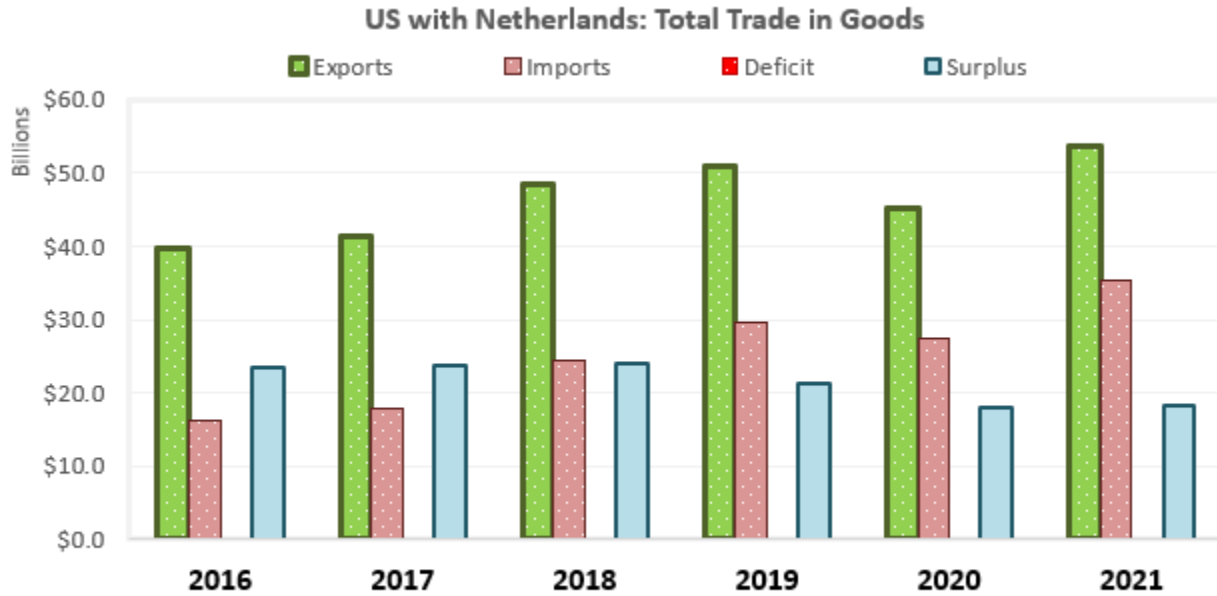
In 2021, the average processing time for Netherlands was 24 calendar days.



U.S. Trade with Netherlands

I. Total U.S. Trade in goods with Netherlands

In 2021, U.S. exports to Netherlands totaled \$53.6 billion, an 18.3% (\$8.3 billion) increase from 2020; U.S. imports from Netherlands totaled \$35.3 billion, a 28.9% (\$7.9 billion) increase; and the trade surplus was \$18.2 billion, a 1.9% (\$342.2 million) increase.



Source: U.S. Census Bureau USA Trade Portal February 15, 2022

In 2021, the level of U.S. exports to Netherlands and U.S. imports from Netherlands exceeded the prior five-year average level by value not adjusted for inflation. The U.S. trade surplus with Netherlands is lower than the prior five-year average level by value not adjusted for inflation.

	2016	2017	2018	2019	2020	2021	2016-2020 Average
EXPORTS	\$39,645.4	\$41,499.8	\$48,563.0	\$50,999.8	\$45,304.9	\$53,580.2	\$45,202.6
Δvalue	--	\$1,854.4	\$7,063.2	\$2,436.8	-\$5,694.9	\$8,275.3	
Δpct	--	4.7%	17.0%	5.0%	-11.2%	18.3%	
IMPORTS	\$16,110.0	\$17,806.5	\$24,510.8	\$29,673.2	\$27,407.4	\$35,340.5	\$23,101.6
Δvalue	--	\$1,696.6	\$6,704.3	\$5,162.4	-\$2,265.8	\$7,933.1	
Δpct	--	10.5%	37.7%	21.1%	-7.6%	28.9%	
BALANCE	\$23,535.4	\$23,693.3	\$24,052.2	\$21,326.6	\$17,897.4	\$18,239.6	\$22,101.0
Δvalue	--	\$157.9	\$358.9	(\$2,725.6)	(\$3,429.1)	\$342.2	
Δpct	--	0.7%	1.5%	-11.3%	-16.1%	1.9%	

Values in Millions of U.S. Dollars. Source: U.S. Census Bureau USA Trade Portal February 15, 2022



U.S. Trade with Netherlands

In 2021, of the \$53.6 billion in U.S. exports to Netherlands, the top commodity sectors were Chemicals, Plastics, Rubber and Leather products (24.0% of the total exports), Oils, Minerals, Lime, Cement (23.6%), and Machinery and Mechanical Appliances (19.9%).

In 2021, of the \$35.3 billion in U.S. imports from Netherlands, the top commodity sectors were Special Items (31.2% of the total imports), Chemicals, Plastics, Rubber and Leather products (21.2%), and Machinery and Mechanical Appliances (14.3%).

Imports from Netherlands by Sector	Netherlands Commodity Trade 2021	US exports to Netherlands by Sector
\$35,340,548,323	Total Value All Commodities	\$53,580,185,315
8.4%	Agriculture (Chapters 01-24)	5.4%
12.3%	Oils, Minerals, Lime, Cement (Chapters 25-27)	23.6%
21.2%	Chemicals, Plastics, Rubber, Leather (Chapters 28-43)	24.0%
0.6%	Wood, Cork, Paper, Printed Books (Chapters 44-49)	1.2%
0.8%	Textiles, Footwear, Headgear (Chapters 50-67)	0.7%
0.3%	Stone, Glass, Metals, Pearls (Chapters 68-71)	0.5%
3.5%	Base Metals, Iron, Steel, Tools (Chapters 72-83)	1.0%
14.3%	Machinery & Mechanical Appliances (Chapters 84-85)	19.9%
2.6%	Transportation Equipment (Chapters 86-89)	4.5%
3.5%	Optical, Measuring, Medical, Other Instruments (Chapters 90-92)	16.6%
0.1%	Arms & Ammunition (Chapter 93)	0.1%
0.5%	Miscellaneous Manufactured Items (Chapters 94-96)	0.6%
0.5%	Art, Collectors' Pieces, Antiques (Chapter 97)	0.3%
31.2%	Special Items (Chapters 98)	1.7%

Source: U.S. Census Bureau USA Trade Portal February 15, 2022

In 2021, **3.1%** of the total *U.S. exports* were shipped to Netherlands while **1.2%** of total *U.S. Imports* were delivered from Netherlands.

Trade with Netherlands in Oils, Minerals, Lime, and Cement

U.S. exports of oils, minerals, lime, and cement increased by 49.5% from \$8.5 billion in 2020 to \$12.6 billion in 2021, representing 5.0% of the total U.S. exports of those commodities. U.S. Imports also increased significantly by 169.7% from \$1.6 billion in 2020 to \$4.3 billion in 2021.

U.S. Exports of Optical, Measuring, Medical, or Other Instruments to Netherlands

Approximately 9% of total U.S. exports of optical, measuring, medical, or other instruments were shipped to Netherlands in both 2020 and 2021. The exports value increased by 16.5% from \$7.6 billion in 2020 to \$8.9 billion in 2021.



U.S. Exports to Netherlands subject to U.S. Government Export Control

II. U.S. Exports to Netherlands subject to U.S. Government Export Control

In 2021, of the \$53.6 billion in U.S. exports to Netherlands:

- 2.3% were subject to a BIS license requirement.
 - 0.3% were exported under a BIS license. Worldwide, 0.4% were exported under a BIS license.
 - 2.0% were exported under a BIS license exception. Worldwide, 0.8% were exported under a BIS license exception.
- 9.5% were exported under No License Required with an ECCN; Worldwide, 10.0% were exported under NLR with an ECCN reported.
 - 0.003% were exported under NLR for 600-series .y subparagraph items. Worldwide, 0.02% were exported under NLR 600-series .y subparagraph items.
 - 0.0001% were exported under NLR for 0A501 .y subparagraph Firearms items; Worldwide, 0.001% were exported under NLR for 0A501 .y subparagraph Firearms items.

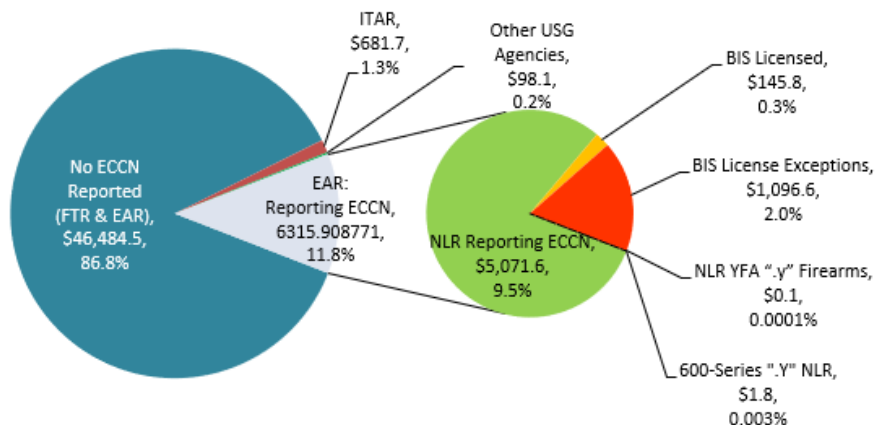
Netherlands			
	2019	2020	2021
Department of State	\$335.4	\$522.5	\$681.7
Other USG Agencies	\$63.2	\$52.9	\$98.1
Department of Commerce	\$50,601.3	\$44,729.4	\$52,800.4
BIS Licensed	\$61.0	\$50.8	\$145.8
BIS License Exceptions	\$1,250.9	\$1,016.0	\$1,096.6
NLR reporting an ECCN	\$6,071.7	\$5,005.9	\$5,071.6
NLR not reporting an ECCN	\$43,211.8	\$38,655.3	\$46,484.5
NLR 600-Series ".y" subparagraph	\$5.8	\$1.4	\$1.8
NLR YFA ".y" subparagraph Firearms	\$0.0	\$0.006	\$0.07

Values in Millions of U.S. Dollars. Source: Automated Export System February 15, 2022

Reasons for Control	Chemical and Biological Weapons			Nuclear Nonproliferation		National Security		Missile Tech	Regional Stability		Firearms Convention	Crime Control			Anti-Terrorism	
	CB:1	CB:2	CB:3	NP:1	NP:2	NS:1	NS:2	MT:1	RS:1	RS:2	FC:1	CC:1	CC:2	CC:3	AT:1	AT:2
Netherlands	X					X		X	X							

Primary Jurisdiction of U.S. Exports to Netherlands in 2021

Millions

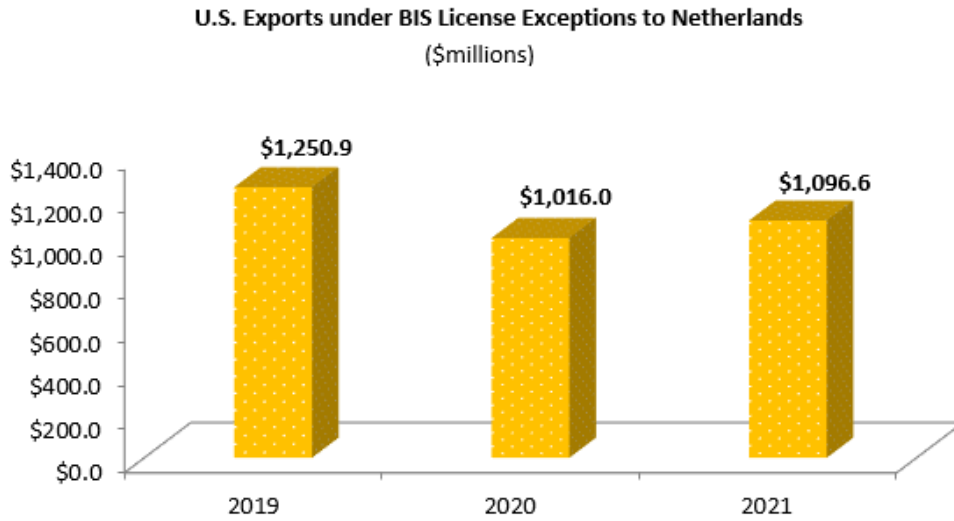


Values in Millions of U.S. Dollars. Source: Automated Export System February 15, 2022



U.S. Exports to Netherlands subject to U.S. Government Export Control

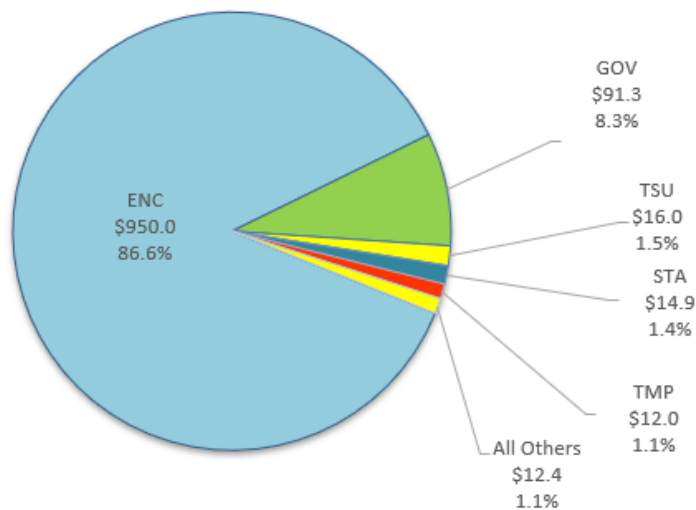
In 2021, U.S. exports to Netherlands shipped under a BIS license exception totaled \$1.1 billion, a 7.9% (\$80.6 million) increase from 2020.



Source: Automated Export System, February 15, 2022

In 2021, the top license exception Encryption Commodities & Software (ENC) totaled \$950.0 million (86.6% of all license exceptions), followed by Government & International Operations (GOV) at \$91.3 million (8.3%), and Technology & Software Unrestricted at \$16.0 million (1.5%).

2021 U.S. Exports to Netherlands by BIS License Exceptions
\$million



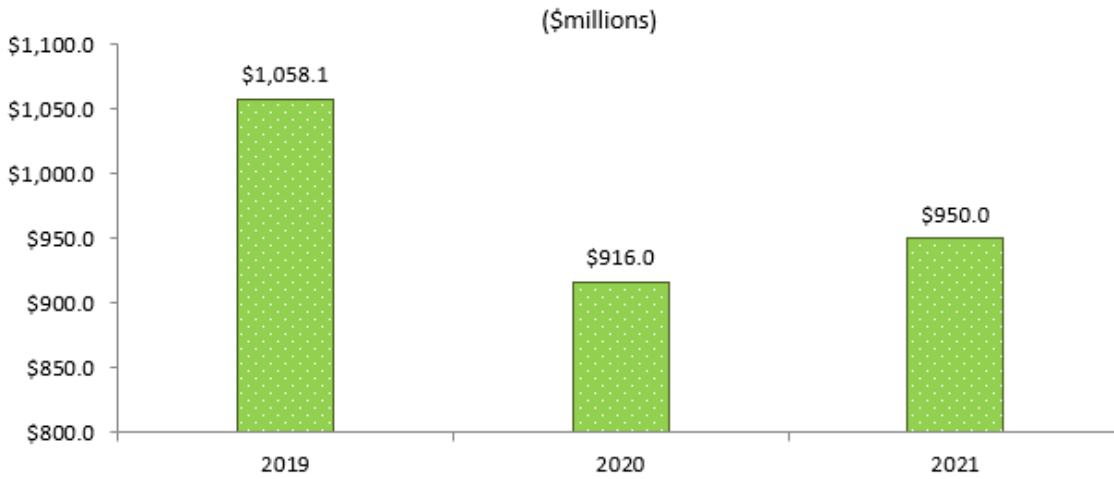
Source: Automated Export System, February 15, 2022



U.S. Exports to Netherlands subject to U.S. Government Export Control

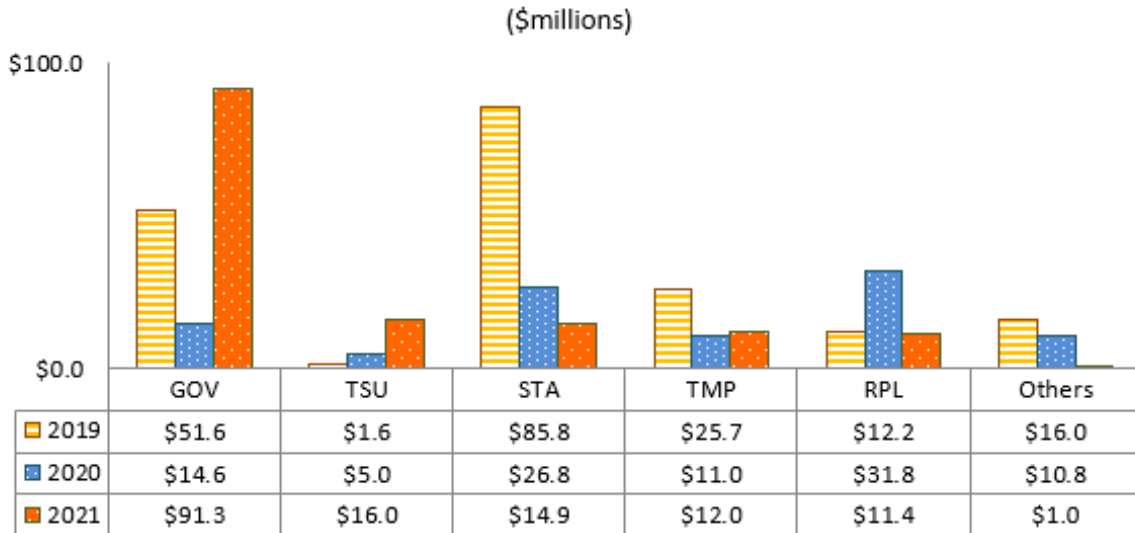
In 2021, U.S. exports to Netherlands shipped under a BIS license exception: Encryption Commodities & Software totaled \$950.0 million, a 3.7% (\$34.0 million) increase from 2020.

U.S. Exports to Netherlands under BIS License Exception: Encryption Commodities & Software



Source: Automated Export System, February 15, 2022

U.S. Exports to Netherlands under BIS License Exceptions



The BIS License Exception for Encryption is excluded from this chart

Source: Automated Export System, February 15, 2022



U.S. Exports to Netherlands by Top Ten Export Control Classification Numbers (ECCN)

Top Ten ECCNs by Value to Netherlands (\$millions)		
LICENSED	#1	3B001 Equipment for the manufacturing of semiconductor devices or materials,
	#2	0A503 Discharge type arms; non-lethal or less-lethal grenades and projectile
	#3	9A610 Military Aircraft and Related Commodities, Other Than Those Enumerated
	#4	1C111 Propellants and constituent chemicals for propellants, other than thos
	#5	9B610 Test, inspection, and production "equipment" and related commodities "
	#6	9A619 Military gas turbine engines and related commodities (see List of Item
	#7	1B118 Continuous mixers having all of the following (see List of Items Contr
	#8	7B001 Test, calibration or alignment equipment, "specially designed" for equ
	#9	0A614 Military training "equipment," as follows (see List of Items Controlle
	#10	5A002 "Information security" systems, equipment and "components," as follows

Note: ECCN descriptions have been truncated: please review Commerce Control List for full description

Top Ten ECCNs by Value to Netherlands (\$millions)		
EXCEPTIONS	#1	5A002 "Information security" systems, equipment and "components," as follows
	#2	9A610 Military Aircraft and Related Commodities, Other Than Those Enumerated
	#3	1A613 Armored and protective "equipment" and related commodities, as follows
	#4	5A992 Equipment not controlled by 5A002 (see List of Items Controlled).
	#5	9A991 "Aircraft," n.e.s., and gas turbine engines not controlled by 9A001 or
	#6	9A619 Military gas turbine engines and related commodities (see List of Item
	#7	3A611 Military electronics, as follows (see List of Items Controlled).
	#8	6A003 Cameras, Systems or Equipment, and "Components" Therefor, as Follows (
	#9	9B610 Test, inspection, and production "equipment" and related commodities "
	#10	EAR99 Items subject to the EAR that are not elsewhere specified in this CCL

Note: ECCN descriptions have been truncated: please review Commerce Control List for full description

Top Ten ECCNs by Value to Netherlands (\$millions)		
NLR with ECCN	#1	9A991 "Aircraft," n.e.s., and gas turbine engines not controlled by 9A001 or
	#2	5A992 Equipment not controlled by 5A002 (see List of Items Controlled).
	#3	5A991 Telecommunication equipment, not controlled by 5A001 (see List of Item
	#4	3B991 Equipment not controlled by 3B001 for the manufacture of electronic "p
	#5	3B001 Equipment for the manufacturing of semiconductor devices or materials,
	#6	4A994 Computers, "electronic assemblies" and related equipment not controlle
	#7	7A994 Other navigation direction finding equipment, airborne communication e
	#8	3A991 Electronic devices, and "components" not controlled by 3A001.
	#9	3A992 General purpose electronic equipment not controlled by 3A002.
	#10	3A001 Electronic items as follows (see List of Items Controlled).

Note: ECCN descriptions have been truncated: please review Commerce Control List for full description



U.S. Exports to Netherlands by Top Ten Export Control Classification Numbers (ECCN)

Top Ten ECCNs to Netherlands by Shipment Count		
LICENSED	#1	9A610 Military Aircraft and Related Commodities, Other Than Those Enumerated
	#2	1C111 Propellants and constituent chemicals for propellants, other than thos
	#3	3B001 Equipment for the manufacturing of semiconductor devices or materials,
	#4	9B610 Test, inspection, and production "equipment" and related commodities "
	#5	0A501 Firearms (except 0A502 shotguns) and related commodities as follows (s
	#6	9A619 Military gas turbine engines and related commodities (see List of Item
	#7	0A606 Ground vehicles and related commodities, as follows (see List of Items
	#8	7A611 Military fire control, laser, imaging, and guidance equipment, as foll
	#9	3A611 Military electronics, as follows (see List of Items Controlled).
	#10	0A614 Military training "equipment," as follows (see List of Items Controlle

Note: ECCN descriptions have been truncated: please review Commerce Control List for full description

Top Ten ECCNs to Netherlands by Shipment Count		
EXCEPTIONS	#1	5A002 "Information security" systems, equipment and "components," as follows
	#2	9A610 Military Aircraft and Related Commodities, Other Than Those Enumerated
	#3	EAR99 Items subject to the EAR that are not elsewhere specified in this CCL
	#4	9A619 Military gas turbine engines and related commodities (see List of Item
	#5	6A003 Cameras, Systems or Equipment, and "Components" Therefor, as Follows (
	#6	5A992 Equipment not controlled by 5A002 (see List of Items Controlled).
	#7	5D002 "Software" as follows (see List of Items Controlled).
	#8	3A611 Military electronics, as follows (see List of Items Controlled).
	#9	9A991 "Aircraft," n.e.s., and gas turbine engines not controlled by 9A001 or
	#10	3A001 Electronic items as follows (see List of Items Controlled).

Note: ECCN descriptions have been truncated: please review Commerce Control List for full description

Top Ten ECCNs to Netherlands by Shipment Count		
NLR with ECCN	#1	9A991 "Aircraft," n.e.s., and gas turbine engines not controlled by 9A001 or
	#2	5A991 Telecommunication equipment, not controlled by 5A001 (see List of Item
	#3	5A992 Equipment not controlled by 5A002 (see List of Items Controlled).
	#4	3B991 Equipment not controlled by 3B001 for the manufacture of electronic "p
	#5	3A992 General purpose electronic equipment not controlled by 3A002.
	#6	4A994 Computers, "electronic assemblies" and related equipment not controlle
	#7	3B001 Equipment for the manufacturing of semiconductor devices or materials,
	#8	7A994 Other navigation direction finding equipment, airborne communication e
	#9	2B999 Specific Processing Equipment, n.e.s., as Follows (See List of Items C
	#10	3A999 Specific Processing Equipment, n.e.s., as Follows (See List of Items C

Note: ECCN descriptions have been truncated: please review Commerce Control List for full description

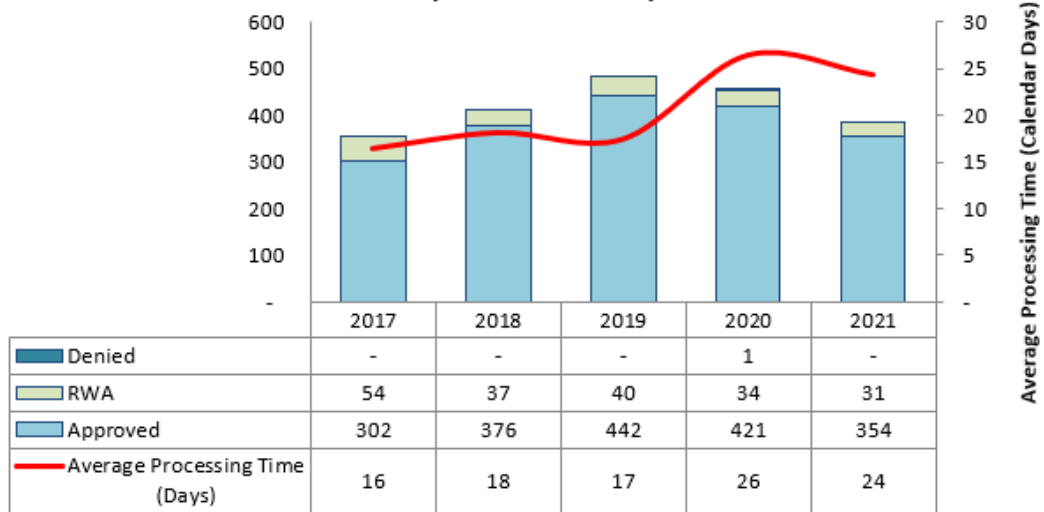


III. BIS Licensing to Netherlands

In 2021, BIS reviewed 385 export/re-export applications (not including deemed export applications) for Tangible items, software and technology valued at \$1.0 billion for Netherlands, out of a total of 39,901 applications worldwide for tangible items, software and technology valued at \$ 1.4 trillion.

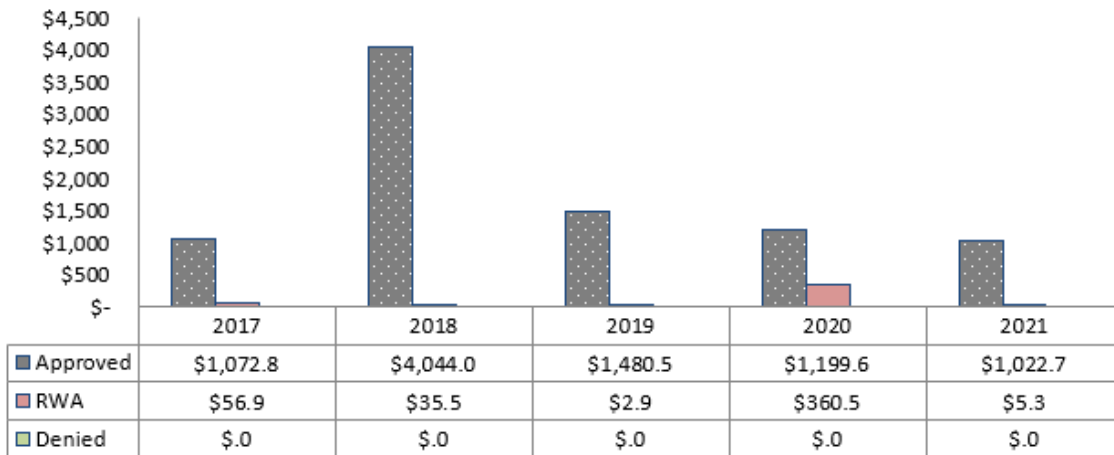
Approved applications for Netherlands totaled 351 (91.9% of the total applications) for \$1.0 billion, compared to 34,369 (86.1%) approved applications for all destinations valued at \$322.8 billion.

License Count for Tangible Items, Software, & Technology to Netherlands (Deemed Excluded)



Source: Commerce U.S. Exporter Support System, February 28, 2022

Licenses for Tangible Items, Software, & Technology to Netherlands (\$millions)



Source: Commerce U.S. Exporter Support System February 28, 2022



BIS License Determination Trends for Netherlands

In 2021, BIS reviewed 3 applications for Deemed Exports from Dutch nationals out of 942 applications worldwide for deemed exports. All 3 applications (100%) were approved compared to the 821 (87.2%) approved applications for all destinations.

In the last five years, there were no denials for Deemed Export applications from Dutch nationals.

Deemed Export Licenses for Nationals of Netherlands						
2017 - 2021						
Year	Approved	RWA	Denied	Netherlands Total	World Total	Netherlands Total/World Total
2017	1	0	0	1	1,510	0.1%
2018	5	1	0	6	967	0.6%
2019	4	0	0	4	1,302	0.3%
2020	5	0	0	5	1,212	0.4%
2021	3	0	0	3	942	0.3%

Source: Commerce U.S. Exporter Support System, February 28, 2022

The top approved ECNNs (including deemed exports) to Netherlands by count include: 9A610 for Military aircraft and related commodities with 112 approvals; 9E610 for Technology "required" for the "development," "production," operation, installation, maintenance, repair, overhaul, or refurbishing of military aircraft and related commodities controlled by 9A610, equipment controlled by 9B610, materials controlled by 9C610 or software controlled by 9D610 with 67 approvals; and 0A501 for Firearms (except 0A502 shotguns) and related commodities with 33 approvals.

Top Ten Approved (with deemed) ECCNs to Netherlands by Count					2017	2018	2019	2020	2021	% of World Total 2021
APPROVED	#1	9A610	Military Aircraft and Related Commodities, Other Than Those Enumerate		64	101	162	131	112	2.1%
	#2	9E610	Technology "required" for the "development," "production," operation,		18	43	72	62	67	5.2%
	#3	0A501	Firearms (except 0A502 shotguns) and related commodities as follows (s		-	-	-	41	33	0.6%
	#4	3A611	Military electronics, as follows (see List of Items Controlled).		47	39	29	22	27	1.3%
	#5	9A619	Military gas turbine engines and related commodities (see List of Item		17	13	11	11	17	1.7%
	#6	0A606	Ground vehicles and related commodities, as follows (see List of Items		19	25	27	37	16	1.8%
	#7	1C111	Propellants and constituent chemicals for propellants, other than thos		28	21	34	26	12	9.4%
	#8	9A604	Commodities related to launch vehicles, missiles, and rockets (see Lis		4	8	7	12	12	3.4%
	#9	6A003	Cameras, Systems or Equipment, and "Components" Therefor, as Follows		2	13	18	15	12	1.0%
	#10	9E604	"Technology" "required" for the "development," "production," operation		1	2	5	7	12	5.5%

Source: Commerce U.S. Exporter Support System, February 28, 2022

Note: ECCN Descriptions have been truncated; please review Commerce Control List for Full Description

In 2021, there were no denied license applications for Netherlands.

In 2021, the average processing time for Netherlands was 24 calendar days.



Summary of U.S. Exports to Netherlands

Summary of U.S. Exports to Netherlands Calendar Year 2021				
	CY2021	CY2020	% of Total Exports	Percentage Change from previous year
Total Exports	\$53,580,185,315	\$45,304,855,886		18.3%
Total Subject to ITAR	\$681,744,002	\$522,482,479	1.3%	30.5%
Subject to Other Gov. Agencies	\$98,073,795	\$52,913,411	0.2%	85.3%
Detailed Summary of EAR-Controlled Exports				
AES License Type	Description	Value	Percentage of Total	Percentage Description
C30	Licenses	\$145,840,114	100.0%	
VDC	Voluntary Disclosure	\$1,890	0.0%	
Total of Licensed		\$145,842,004	0.3%	Total Licensed/Total Exports
C35	LVS	\$25,797	0.002%	
C36	GBS	\$612,087	0.06%	
C38	TSR	\$7,668	0.0007%	
C40	TMP	\$11,995,419	1.1%	
C41	RPL	\$11,443,047	1.0%	
C42	GOV	\$91,318,708	8.3%	
C43	GFT	\$14,974	0.001%	
C44	TSU	\$16,038,493	1.5%	
C45	BAG	\$22,284	0.002%	
C46	AVS	\$56,016	0.01%	
C50	ENC	\$949,963,469	86.6%	
C53	APP	\$218,812	0.02%	
C59	STA	\$14,883,527	1.4%	
Total of License Exceptions		\$1,096,600,301	2.0%	Total License Exceptions/Total Exports
			88.3%	Total License Exceptions/Total Subject to License Requirement
Total subject to license requirement (Licensed and License Exceptions)		\$1,242,442,305	2.3%	Total Subject to License Requirement/Total Exports
C33	NLR reporting an ECCN	\$5,071,562,298	9.5%	NLR reporting an ECCN/ Total Exports
C60	NLR for 600-Series ".y" subparagraph	\$1,833,073	0.003%	NLR for 600-Series ".y" subparagraph/ Total Exports
C63	NLR for 0A501 .y subparagraph Firearms	\$71,095	0.0001%	NLR for 0A501 .y subparagraph firearms/ Total Exports
Total of NLR		\$5,073,466,466	9.5%	Total NLR with an ECCN/ Total Exports