



Summary

In 2020, **0.8%** of total *U.S. exports* were shipped to Saudi Arabia while **0.4%** of total *U.S. Imports* were delivered from Saudi Arabia. In 2020, U.S. exports to Saudi Arabia were \$11.2 billion, a 22.8% (\$3.3 billion) decrease from 2019; U.S. imports from Saudi Arabia were \$9.0 billion, a 32.9% (\$4.4 billion) decrease; and the trade surplus was \$2.2 billion, a 101.9% (\$1.1 billion) increase and a five-year high.

In 2020, the most traded commodity sectors of U.S.-Saudi Arabia trade were Transportation Equipment, Minerals, Machinery and Mechanical Appliances, Chemicals, Plastics and Leather products, and Base metals.

In 2020, \$104.3 million (0.9% of the total exports) was shipped under BIS licenses. The top ECCNs of licensed exports by value are similar to that in 2019. In 2020, the top ECCN was 9A610 for Military Aircraft and Related Commodities; the next two highest top two ECCNs were 3A611 for Military Electronics and 5A002 for Systems/Equip./Integrated Circuits for Info Sec; and the fourth ECCN was 9A619 for Military Gas Turbine Engines and Related Commodities.

In 2020, \$184.4 million (1.7% of the total exports) was shipped under BIS license exception authorization. The top ECCNs by value are similar to that in 2019. In 2020, the top ECCNs were 5A002 for Information security systems, equipment and "components"; 3A611 for Military Electronics; and 9A619 for Military Gas Turbine Engines and Related Commodities.

In 2020, BIS has processed a total of 614 license applications valued at \$2.0 billion for tangible items, software and technology for Saudi Arabia. BIS has approved 561 (91.3%) of the total applications valued at \$2.0 billion. RWA totaled 53 valued at \$24.3 million. There was 1 denial valued at \$0.1 million.

In 2020, BIS received 3 applications from Saudi Arabia nationals for deemed exports and approved 2. There was one RWA and no denials.

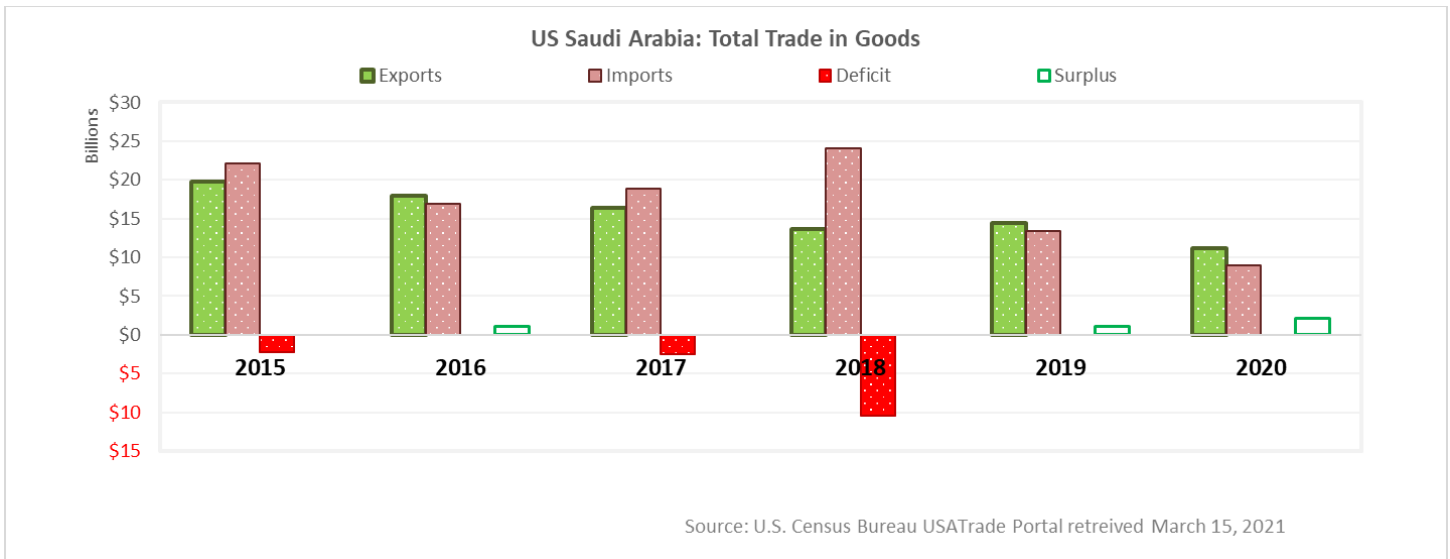
The top approved ECCNs are 2B350 for Chemical Manufacturing Facilities and Equipment with 192 approvals; 9A610 for Military Aircraft and Related Commodities with 62 approvals; 1A004 for Protective and Detection Equipment with 40 approvals.

In 2020, the average processing time for Saudi Arabia is 21 days.



I. Total U.S. Trade in Goods with Saudi Arabia

In 2020, U.S. exports to Saudi Arabia totaled \$11.2 billion, a 22.8% (\$3.3 billion) decrease from 2019; U.S. imports from Saudi Arabia totaled \$9.0 billion, a 32.9% (\$4.4 billion) decrease; and the trade surplus was \$2.2 billion, a 101.9% (\$1.1 billion) increase.



In 2020, the level of U.S. exports to Saudi Arabia and U.S. imports from Saudi Arabia is lower than the prior five year average level by value not adjusted for inflation. The U.S. trade deficit with Saudi Arabia is lower than the prior five year average level by value not adjusted for inflation.

	2015	2016	2017	2018	2019	2020	2015-2019 Average
EXPORTS	\$19,791.6	\$17,993.7	\$16,355.4	\$13,597.0	\$14,486.3	\$11,177.1	\$16,444.8
Δvalue	--	-\$1,797.9	-\$1,638.2	-\$2,758.4	\$889.3	-\$3,309.2	
Δpct	--	-9.1%	-9.1%	-16.9%	6.5%	-22.8%	
IMPORTS	\$22,083.2	\$16,923.6	\$18,867.7	\$24,065.7	\$13,404.8	\$8,993.0	\$19,069.0
Δvalue	--	-\$5,159.6	\$1,944.1	\$5,197.9	-\$10,660.9	-\$4,411.8	
Δpct	--	-23.4%	11.5%	27.5%	-44.3%	-32.9%	
BALANCE	(\$2,291.6)	\$1,070.1	(\$2,512.3)	(\$10,468.7)	\$1,081.5	\$2,184.1	(\$2,624.2)
Δvalue	--	\$3,361.7	(\$3,582.4)	(\$7,956.4)	\$11,550.2	\$1,102.6	
Δpct	--	-146.7%	-334.8%	316.7%	-110.3%	101.9%	

Values in Millions of U.S. Dollars. Source: U.S. Census Bureau USATrade Portal March 15, 2021



In 2020, of the \$11.2 billion in U.S. exports to Saudi Arabia, the top commodity sectors were Transportation Equipment (32.1%), Machinery & Mechanical Appliances (21.4%), and Chemicals, Plastics, Leather Products (12.1%).

In 2020, of the \$9.0 billion in U.S. imports from Saudi Arabia, the top commodity sectors were Minerals (84.3%), Chemicals, Plastics, Leather Products (5.8%), and Base metals (3.8%).

Imports from Saudi Arabia by Sector	Saudi Arabia Commodity Trade 2020	US exports to Saudi Arabia by Sector
\$8,993,005,213	Total Value All Commodities	\$11,177,130,750
0.3%	Agriculture (Chapters 01-24)	11.1%
84.3%	Minerals (Chapters 25-27)	1.6%
5.8%	Chemicals, Plastics, Leather Products (Chapters 28-43)	12.1%
0.0%	Wood Products (Chapters 44-49)	1.1%
1.1%	Textiles and Footwear (Chapters 50-67)	0.6%
1.1%	Stone, Glass, & Semiprecious Metals (Chapters 68-71)	0.5%
3.8%	Base metals (Chapters 72-83)	3.8%
0.4%	Machinery & Mechanical Appliances (Chapters 84-85)	21.4%
0.0%	Transportation Equipment (Chapters 86-89)	32.1%
0.0%	Optical, Measuring, Medical or Other Instruments (Chapters 90-92)	4.8%
0.0%	Arms & Ammunition (Chapter 93)	5.5%
0.0%	Miscellaneous Manufactured Items (Chapters 94 -96)	1.1%
0.0%	Art & Antiques (Chapter 97)	0.0%
3.1%	Special Items (Chapters 98-99** Imports only 99)	4.2%

Source: U.S. Census Bureau USATrade Portal retrieved March 15, 2021

In 2020, 0.8% of total U.S. exports were shipped to Saudi Arabia while 0.4% of total U.S. Imports were delivered from Saudi Arabia.

Exports

In 2020, U.S. exported \$0.6 billion worth of Arms & Ammunition to Saudi Arabia, representing 14.4% of the total U.S. exports to the World of those commodities.

Imports

In 2020, U.S. imported \$7.6 billion of minerals, representing 5.9% of total U.S. imports from the World of those commodities.

Trade Surplus

In 2020, the five-year high trade surplus of \$2.2 billion was primarily caused by a significant decrease of Minerals imports. In 2020, mineral imports were decreased from \$12.1 billion in 2020 by \$ 4.5 billion or 37.3%.



II. Exports to Saudi Arabia subject to US Government Filing Requirements

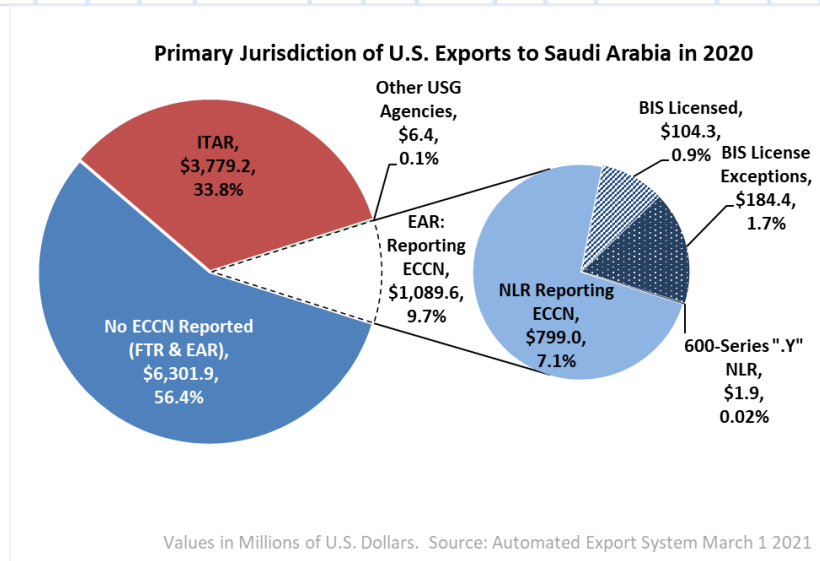
In 2020, of \$11.2 billion in U.S. exports to Saudi Arabia:

- 2.6% were subject to a BIS license requirement:
 - 0.9% were exported under a BIS license; Worldwide, 0.5% were exported under a BIS license.
 - 1.7% were exported under a BIS license exception; Worldwide, 1.0% were exported under a BIS license exception.
- 7.1% were exported under No License Required (NLR) with an ECCN; Worldwide, 10.7% were exported under NLR with an ECCN reported.
 - 0.02% were exported under NLR for 600-series .y subparagraph items; Worldwide, 0.02% were exported under NLR for 600-series .y subparagraph items.
 - 0.0004% were exported under NLR for 0A501.y subparagraph Firearms items; Worldwide, 0.001% were exported under NLR for 0A501.y subparagraph Firearms items.

Saudi Arabia			
	2018	2019	2020
Department of State	\$4,066.4	\$5,183.2	\$3,779.2
Other USG Agencies	\$14.1	\$9.9	\$6.4
Department of Commerce	\$9,516.5	\$9,293.2	\$7,391.5
BIS Licensed	\$239.5	\$389.1	\$104.3
BIS License Exceptions	\$74.1	\$96.8	\$184.4
NLR reporting an ECCN	\$1,022.2	\$1,091.8	\$799.0
NLR not reporting an ECCN	\$8,175.4	\$7,685.5	\$6,301.9
600-Series ".Y" Paragraph NLR	\$5.3	\$30.1	\$1.9
YFA ".Y" Firearms	\$0.0	\$0.0	\$0.04

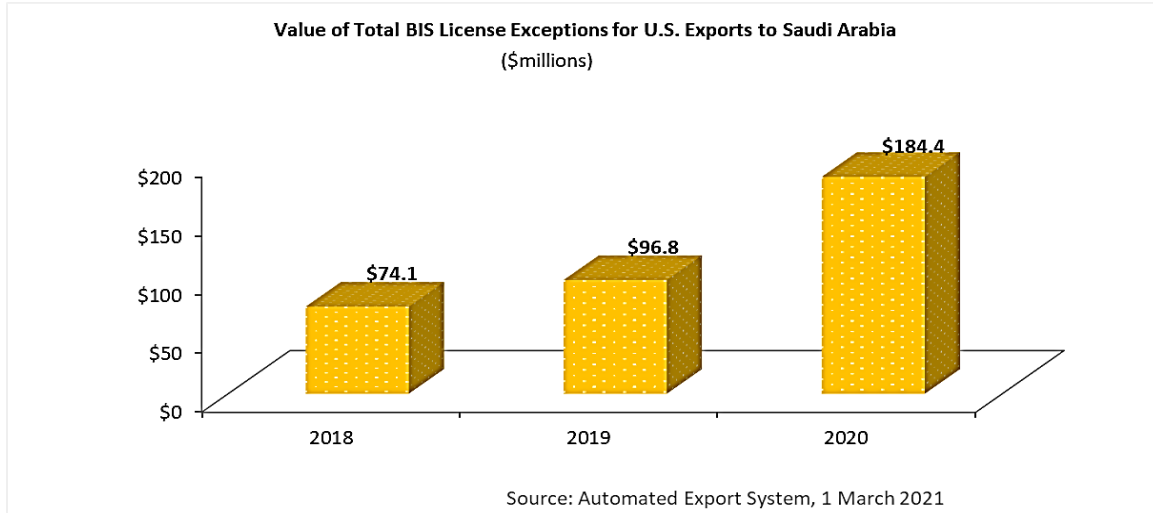
Values in Millions of U.S. Dollars. Source: Automated Export System March 1, 2021

Reasons for Control	Chemical and Biological Weapons			Nuclear Nonproliferation		National Security		Missile Tech	Regional Stability		Firearms Convention	Crime Control			Anti-Terrorism	
	CB:1	CB:2	CB:3	NP:1	NP:2	NS:1	NS:2	MT:1	RS:1	RS:2	FC:1	CC:1	CC:2	CC:3	AT:1	AT:2
Saudi Arabia	X	X	X	X		X	X	X	X	X		X				

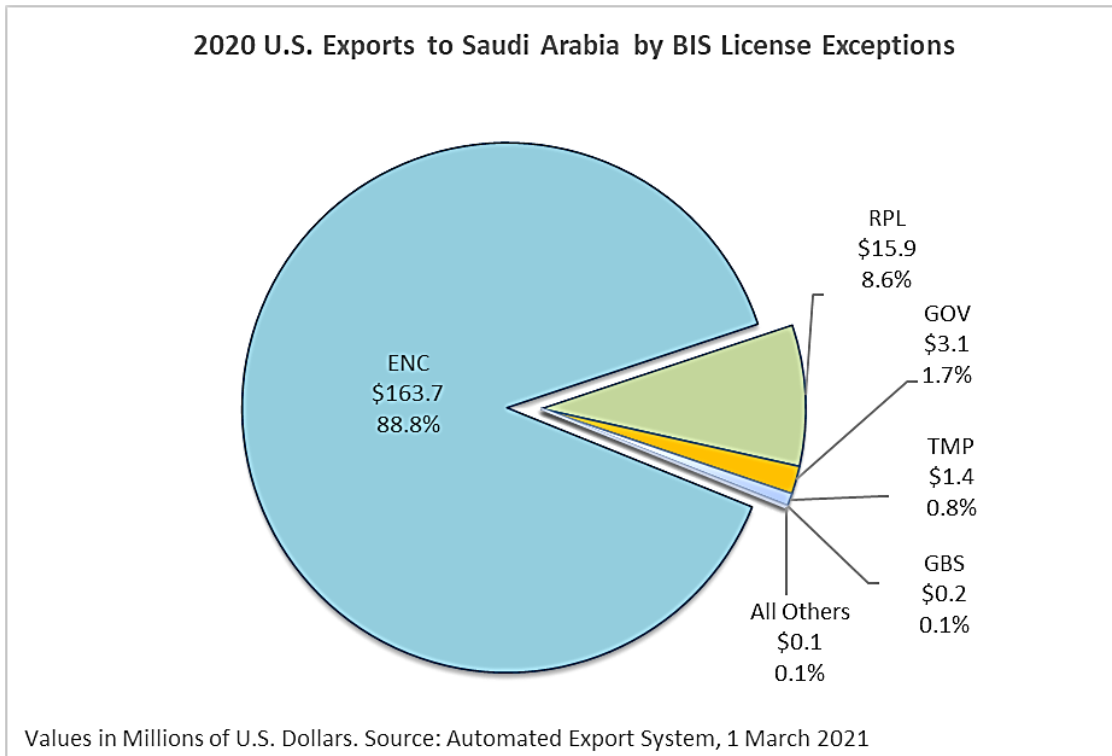




In 2020, U.S. exports to Saudi Arabia shipped under a BIS license exception totaled \$184.4 million, a 90.6% (\$87.6 million) increase from 2019.

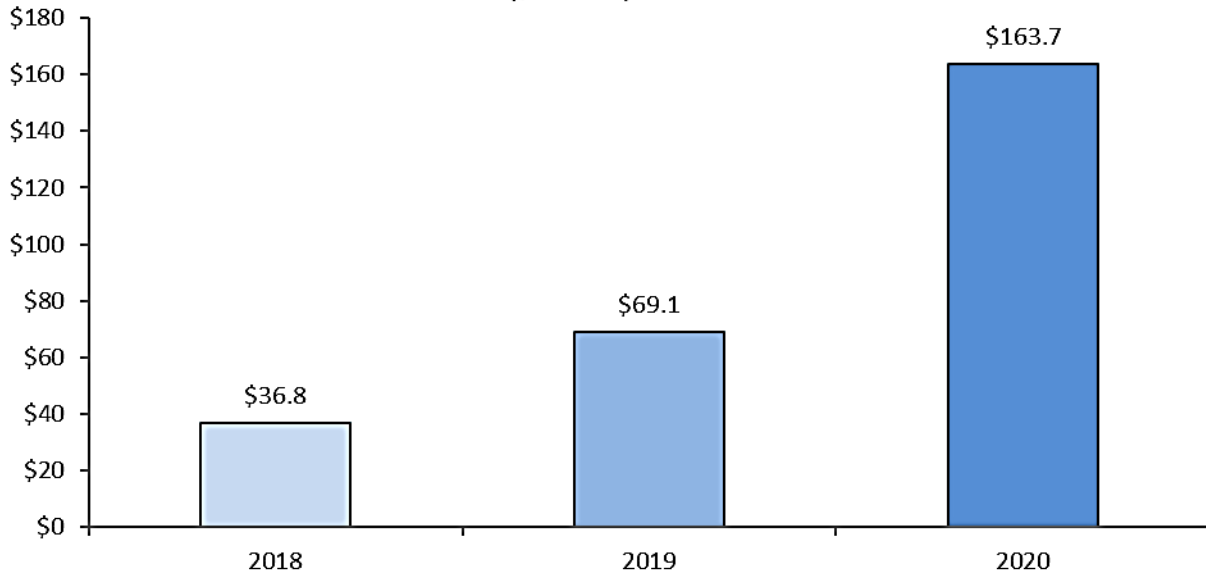


In 2020, the top license exception Encryption Commodities & Software (ENC) totaled \$163.7 million (88.8% of all license exceptions), followed by Servicing & Replacement of Parts & Equipment (RPL) at \$15.9 million (8.6%), and Government & International Organizations (GOV) at \$ 3.1 million (1.7%).



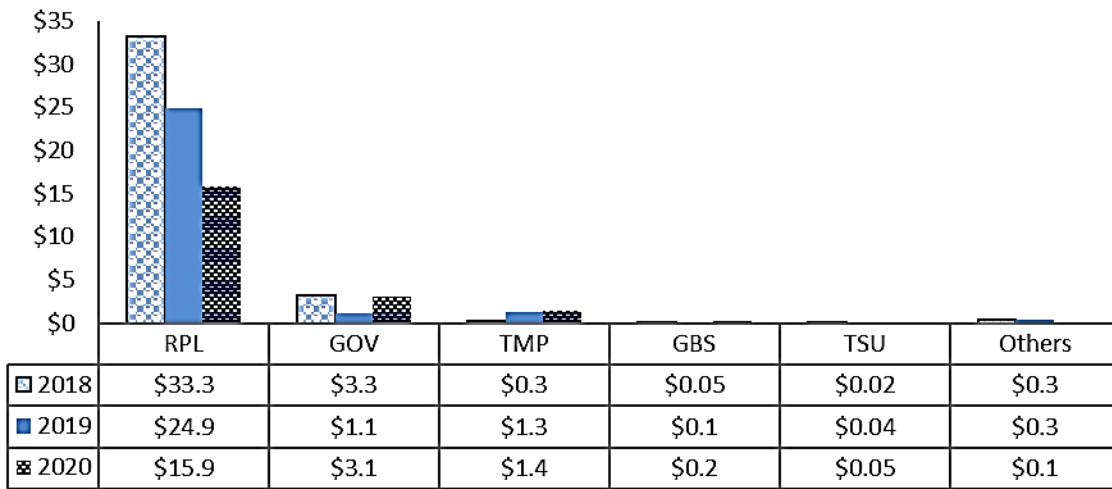


U.S. Exports to Saudi Arabia under BIS License Exception: Encryption Commodities & Software
(\$millions)



Values in Millions of U.S. Dollars. Source: Automated Export System, 1 March 2021

U.S. Exports to Saudi Arabia under BIS License Exceptions
(\$millions)



NOTE: ENC: The BIS License Exception for Encryption is excluded from this chart

Values in Millions of U.S. Dollars. Source: Automated Export System, 1 March 2021



Top Ten ECCNs by Value to Saudi Arabia (\$millions)		
LICENSED	#1	9A610 Military Aircraft and Related Commodities
	#2	3A611 Military Electronics
	#3	5A002 Systems/Equip./Integrated Circuits for Info Sec
	#4	9A619 Military Gas Turbine Engines and Related Commodities
	#5	0A501 Firearms (except 0A502 shotguns) and related commodities as follows (s
	#6	6A003 Cameras
	#7	2B350 Chemical Manufacturing Facilities and Equip.
	#8	2B201 Machine tools for Removing Or Cutting Metals
	#9	0B604 Test, Inspection, and Production "Equip." and Related Commodities "Spe
	#10	7A103 Instrumentation, Navigation Equip./Systems Not

Note: ECCN descriptions have been truncated: please review Commerce Control List for full description

Top Ten ECCNs by Value to Saudi Arabia (\$millions)		
EXCEPTIONS	#1	5A002 Systems/Equip./Integrated Circuits for Info Sec
	#2	3A611 Military Electronics
	#3	9A619 Military Gas Turbine Engines and Related Commodities
	#4	9A610 Military Aircraft and Related Commodities
	#5	No ECCN No ECCN is required for License Exceptions TMP*
	#6	7A103 Instrumentation, Navigation Equip./Systems Not
	#7	6A008 Radar Systems/Equip./assemblies
	#8	EAR99 Items subject to the EAR that are not elsewhere controlled
	#9	9B610 Test, Inspection, and Production Equip. and Related Commodities Specia
	#10	9A991 Aircraft N.E.S. and Gas Turbine Engines not Controlled by 9A001 or 9A1

Note: ECCN descriptions have been truncated: please review Commerce Control List for full description

Top Ten ECCNs by Value to Saudi Arabia (\$millions)		
NLR with ECCN	#1	9A991 Aircraft N.E.S. and Gas Turbine Engines not Controlled by 9A001 or 9A1
	#2	2B999 Specific Processing Equip., N.E.S.
	#3	9A610 Military Aircraft and Related Commodities
	#4	5A991 Telecommunication Equip. Not Controlled by 5A001
	#5	5A992 Equipment not controlled by 5A002 (see List of Items Controlled).
	#6	7A994 Other Navigation Direction Finding Equip. ... Not Controlled under 7A003
	#7	1A999 Specific Processing Equip., N.E.S
	#8	1C992 Commercial Charges and Devices Containing Energetic Materials ...
	#9	1B999 Specific Processing Equip., N.E.S., as Follows (See List of Items Cont
	#10	4A994 Computers Not Controlled By 4A001 or 4A003

Note: ECCN descriptions have been truncated: please review Commerce Control List for full description



Top Ten ECCNs to Saudi Arabia by Shipment Count		
LICENSED	#1	9A610 Military Aircraft and Related Commodities
	#2	5A002 Systems/Equip./Integrated Circuits for Info Sec
	#3	2B350 Chemical Manufacturing Facilities and Equip.
	#4	3A611 Military Electronics
	#5	9A619 Military Gas Turbine Engines and Related Commodities
	#6	0A614 Military Training Equip.
	#7	0B604 Test, Inspection, and Production "Equip." and Related Commodities "Spe
	#8	0A501 Firearms (except 0A502 shotguns) and related commodities as follows (s
	#9	1A004 Protective and Detection Equip.
	#10	9B610 Test, Inspection, and Production Equip. and Related Commodities Specia

Note: ECCN descriptions have been truncated: please review Commerce Control List for full description

Top Ten ECCNs to Saudi Arabia by Shipment Count		
EXCEPTIONS	#1	9A610 Military Aircraft and Related Commodities
	#2	5A002 Systems/Equip./Integrated Circuits for Info Sec
	#3	2B350 Chemical Manufacturing Facilities and Equip.
	#4	3A611 Military Electronics
	#5	9A619 Military Gas Turbine Engines and Related Commodities
	#6	0A614 Military Training Equip.
	#7	0B604 Test, Inspection, and Production "Equip." and Related Commodities "Spe
	#8	0A501 Firearms (except 0A502 shotguns) and related commodities as follows (s
	#9	1A004 Protective and Detection Equip.
	#10	9B610 Test, Inspection, and Production Equip. and Related Commodities Specia

Note: ECCN descriptions have been truncated: please review Commerce Control List for full description

Top Ten ECCNs to Saudi Arabia by Shipment Count		
NLR with ECCN	#1	9A991 Aircraft N.E.S. and Gas Turbine Engines not Controlled by 9A001 or 9A1
	#2	5A991 Telecommunication Equip. Not Controlled by 5A001
	#3	2B999 Specific Processing Equip., N.E.S.
	#4	5A992 Equipment not controlled by 5A002 (see List of Items Controlled).
	#5	7A994 Other Navigation Direction Finding Equip. ... Not Controlled under 7A003
	#6	4A994 Computers Not Controlled By 4A001 or 4A003
	#7	1A995 Protective and Detection Equip.
	#8	3A992 General Purpose Electronic Equip. Note Controlled by 3A002
	#9	2A991 Bearings and Bearing Systems Not Controlled By 2A001 (See List of Item
	#10	1A999 Specific Processing Equip., N.E.S

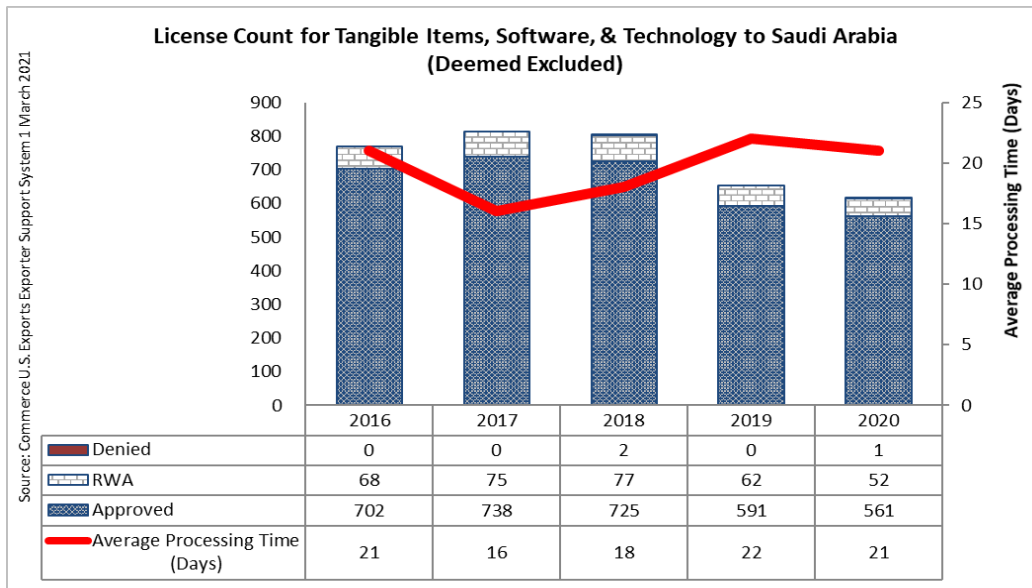
Note: ECCN descriptions have been truncated: please review Commerce Control List for full description



III. BIS Licensing to Saudi Arabia

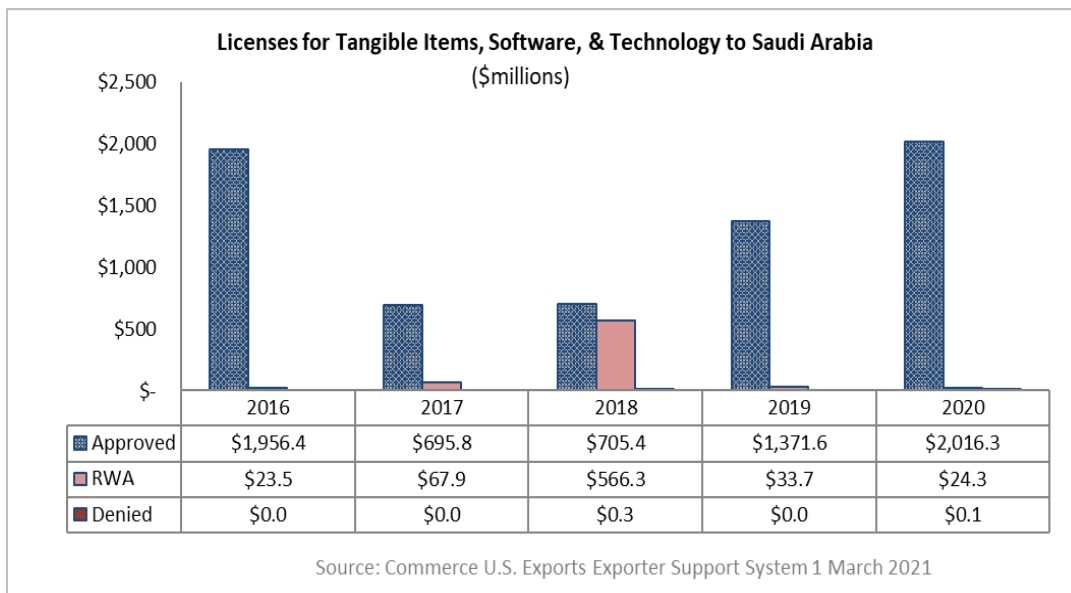
In 2020, BIS reviewed 614 export/re-export applications (not including deemed export applications) valued at \$2.0 billion for Saudi Arabia, out of a total of 38,203 applications worldwide for tangible items, software and technology valued at \$219.4 billion.

– Approved applications for Saudi Arabia totaled 561 (91.4% of the total applications) for \$2.0 billion, compared to 32,996 (86.4%) approved for all destinations valued at \$120.5 billion.



In 2020, BIS approved 2 applications (66.7% of the total applications) for Deemed Export from Saudi Arabian nationals, compared to 1,068 (87.8%) approved for all destinations.

There were no denials for Deemed Export applications for Saudi Arabian nationals.





Top Ten Approved (with deemed) ECCNs to Saudi Arabia by Count			2016	2017	2018	2019	2020	% of World Total 2020
APPROVED	#1	2B350 Chemical Manufacturing Facilities and Equip.	256	239	275	243	192	9.1%
	#2	9A610 Military Aircraft and Related Commodities	118	98	103	45	62	1.2%
	#3	1A004 Protective and Detection Equip.	38	56	57	50	40	7.4%
	#4	0A606 Ground Vehicles and Related Commodities	47	60	43	18	31	3.4%
	#5	6A003 Cameras	7	27	15	21	31	2.7%
	#6	3A611 Military Electronics	49	62	50	23	27	1.3%
	#7	5A002 Systems/Equip./Integrated Circuits for Info Sec	29	31	16	23	19	3.8%
	#8	0A501 Firearms (except 0A502 shotguns) and related commo	0	0	0	0	19	0.4%
	#9	9A619 Military Gas Turbine Engines and Related Commoditi	17	16	21	19	18	1.7%
	#10	9B610 Test, Inspection, and Production Equip. and Relate	8	12	14	8	18	4.1%

Source: Commerce U.S. Exports Exporter Support System 20 March 2020

Note: ECCN Descriptions have been truncated: please review Commerce Control List for Full Description

Only One Denied (with deemed) ECCNs to Saudi Arabia by Count			2020	% of World Total 2020
#1	5D002 'Software' as follows (see List of Items Controlled)		1	7.1%

Source: Commerce U.S. Exports Exporter Support System 20 March 2020

Note: ECCN Descriptions have been truncated: please review Commerce Control List for Full Description



US Exports to Saudi Arabia Summary

Summary of U.S. Exports to Saudi Arabia Calendar Year 2020				
	CY2020	CY2019	% of Total Exports	Percentage Change from previous year
Total Exports	\$11,177,130,750	\$14,486,319,977		-22.8%
Total Subject to ITAR	\$3,779,157,957	\$5,183,225,048	33.8%	-27.1%
Subject to Other Gov. Agencies	\$6,445,589	\$9,889,076	0.1%	-34.8%
Detailed Summary of EAR-Controlled Exports				
AES License Type	Description	Value	Percentage of Total	Percentage Description
C30	Licenses	\$104,260,600	100.0%	
VDC	Voluntary Disclosure	\$0		
Total of Licensed		\$104,260,600	0.9%	total licensed/total exports
C35	LVS	\$17,532	0.01%	
C36	GBS	\$190,080	0.1%	
C40	TMP	\$1,405,781	0.8%	
C41	RPL	\$15,882,030	8.6%	
C42	GOV	\$3,118,459	1.7%	
C44	TSU	\$49,218	0.03%	
C46	AVS	\$5,699	0.003%	
C50	ENC	\$163,723,241	88.8%	
C53	APP	\$35,605	0.02%	
Total of License Exceptions		\$184,427,645	1.7%	total license exceptions/total exports
			63.9%	total license exceptions/total subject to license requirement
Total subject to license requirement (Licensed and License Exceptions)		\$288,688,245	2.6%	total subject to license requirement/total exports
C33	NLR reporting an ECCN	\$799,016,335	7.1%	NLR reporting an ECCN/total exports
C60	NLR for .y subparagraph 600-series	\$1,897,965	0.02%	NLR for .y subparagraph 600-series/total exports
C63	NLR for 0A501 .y subparagraph Firearms	\$39,720	0.0004%	NLR for 0A501 .y subparagraph firearms/total exports
Total of NLR		\$800,954,020	7.2%	total NLR with an ECCN/total export
Exports not reporting an ECCN		\$6,301,884,939	56.4%	

Source: U.S. Census Bureau, Foreign Trade Division and Automated Export System