



## Summary

In 2020, **0.5%** of total *U.S. exports* were shipped to Indonesia while **0.9%** of total *U.S. Imports* were delivered from Indonesia. In 2020, U.S. exports to Indonesia were \$7.4 billion, a 4.1% (\$317.2 million) decrease from 2019; U.S. imports from Indonesia were \$20.2 billion, a 0.4% (\$79.8 million) increase; and the trade deficit was \$12.8 billion, a 3.2% (\$397.0 million) increase.

In 2020, the most traded commodity sectors of U.S.-Indonesia trade were Agricultural Goods, Textiles and Footwear, and Chemicals, Plastics and Leather products.

In 2020, BIS processed a total of 585 license applications valued at \$525.7 million for tangible items, software and technology for Indonesia. BIS approved 506, 86.5% of the total applications valued at \$449.7 million. RWA totaled 76 valued at \$75.8 million. There were three denials valued at \$200,000.

In 2020, BIS did not receive any applications from Indonesian nationals for deemed exports.

The top approved ECCNs were 9A610 for Military Aircraft and Related Commodities with 176 approvals; 2B350 for Chemical Manufacturing Facilities and Equipment with 59 approvals, and 9A619 for Military Gas Turbine Engines and Related Commodities with 44 approvals.

In 2020, \$72.7 million (1.0% of the total exports) was shipped under BIS licenses. In 2020, the top licensed ECCN by value was 9A619 for Military Gas Turbine Engines and Related Commodities, followed by 2B350 for Chemical Manufacturing Facilities and Equipment; and 9A610 for Military Aircraft and Related Commodities. In 2020, two firearms ECCNs, 0A503 and 0A504, were new additions to the top ten licensed ECCNs by value.

In 2020, \$34.5 million (0.5% of the total exports) was shipped under BIS license exception authorization. Of these, Encryption Commodities and Software accounted for 88.6%. The top ECCNs for license exceptions were 5A002 for Systems, Equipment, Integrated Circuits for Information Security; 9A610 for Military Aircraft and Related Commodities; and 5D002 for 'Software.'

In 2020, the average processing time for Indonesia was 17 days.



## I. Total U.S. Trade in goods with Indonesia

In 2020, U.S. exports to Indonesia totaled \$7.4 billion, a 4.1% (\$317.2 million) decrease from 2019; U.S. imports from Indonesia totaled \$20.2 billion, a 0.4% (\$79.8 million) increase; and the trade deficit was \$12.8 billion, a 3.2% (\$397.0 million) increase.



In 2020, the level of U.S. exports to Indonesia and U.S. imports from Indonesia exceeded the prior five-year average level by value not adjusted for inflation; and the U.S. trade deficit with Indonesia is lower than the prior five-year average level by value.

	2015	2016	2017	2018	2019	2020	2015-2019 Average
<b>EXPORTS</b>	\$7,118.1	\$6,024.3	\$6,863.6	\$8,170.9	\$7,732.9	\$7,415.7	\$7,182.0
Δvalue	--	-\$1,093.9	\$839.4	\$1,307.3	-\$438.0	-\$317.2	
Δpct	--	-15.4%	13.9%	19.0%	-5.4%	-4.1%	
<b>IMPORTS</b>	\$19,605.2	\$19,184.0	\$20,205.1	\$20,828.5	\$20,147.2	\$20,227.0	\$19,994.0
Δvalue	--	-\$421.2	\$1,021.1	\$623.4	-\$681.3	\$79.8	
Δpct	--	-2.1%	5.3%	3.1%	-3.3%	0.4%	
<b>BALANCE</b>	(\$12,487.1)	(\$13,159.7)	(\$13,341.5)	(\$12,657.6)	(\$12,414.3)	(\$12,811.3)	(\$12,812.0)
Δvalue	--	(\$672.6)	(\$181.8)	\$683.9	\$243.3	(\$397.0)	
Δpct	--	5.4%	1.4%	-5.1%	-1.9%	3.2%	

Values in Millions of U.S. Dollars. Source: U.S. Census Bureau USATrade Portal March 15, 2021



In 2020, of the \$7.4 billion in U.S. exports to Indonesia, the top commodity sectors were Agricultural Goods (34.3%), Minerals (17.1%), and Chemicals, Plastics, and Leather Goods (13.8%).

In 2020, of the \$20.2 billion in U.S. imports from Indonesia, the top commodity sectors were Textiles and Footwear (26.6%), Agricultural Goods (20.3%), and Machinery and Mechanical Appliances (14.7%).

Imports from Indonesia by Sector	Indonesia Commodity Trade 2020	US exports to Indonesia by Sector
<b>\$20,227,007,296</b>	<b>Total Value All Commodities</b>	<b>\$7,415,716,994</b>
20.3%	Agriculture (Chapters 01-24)	34.3%
1.2%	Minerals (Chapters 25-27)	17.1%
13.7%	Chemicals, Plastics, Leather Products (Chapters 28-43)	13.8%
4.3%	Wood Products (Chapters 44-49)	5.5%
26.6%	Textiles and Footwear (Chapters 50-67)	5.6%
3.6%	Stone, Glass, & Semiprecious Metals (Chapters 68-71)	0.4%
2.6%	Base metals (Chapters 72-83)	3.1%
14.7%	Machinery & Mechanical Appliances (Chapters 84-85)	12.1%
1.2%	Transportation Equipment (Chapters 86-89)	3.0%
1.9%	Optical, Measuring, Medical or Other Instruments (Chapters 90-92)	3.5%
0.0%	Arms & Ammunition (Chapter 93)	0.2%
8.7%	Miscellaneous Manufactured Items (Chapters 94 -96)	0.3%
0.0%	Art & Antiques (Chapter 97)	0.0%
1.2%	Special Items (Chapters 98-99** Imports only 99)	1.2%

Source: U.S. Census Bureau USATrade Portal retrieved March 15, 2021

In 2020, **0.5%** of total U.S. exports were shipped to Indonesia while **0.9%** of total U.S. Imports were delivered from Indonesia.

### Exports

In 2020, the U.S. exported \$2.5 billion worth of Agricultural Goods to Indonesia, representing 2.0% of the total U.S. exports to the World of those commodities. The U.S. exports of \$ 411.9 million of Textiles and Footwear to Indonesia counted 1.7% of the total U.S. exports to the World of those commodities.

### Imports

In 2020, the U.S. imported \$5.4 billion worth of Textiles and Footwear from Indonesia, representing 3.9% of the total U.S. imports of those commodities. The U.S. imports of \$4.1 billion of Agricultural Goods counted 2.5% of the total U.S. imports from the World of those commodities.



## II. U.S. Exports to Indonesia subject to U.S. Government Filing Requirements

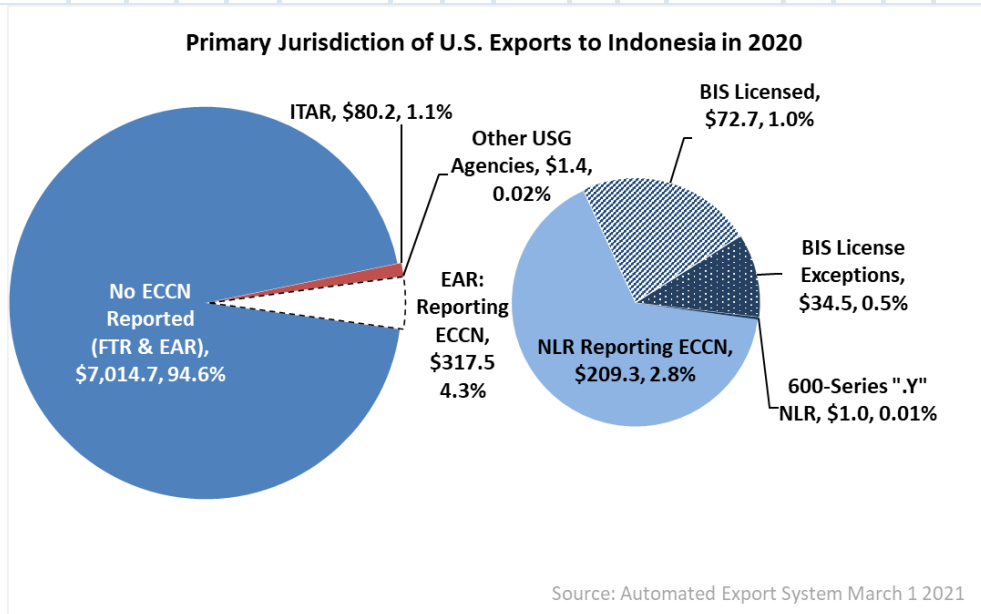
In 2020, of the \$7.4 billion in U.S. exports to Indonesia:

- 1.4% were subject to a BIS license requirement:
  - 1.0% were exported under a BIS license; Worldwide, 0.5% were exported under a BIS license.
  - 0.5% were exported under a BIS license exception; Worldwide, 1.0% were exported under a BIS license exception.
- 2.8% were exported under No License Required (NLR) with an ECCN; Worldwide, 10.7% were exported under NLR with an ECCN reported.
  - 0.01% were exported under NLR for 600-series .y subparagraph items; Worldwide, 0.02% were exported under NLR for 600-series .y subparagraph items.
  - 0.03% were exported under NLR for 0A501.y subparagraph Firearms items; Worldwide, 0.001% were exported under NLR for 0A501.y subparagraph Firearms items.

		Indonesia		
		2018	2019	2020
	<b>Department of State</b>	\$129.1	\$94.4	\$80.2
	<b>Other USG Agencies</b>	\$51.7	\$1.4	\$1.4
<b>Department of Commerce</b>		<b>\$7,990.2</b>	<b>\$7,637.1</b>	<b>\$7,334.2</b>
	BIS Licensed	\$143.2	\$34.6	\$72.7
	BIS License Exceptions	\$47.6	\$47.6	\$34.5
	NLR reporting an ECCN	\$744.0	\$323.8	\$209.3
	NLR not reporting an ECCN	\$7,055.3	\$7,230.9	\$7,014.7
	NLR 600-Series .y subparagraph	\$0.1	\$0.2	\$1.0
	NLR 0A501 .y subparagraph Firearms	\$0.0	\$0.0	\$2.0

Values in Millions of U.S. Dollars. Source: Automated Export System March 1, 2021

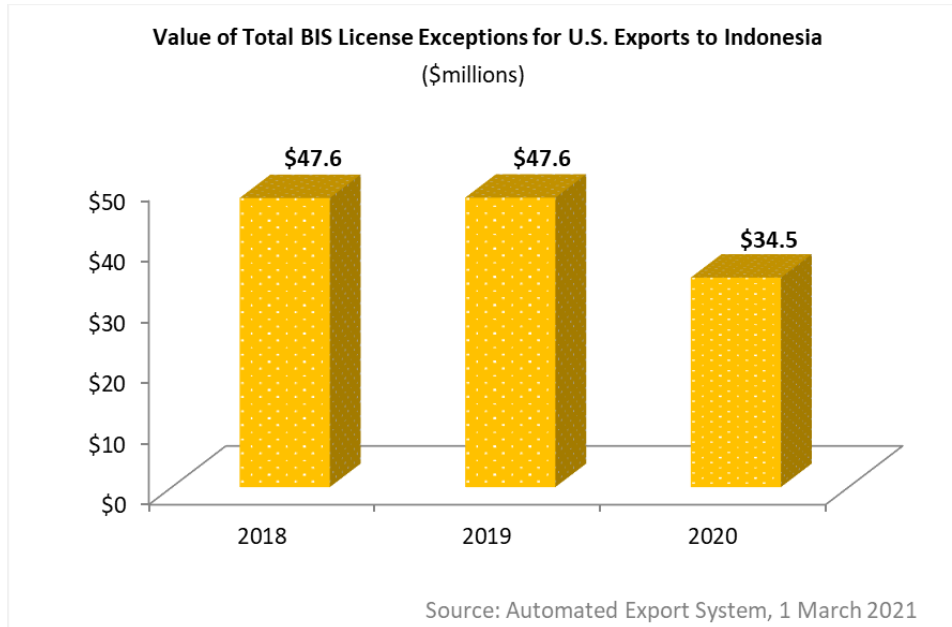
Reasons for Control	Chemical and Biological Weapons			Nuclear Nonproliferation		National Security		Missile Tech	Regional Stability		Firearms Convention	Crime Control			Anti-Terrorism	
	CB:1	CB:2	CB:3	NP:1	NP:2	NS:1	NS:2	MT:1	RS:1	RS:2	FC:1	CC:1	CC:2	CC:3	AT:1	AT:2
Indonesia	X	X		X		X	X	X	X	X		X		X		



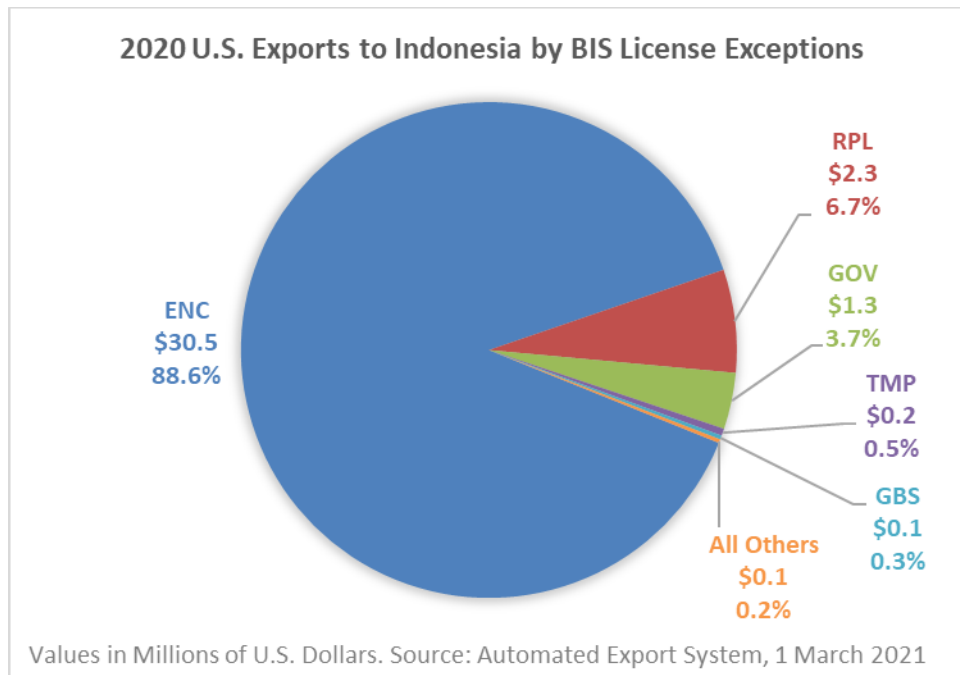


# U.S. Exports to Indonesia

In 2020, U.S. exports to Indonesia shipped under a BIS license exception totaled \$34.5 million, a \$13.2 million (27.6%) decrease from 2019.

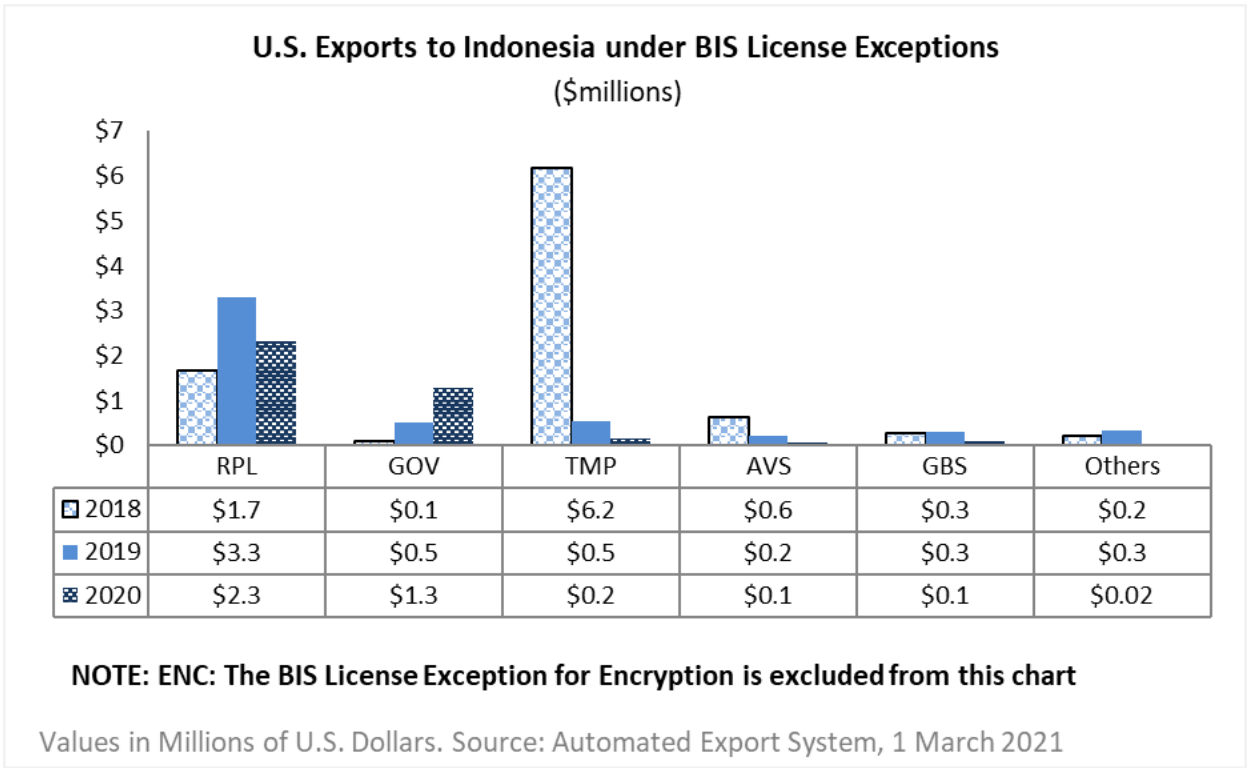
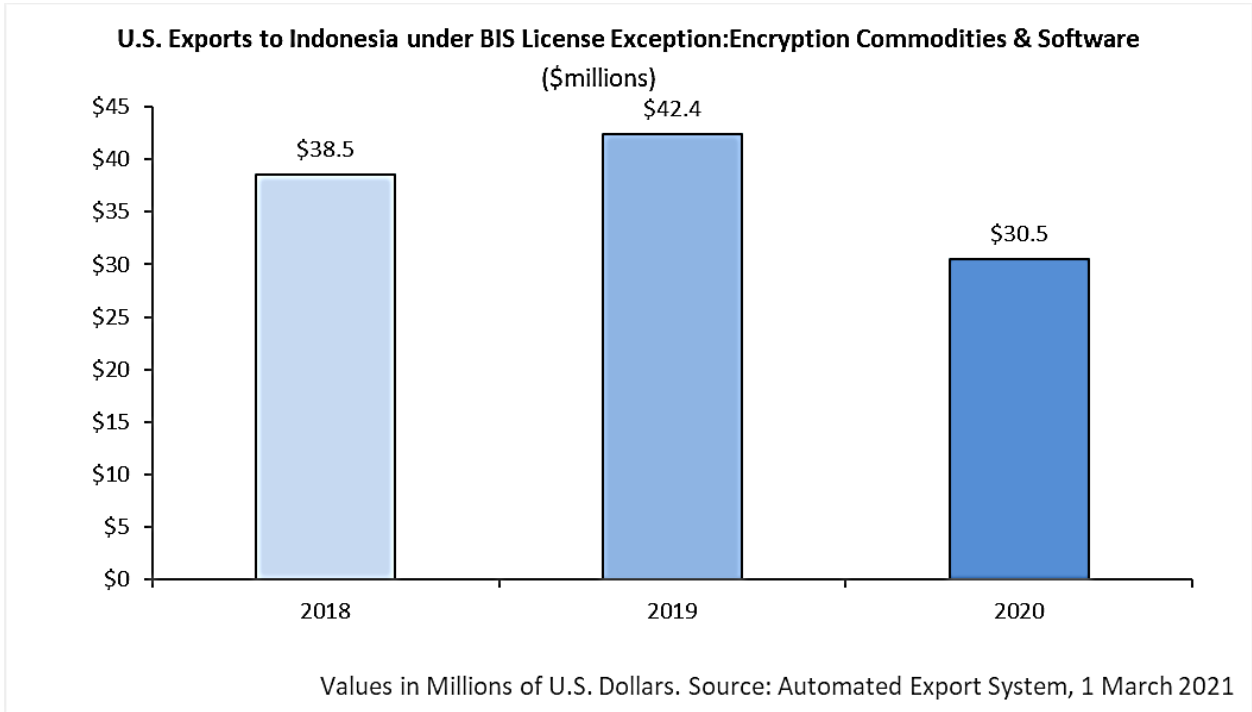


In 2020, the top license exception, Encryption Commodities, Software and Technology (ENC), totaled \$30.5 million (88.6% of all license exceptions) followed by Servicing & Replacement of Parts & Equipment (RPL) with \$2.3 million (6.7%).





# U.S. Exports to Indonesia





Top Ten ECCNs by Value to Indonesia (\$millions)	
<b>LICENSED</b>	#1 9A619 Military Gas Turbine Engines and Related Commodities
	#2 2B350 Chemical Manufacturing Facilities and Equip.
	#3 9A610 Military Aircraft and Related Commodities
	#4 0A503 Discharge type arms; non-lethal or less-lethal grenades and projectile
	#5 3A611 Military Electronics
	#6 0A504 Optical sighting devices for firearms (including shotguns controlled b
	#7 6A003 Cameras
	#8 7B611 Test, inspection, and production commodities "specially designed" for
	#9 5A002 Systems/Equip./Integrated Circuits for Info Sec
	#10 0A501 Firearms (except 0A502 shotguns) and related commodities as follows (s

Note: ECCN descriptions have been truncated: please review Commerce Control List for full description

Top Ten ECCNs by Value to Indonesia (\$millions)	
<b>EXCEPTIONS</b>	#1 5A002 Systems/Equip./Integrated Circuits for Info Sec
	#2 9A610 Military Aircraft and Related Commodities
	#3 5D002 'Software' as follows (see List of Items Controlled)
	#4 1A613 Armored and Protective Equip., Constructions, and Components
	#5 6A003 Cameras
	#6 0A501 Firearms (except 0A502 shotguns) and related commodities as follows (s
	#7 0A979 Police Helmets, Shields and Parts
	#8 7A103 Instrumentation, Navigation Equip./Systems Not
	#9 7A994 Other Navigation Direction Finding Equip. ... Not Controlled under 7A003
	#10 EAR99 Items subject to the EAR that are not elsewhere controlled

Note: ECCN descriptions have been truncated: please review Commerce Control List for full description

Top Ten ECCNs by Value to Indonesia (\$millions)	
<b>NLR with ECCN</b>	#1 9A991 Aircraft N.E.S. and Gas Turbine Engines not Controlled by 9A001 or 9A1
	#2 5A991 Telecommunication Equip. Not Controlled by 5A001
	#3 2B999 Specific Processing Equip., N.E.S.
	#4 5A992 Equipment not controlled by 5A002 (see List of Items Controlled).
	#5 1C992 Commercial Charges and Devices Containing Energetic Materials ...
	#6 1A999 Specific Processing Equip., N.E.S
	#7 7A994 Other Navigation Direction Finding Equip. ... Not Controlled under 7A003
	#8 8A992 Vessels, Marine Systems or Equip. not Controlled by 8A001 or 8A002...
	#9 3A611 Military Electronics
	#10 1B999 Specific Processing Equip., N.E.S., as Follows (See List of Items Cont

Note: ECCN descriptions have been truncated: please review Commerce Control List for full description



Top Ten ECCNs to Indonesia by Shipment Count		
<b>LICENSED</b>	#1	9A610 Military Aircraft and Related Commodities
	#2	0A501 Firearms (except 0A502 shotguns) and related commodities as follows (s
	#3	2B350 Chemical Manufacturing Facilities and Equip.
	#4	0A504 Optical sighting devices for firearms (including shotguns controlled b
	#5	3A611 Military Electronics
	#6	5A002 Systems/Equip./Integrated Circuits for Info Sec
	#7	6A003 Cameras
	#8	9A619 Military Gas Turbine Engines and Related Commodities
	#9	3A231 Neutron Generator Systems Including Tubes
	#10	1A007 Devices Designed to Initiate Energetic Charges

Note: ECCN descriptions have been truncated: please review Commerce Control List for full description

Top Ten ECCNs to Indonesia by Shipment Count		
<b>EXCEPTIONS</b>	#1	5A002 Systems/Equip./Integrated Circuits for Info Sec
	#2	0A501 Firearms (except 0A502 shotguns) and related commodities as follows (s
	#3	9A610 Military Aircraft and Related Commodities
	#4	1A613 Armored and Protective Equip., Constructions, and Components
	#5	EAR99 Items subject to the EAR that are not elsewhere controlled
	#6	5D002 "Software" as follows (see List of Items Controlled)
	#7	0A982 Handcuffs, Leg Irons and Shackles
	#8	3A611 Military Electronics
	#9	No ECCN No ECCN is required for License Exceptions TMP*
	#10	1C006 Fluids and Lubricating Materials

Note: ECCN descriptions have been truncated: please review Commerce Control List for full description

Top Ten ECCNs to Indonesia by Shipment Count		
<b>NLR with ECCN</b>	#1	9A991 Aircraft N.E.S. and Gas Turbine Engines not Controlled by 9A001 or 9A1
	#2	5A991 Telecommunication Equip. Not Controlled by 5A001
	#3	5A992 Equipment not controlled by 5A002 (see List of Items Controlled).
	#4	2B999 Specific Processing Equip., N.E.S.
	#5	7A994 Other Navigation Direction Finding Equip. ... Not Controlled under 7A003
	#6	1C992 Commercial Charges and Devices Containing Energetic Materials ...
	#7	4A994 Computers Not Controlled By 4A001 or 4A003
	#8	3A999 Specific Processing Equip., N.E.S.
	#9	1A995 Protective and Detection Equip.
	#10	3A991 Electronic Devices and Components

Note: ECCN descriptions have been truncated: please review Commerce Control List for full description

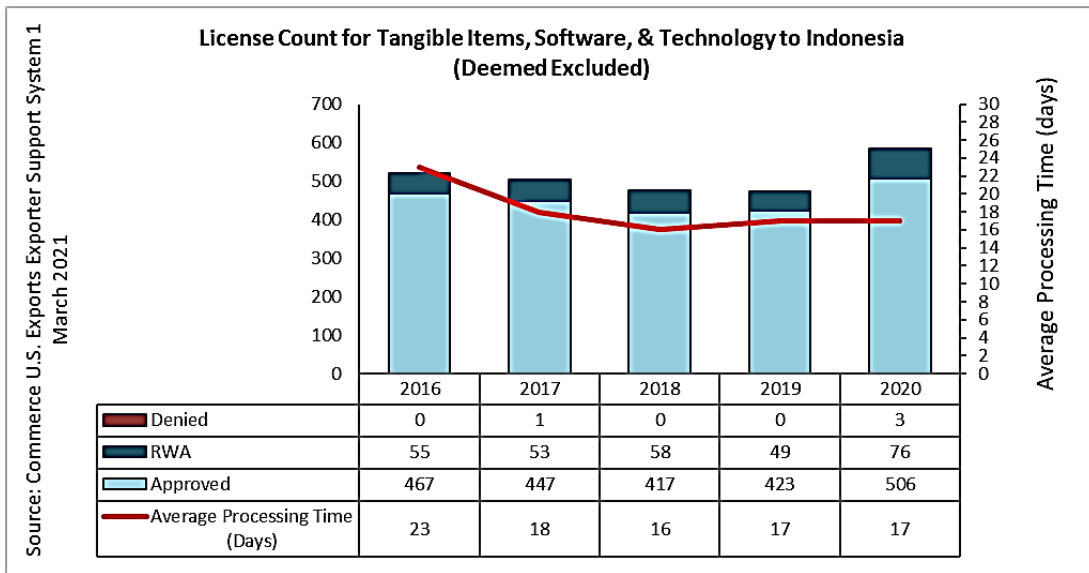




### III. BIS Licensing to Indonesia

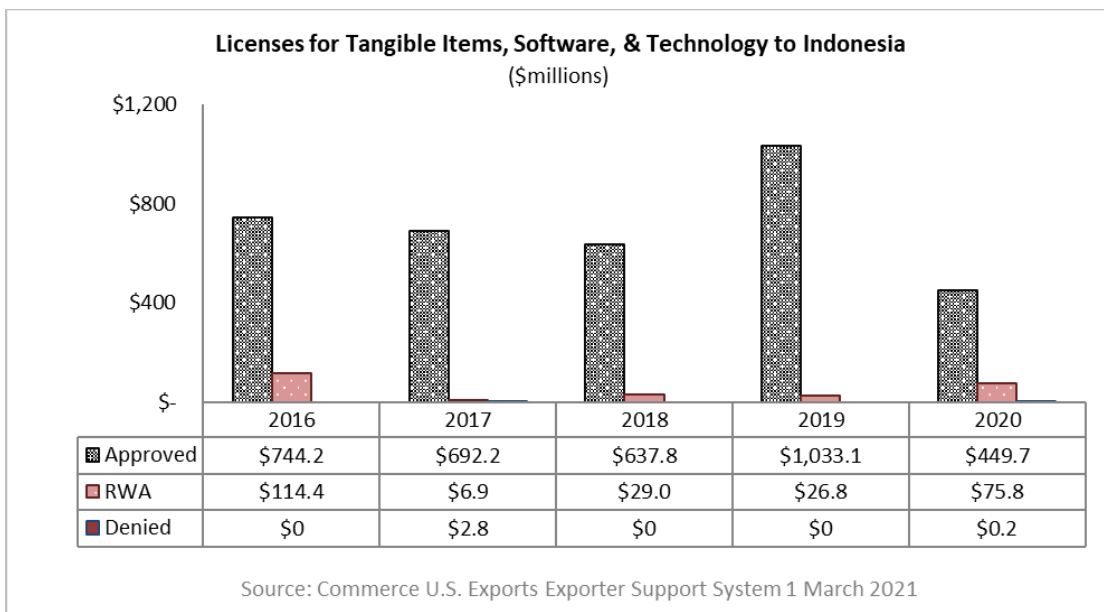
In 2020, BIS reviewed 585 export/re-export applications (not including deemed export applications) valued at \$525.7 million for Indonesia, out of a total of 38,203 applications worldwide for tangible items, software and technology valued at \$219.4 billion.

– Approved applications for Indonesia totaled 506 (86.5% of the total applications) for \$449.7 million, compared to 32,996 (86.4%) approved for all destinations valued at \$120.5 billion.



In 2020, there were no applications for Deemed Exports from Indonesian nationals, compared to 1,216 applications worldwide for deemed exports.

In the last five years, there were no denials for Deemed Export applications for Indonesian nationals.





Top Ten Approved (with deemed) ECCNs to Indonesia by Count				2016	2017	2018	2019	2020	% of World Total 2020
<b>APPROVED</b>	#1	<b>9A610</b>	Military Aircraft and Related Commodities	181	186	142	161	176	3.5%
	#2	<b>2B350</b>	Chemical Manufacturing Facilities and Equip.	44	54	77	55	59	2.8%
	#3	<b>9A619</b>	Military Gas Turbine Engines and Related Commodit	50	33	16	27	44	4.3%
	#4	<b>0A501</b>	Firearms (except 0A502 shotguns) and related comm	0	0	0	0	36	0.7%
	#5	<b>0A504</b>	Optical sighting devices for firearms (including s	0	0	0	0	29	2.8%
	#6	<b>3A611</b>	Military Electronics	37	40	26	41	29	1.4%
	#7	<b>6A003</b>	Cameras	8	19	11	21	21	1.8%
	#8	<b>1A004</b>	Protective and Detection Equip.	18	10	11	21	19	3.5%
	#9	<b>9E610</b>	Technology Required for the Development, Productio	5	7	7	11	18	1.4%
	#10	<b>0A505</b>	Ammunition as follows (see List of Items Controlle	0	0	0	0	16	1.2%

Source: Commerce U.S. Exports Exporter Support System 20 March 2020

Note: ECCN Descriptions have been truncated: please review Commerce Control List for Full Description

Denied (with Deemed) ECCNs to Indonesia by Count				2020	% of World Total 2020
<b>Denied</b>	#1	<b>9A610</b>	Military Aircraft and Related Commodities	2	9.1%
	#2	<b>0A501</b>	Firearms (except 0A502 shotguns) and related commodities as follows (s	1	9.1%
	#3	<b>EAR99</b>	Items subject to the EAR that are not elsewhere controlled	1	0.9%

Source: Commerce U.S. Exports Exporter Support System 20 March 2020

Note: ECCN Descriptions have been truncated: please review Commerce Control List for Full Description



Summary of U.S. Exports to Indonesia Calendar Year 2020				
	CY2020	CY2019	% of Total Exports	Percentage Change from previous year
Total Exports	\$7,415,716,994	\$7,732,913,272		-4.1%
Total Subject to ITAR	\$80,199,927	\$94,373,354	1.1%	-15.0%
Subject to Other Gov. Agencies	\$1,350,914	\$1,426,783	0.02%	-5.3%
Detailed Summary of EAR-Controlled Exports				
AES License Type	Description	Value	Percentage of Total	Percentage Description
C30	Licenses	\$72,732,980	100.0%	
VDC	Voluntary Disclosure	\$0		
<b>Total of Licensed</b>		\$72,732,980	1.0%	total licensed/total exports
C35	LVS	\$7,555	0.02%	
C36	GBS	\$89,504	0.3%	
C40	TMP	\$159,762	0.5%	
C41	RPL	\$2,314,635	6.7%	
C42	GOV	\$1,266,380	3.7%	
C44	TSU	\$14,511	0.04%	
C46	AVS	\$60,950	0.2%	
C50	ENC	\$30,540,812	88.6%	
<b>Total of License Exceptions</b>		\$34,454,109	0.5%	total license exceptions/total exports
			32.1%	total license exceptions/total subject to license requirement
<b>Total subject to license requirement (Licensed and License Exceptions)</b>		\$107,187,089	1.4%	total subject to license requirement/total exports
C33	NLR reporting an ECCN	\$209,344,002	2.8%	NLR reporting an ECCN/total exports
C60	NLR for 600-series .y subparagraph	\$998,740	0.01%	NLR for 600-series .y subparagraph/total exports
C63	NLR for 0A501 .y subparagraph Firearms	\$1,952,586	0.03%	NLR for 0A501 .y subparagraph firearms/total exports
<b>Total of NLR</b>		\$212,295,328	2.9%	total NLR with an ECCN/total export
<b>Exports not reporting an ECCN</b>		\$7,014,683,736	94.6%	

Source: U.S. Census Bureau, Foreign Trade Division and Automated Export System