



## Summary

In 2020, both U.S. exports to and imports from Germany decreased from 2019. In 2020, U.S. exports to Germany totaled \$57.8 billion, a 3.9% (\$2.3 billion) decrease from 2019; U.S. imports from Germany totaled \$115.1 billion, a 9.7% (\$12.4 billion) decrease; and the trade deficit was \$57.3 billion, a 14.9% (\$10.0 billion) decrease.

In 2020, the most traded commodity sectors of U.S. - Germany trade were Transportation Equipment, Machinery and Mechanical Appliances, and Chemicals, Plastics and Leather products.

In 2020, 4.0% of the total U.S. exports were shipped to Germany while 4.9% of total U.S. Imports were delivered from Germany.

In 2020, U.S. exported \$16.0 billion worth of Transportation Equipment to Germany, representing 8.4% of the total U.S. exports to the World of those commodities. U.S. exports of \$ 6.5 billion of Optical, Measuring, Medical or Other Instruments to Germany counted 7.6% of the total U.S. exports to the World of those commodities.

In 2020, the U.S. imported \$9.8 billion worth of Optical, Measuring, Medical or Other Instruments from Germany, representing 10.4% of the total U.S. imports of those commodities. U.S. imports of \$519.3 million of Arts and Antiques counted 9.9% of the total U.S. imports from the World of those commodities.

In 2020, \$205.3 million (0.4% of the total exports) was shipped under BIS licenses. The top ECCNs of licensed exports by value are similar with 2019. In 2020, the top ECCNs were 9A610 for Military aircrafts and related commodities; 7A103 for Instrumentation, navigation equipment and systems, and 9A515 for Spacecraft and related commodities.

In 2020, \$550.5 million (1.0% of the total exports) was shipped under BIS license exception authorization. The top ECCNs by value are similar with 2019. In 2020, the top ECCNs were 5A002 for Information security systems, equipment and "components"; 9A610 for Military aircrafts and related commodities, and 9A991 for Aircraft and gas turbine engines and "parts" and "components."

In 2020, BIS reviewed 1,333 license applications (not including deemed export applications) for tangible items, software and technology valued at \$3.7 billion for Germany. BIS has approved 1,113 (88.4% of the total applications) for \$3.5 billion. RWA totaled 153 at \$138.8 million; and there was one denial with a value of \$0.8 million.

The top approved ECCNs are 9A610 for Military aircraft and related commodities with 215 approvals, 0A606 for Ground vehicles and related commodities with 159 approvals, and 0A501 for Firearms with 121 approvals.

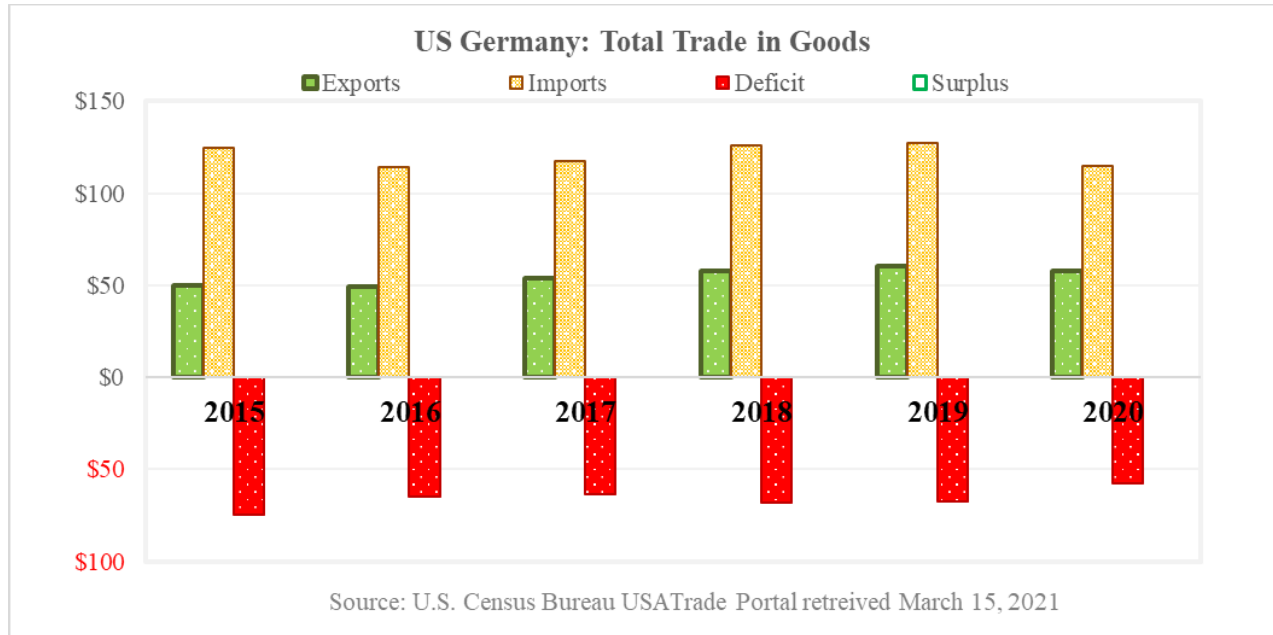
In 2020, BIS received 16 applications from German nationals for deemed exports and approved 12. There was four RWA and no denials.

In 2020, the average processing time for Germany is 19 days.



## I. Total U.S. Trade in Goods with Germany

In 2020, both U.S. exports to and imports from Germany decreased from 2019. In 2020, U.S. exports to Germany totaled \$57.8 billion, a 3.9% (\$2.3 billion) decrease from 2019; U.S. imports from Germany totaled \$115.1 billion, a 9.7% (\$12.4 billion) decrease; and the trade deficit was \$57.3 billion, a 14.9% (\$10.0 billion) decrease.



In 2020, the level of U.S. exports to Germany exceeded the prior five-year average level by value not adjusted for inflation; the U.S. imports from Germany below the prior five-year average level by value and the U.S. trade deficit with Germany is lower than the prior five-year average level by value.

	2015	2016	2017	2018	2019	2020	2015-2019 Average
<b>EXPORTS</b>	\$49,978.8	\$49,568.7	\$53,965.4	\$57,757.8	\$60,112.4	\$57,795.1	\$54,276.6
Δvalue	--	-\$410.1	\$4,396.7	\$3,792.4	\$2,354.6	-\$2,317.3	
Δpct	--	-0.8%	8.9%	7.0%	4.1%	-3.9%	
<b>IMPORTS</b>	\$124,887.8	\$114,092.5	\$117,539.2	\$125,783.7	\$127,507.3	\$115,120.1	\$121,962.1
Δvalue	--	-\$10,795.3	\$3,446.7	\$8,244.6	\$1,723.5	-\$12,387.2	
Δpct	--	-8.6%	3.0%	7.0%	1.4%	-9.7%	
<b>BALANCE</b>	(\$74,909.0)	(\$64,523.8)	(\$63,573.7)	(\$68,025.9)	(\$67,394.9)	(\$57,325.0)	(\$67,685.4)
Δvalue	--	\$10,385.2	\$950.0	(\$4,452.2)	\$631.0	\$10,069.9	
Δpct	--	-13.9%	-1.5%	7.0%	-0.9%	-14.9%	

Values in Millions of U.S. Dollars. Source: U.S. Census Bureau USATrade Portal March 15, 2021



In 2020, of \$57.8 billion in U.S. exports to Germany, the top commodity sectors were Transportation Equipment (27.7%), Chemicals, Plastics and Leather products (21.3%) and Machinery and Mechanical Appliances (18.2%).

In 2020, of \$115.1 billion in U.S. imports from Germany, the top commodity sectors were Machinery and Mechanical Appliances (27.0%), Chemicals, Plastics, and Leather products (27.6%), and Transportation Equipment (17.6%).

Imports from Germany by Sector	Germany Commodity Trade 2020	US exports to Germany by Sector
\$115,120,055,415	Total Value All Commodities	\$57,795,070,793
1.7%	Agriculture (Chapters 01-24)	2.4%
0.2%	Minerals (Chapters 25-27)	3.4%
27.6%	Chemicals, Plastics, Leather Products (Chapters 28-43)	21.3%
1.4%	Wood Products (Chapters 44-49)	0.9%
0.7%	Textiles and Footwear (Chapters 50-67)	0.5%
3.5%	Stone, Glass, & Semiprecious Metals (Chapters 68-71)	6.9%
4.3%	Base metals (Chapters 72-83)	2.6%
27.9%	Machinery & Mechanical Appliances (Chapters 84-85)	18.2%
17.6%	Transportation Equipment (Chapters 86-89)	27.7%
8.5%	Optical, Measuring, Medical or Other Instruments (Chapters 90-92)	11.3%
0.2%	Arms & Ammunition (Chapter 93)	0.1%
0.9%	Miscellaneous Manufactured Items (Chapters 94 -96)	0.6%
0.5%	Art & Antiques (Chapter 97)	1.0%
5.0%	Special Items (Chapters 98-99** Imports only 99)	3.2%

Source: U.S. Census Bureau USATrade Portal retrieved March 15, 2021

In 2020, 4.0% of the total U.S. exports were shipped to Germany while 4.9% of total U.S. Imports were delivered from Germany.

### Exports

In 2020, U.S. exported \$16.0 billion worth of Transportation Equipment to Germany, representing 8.4% of the total U.S. exports to the World of those commodities. U.S. exports of \$ 6.5 billion of Optical, Measuring, Medical or Other Instruments to Germany counted 7.6% of the total U.S. exports to the World of those commodities.

### Imports

In 2020, the U.S. imported \$9.8 billion worth of Optical, Measuring, Medical or Other Instruments from Germany, representing 10.4% of the total U.S. imports of those commodities. U.S. imports of \$519.3 million of Arts and Antiques counted 9.9% of the total U.S. imports from the World of those commodities.



## II. Exports to Germany subject to US Government Filing Requirements

In 2020, of the \$57.8 billion in U.S. exports to Germany:

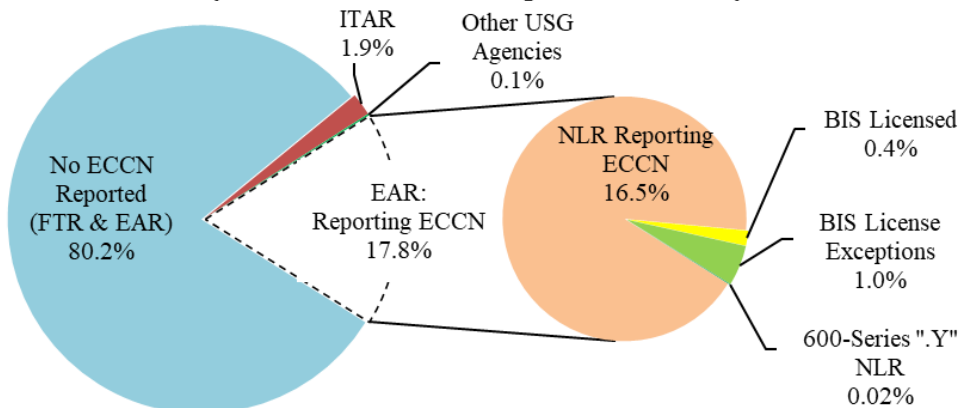
- 1.3% were subject to a BIS license requirement:
  - 0.36% were exported under a BIS license; Worldwide, 0.5% were exported under a BIS license.
  - 0.95% were exported under a BIS license exception; Worldwide, 1.0% were exported under a BIS license exception.
- 16.5% were exported under No License Required with an ECCN and NLR for 600-series .y items:
  - 16.5% were exported under No License Required with an ECCN; Worldwide, 10.7% were exported under No License Required with an ECCN.
  - 0.02% were exported under NLR for 600-series .y subparagraph items; Worldwide, 0.02% were exported under NLR for 600-series .y subparagraph items.
  - 0.001% were exported under NLR 0A501 .y subparagraph Firearm items; Worldwide, 0.001% were exported under NLR 0A501 .y subparagraph Firearm items.

Germany				
		2018	2019	2020
	<b>Department of State</b>	<b>\$2,043.1</b>	<b>\$1,115.4</b>	<b>\$1,079.5</b>
	<b>Other USG Agencies</b>	<b>\$231.4</b>	<b>\$196.1</b>	<b>\$76.5</b>
	<b>Department of Commerce</b>	<b>\$55,483.4</b>	<b>\$58,800.9</b>	<b>\$56,639.1</b>
	BIS Licensed	\$233.6	\$208.3	\$205.3
	BIS License Exceptions	\$900.7	\$662.4	\$550.5
	NLR reporting an ECCN	\$10,015.5	\$11,538.5	\$9,522.6
	NLR not reporting an ECCN	\$44,303.1	\$46,382.7	\$46,351.4
	NLR 600-Series ".y" subparagraph	\$30.6	\$9.1	\$8.9
	NLR 0A501 .y subparagraph Firearms	\$0.0	\$0.0	\$0.4

Values in Millions of U.S. Dollars. Source: Automated Export System March 1, 2021

Reasons for Control	Chemical and Biological Weapons			Nuclear Nonproliferation		National Security		Missile Tech	Regional Stability		Firearms Convention	Crime Control			Anti-Terrorism	
	CB:1	CB:2	CB:3	NP:1	NP:2	NS:1	NS:2	MT:1	RS:1	RS:2	FC:1	CC:1	CC:2	CC:3	AT:1	AT:2
Germany	X					X		X	X							

### Primary Jurisdiction of U.S. Exports to Germany in 2020

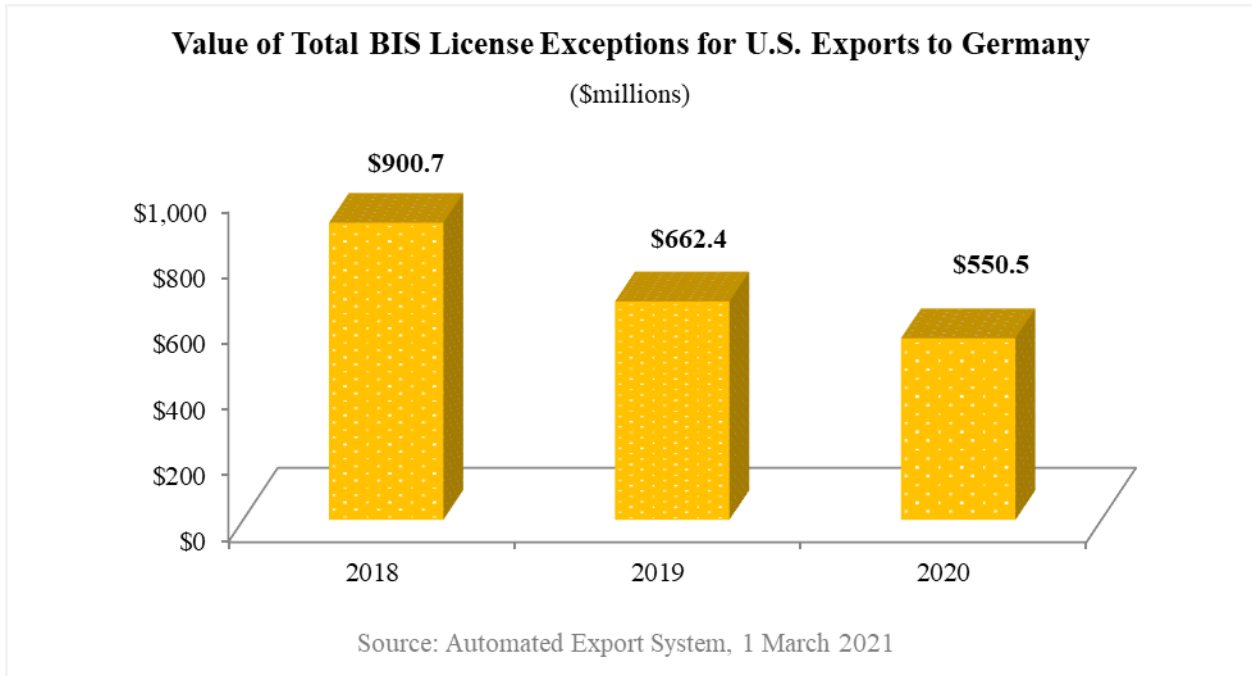


Source: Automated Export System March 1 2021

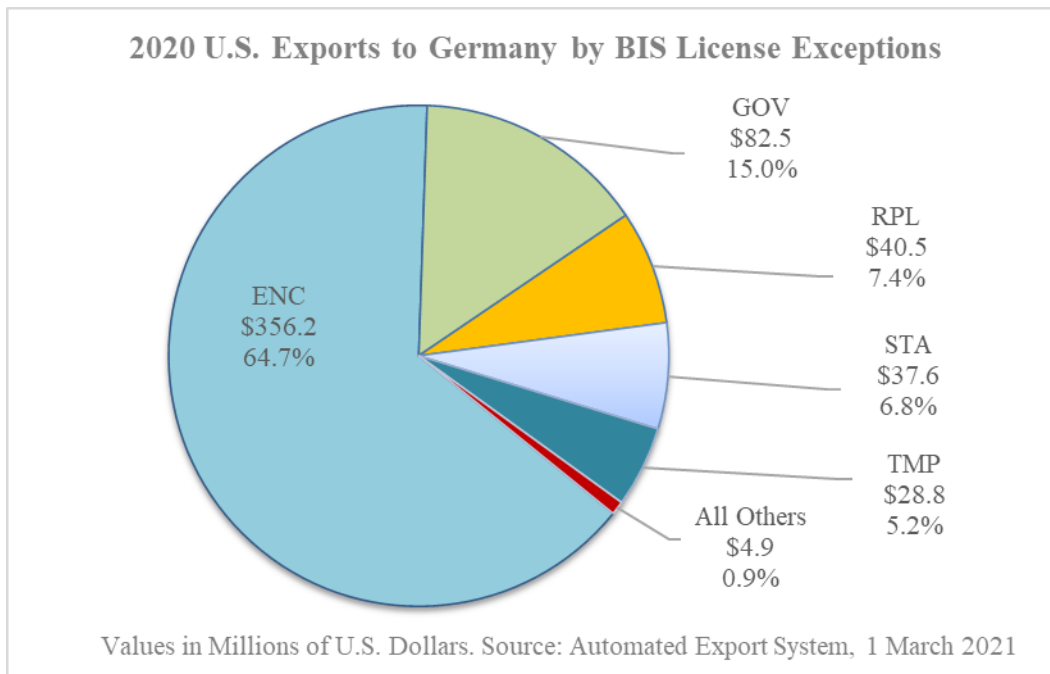


# US to Germany Export Trade Trends

In 2020, the U.S. exports to Germany shipped under a BIS license exception totaled \$550.5 million, a 16.9% (\$111.9 million) decrease from 2019.



In 2020, the top license exception Encryption Commodities, Software and Technology (ENC) totaled \$356.2 million (64.7% of all license exceptions), followed by Governments, International Organizations (GOV) at \$82.5 million (15.0%) and Servicing and Replacement of parts and equipment (RPL) at \$40.5 million (7.4%).



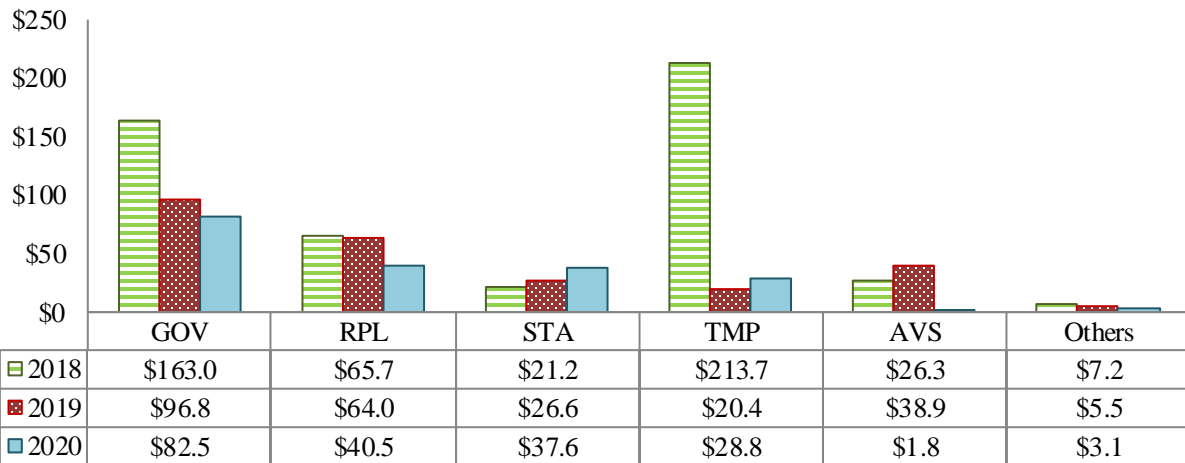


## U.S. Exports to Germany under BIS License Exception: Encryption Commodities & Software (\$millions)



Values in Millions of U.S. Dollars. Source: Automated Export System, 1 March 2021

## U.S. Exports to Germany under BIS License Exceptions (\$millions)



**NOTE: ENC: The BIS License Exception for Encryption is excluded from this chart**

Values in Millions of U.S. Dollars. Source: Automated Export System, 1 March 2021



## US Exports to Germany Trade Trends by Export Control Classification Number

Top Ten ECCNs by Value to Germany (\$millions)			
LICENSED	#1	9A610	Military Aircraft and Related Commodities
	#2	7A103	Instrumentation, Navigation Equip./Systems Not
	#3	9A515	Spacecraft and Related Commodities
	#4	7A003	Inertial Navigation Systems (Gimballed/Strapdown)
	#5	9A619	Military Gas Turbine Engines and Related Commodities
	#6	9A604	Commodities Related to Launch Vehicles, Missiles, Rockets, torpedoes,
	#7	3A611	Military Electronics
	#8	0A606	Ground Vehicles and Related Commodities
	#9	1C210	Fibrous/Filamentary Materials Not Controlled By 1C010.a, .b or .e, as
	#10	0A503	Discharge type arms; non-lethal or less-lethal grenades and projectile

Note: ECCN descriptions have been truncated: please review Commerce Control List for full description

Top Ten ECCNs by Value to Germany (\$millions)			
EXCEPTIONS	#1	5A002	Systems/Equip./Integrated Circuits for Info Sec
	#2	9A610	Military Aircraft and Related Commodities
	#3	9A991	Aircraft N.E.S. and Gas Turbine Engines not Controlled by 9A001 or 9A1
	#4	3A611	Military Electronics
	#5	9A515	Spacecraft and Related Commodities
	#6	5D002	“Software” as follows (see List of Items Controlled)
	#7	6A003	Cameras
	#8	No ECCN	No ECCN is required for License Exceptions TMP
	#9	9A619	Military Gas Turbine Engines and Related Commodities
	#10	8A609	Surface Vessels of War and Related Commodities

Note: ECCN descriptions have been truncated: please review Commerce Control List for full description

Top Ten ECCNs by Value to Germany (\$millions)			
NLR with ECCN	#1	9A991	Aircraft N.E.S. and Gas Turbine Engines not Controlled by 9A001 or 9A1
	#2	5A992	Equipment not controlled by 5A002 (see List of Items Controlled).
	#3	7A994	Other Navigation Direction Finding Equip. ... Not Controlled under 7A003
	#4	3B992	Equip. for the Inspection/Testing of Components not Controlled by 3B0
	#5	5A991	Telecommunication Equip. Not Controlled by 5A001
	#6	3A999	Specific Processing Equip., N.E.S.
	#7	3B991	Other Mfg/Test Equip. Not Controlled By 3B
	#8	3A991	Electronic Devices and Components
	#9	4A994	Computers Not Controlled By 4A001 or 4A003
	#10	3A992	General Purpose Electronic Equip. Not Controlled by 3A002

Note: ECCN descriptions have been truncated: please review Commerce Control List for full description



## US Exports to Germany Trade Trends by Export Control Classification Number

Top Ten ECCNs to Germany by Shipment Count	
LICENSED	#1 9A610 Military Aircraft and Related Commodities
	#2 0A501 Firearms (except 0A502 shotguns) and related commodities as follows (s
	#3 7A103 Instrumentation, Navigation Equip./Systems Not
	#4 0A606 Ground Vehicles and Related Commodities
	#5 3A611 Military Electronics
	#6 3A001 Electronic Components
	#7 9A619 Military Gas Turbine Engines and Related Commodities
	#8 9A604 Commodities Related to Launch Vehicles, Missiles, Rockets, torpedoes,
	#9 0A505 Ammunition as follows (see List of Items Controlled)
	#10 7A003 Inertial Navigation Systems (Gimballed/Strapdown)

Note: ECCN descriptions have been truncated: please review Commerce Control List for full description

Top Ten ECCNs to Germany by Shipment Count	
EXCEPTIONS	#1 5A002 Systems/Equip./Integrated Circuits for Info Sec
	#2 9A610 Military Aircraft and Related Commodities
	#3 9A991 Aircraft N.E.S. and Gas Turbine Engines not Controlled by 9A001 or 9A1
	#4 EAR99 Items subject to the EAR that are not elsewhere controlled
	#5 6A003 Cameras
	#6 3A611 Military Electronics
	#7 0A614 Military Training Equip.
	#8 5D002 "Software" as follows (see List of Items Controlled)
	#9 9A515 Spacecraft and Related Commodities
	#10 No ECCN is required for License Exceptions TMP

Note: ECCN descriptions have been truncated: please review Commerce Control List for full description

Top Ten ECCNs to Germany by Shipment Count	
NLR with ECCN	#1 9A991 Aircraft N.E.S. and Gas Turbine Engines not Controlled by 9A001 or 9A1
	#2 7A994 Other Navigation Direction Finding Equip. ... Not Controlled under 7A003
	#3 5A991 Telecommunication Equip. Not Controlled by 5A001
	#4 5A992 Equipment not controlled by 5A002 (see List of Items Controlled).
	#5 3A999 Specific Processing Equip., N.E.S.
	#6 3B991 Other Mfg/Test Equip. Not Controlled By 3B
	#7 3A992 General Purpose Electronic Equip. Not Controlled by 3A002
	#8 4A994 Computers Not Controlled By 4A001 or 4A003
	#9 2B999 Specific Processing Equip., N.E.S.
	#10 3A991 Electronic Devices and Components

Note: ECCN descriptions have been truncated: please review Commerce Control List for full description

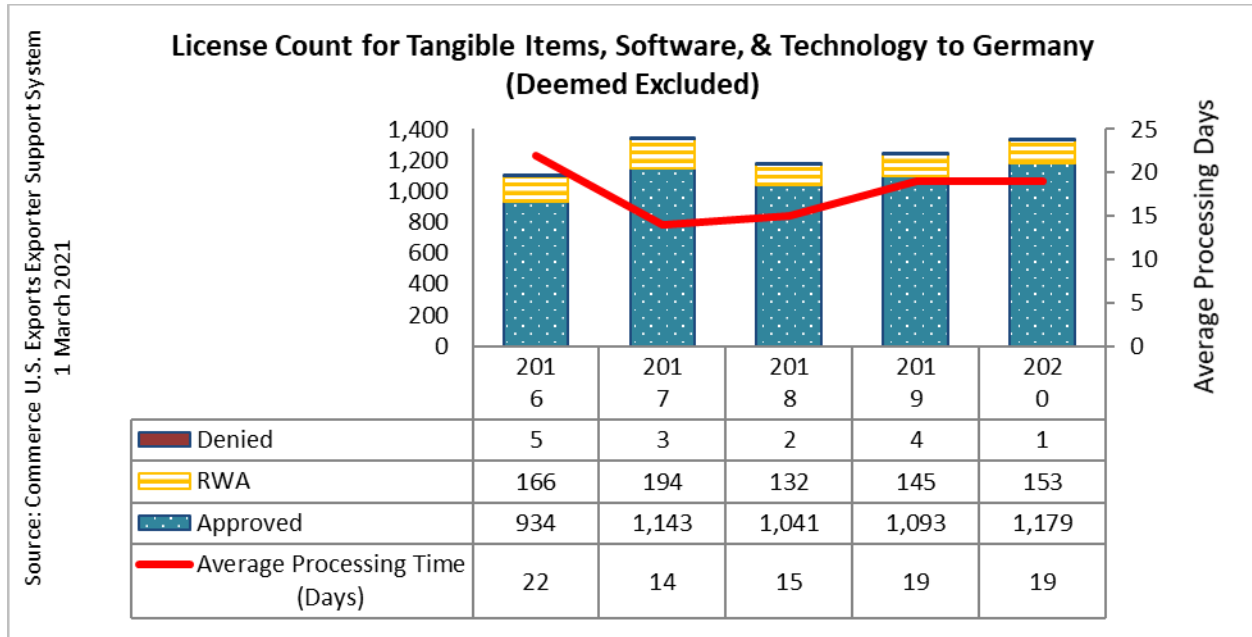




### III. BIS Licensing to Germany

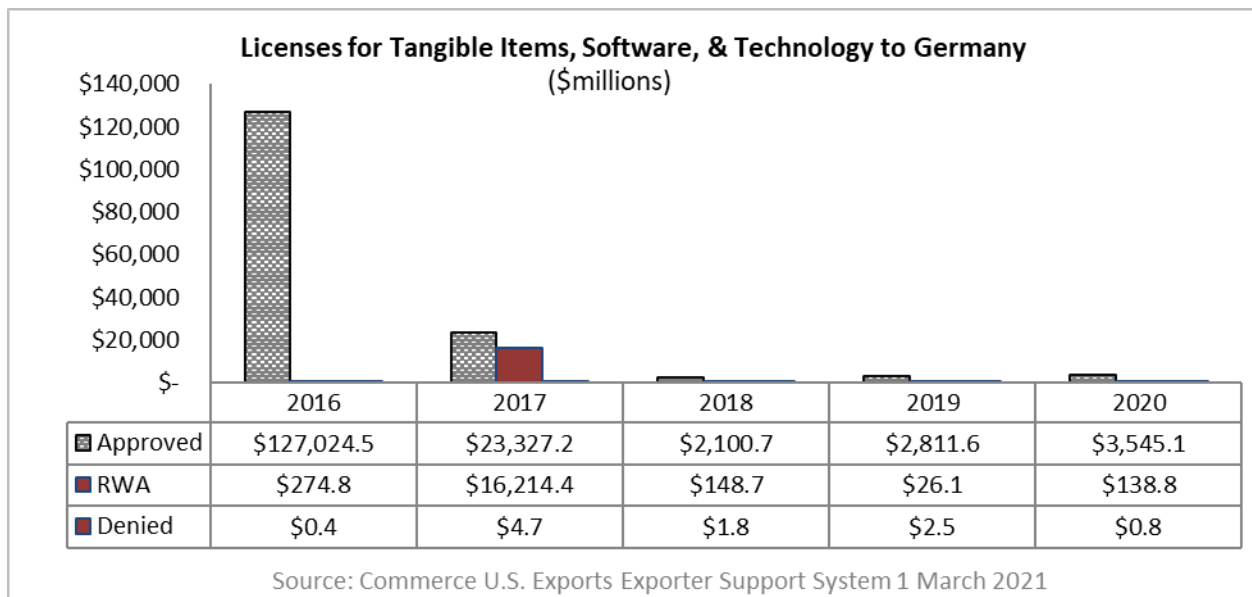
In 2020, BIS reviewed 1,333 export/re-export applications (not including deemed export applications) valued at \$3.7 billion for Germany, out of a total of 38,203 applications worldwide for tangible items, software and technology valued at \$219.4 billion.

– Approved applications for Germany totaled 1,113 (88.4% of the total applications) for \$3.5 billion, compared to the 32,996 (86.4%) approved applications for all destinations valued at \$120.5 billion.



In 2020, BIS reviewed 16 license applications from Germany nationals for Deemed Exports, compared to 1,216 applications worldwide.

– BIS approved 12 applications (75.0% of total applications), compared to 1,068 (87.8%) approved for all destinations. There were 4 RWA and no denials.





Top Ten Approved (with deemed) ECCNs to Germany by Count			2016	2017	2018	2019	2020	% of World Total 2020
<b>APPROVED</b>	#1	<b>9A610</b> Military Aircraft and Related Commodities	192	182	212	210	215	4.2%
	#2	<b>0A606</b> Ground Vehicles and Related Commodities	56	125	125	151	159	17.5%
	#3	<b>0A501</b> Firearms (except 0A502 shotguns) and related commo	0	0	0	0	121	2.3%
	#4	<b>3A611</b> Military Electronics	97	136	101	147	101	5.0%
	#5	<b>3A001</b> Electronic Components	74	93	105	119	96	7.8%
	#6	<b>9E610</b> Technology Required for the Development, Productio	51	57	58	62	57	4.3%
	#7	<b>9A604</b> Commodities Related to Launch Vehicles, Missiles,	67	81	65	34	51	12.1%
	#8	<b>1C351</b> Human and Animal Pathogens and toxins	30	41	30	37	46	5.1%
	#9	<b>9A619</b> Military Gas Turbine Engines and Related Commoditi	52	51	41	45	39	3.8%
	#10	<b>0A505</b> Ammunition as follows (see List of Items Controlle	0	0	0	0	37	2.7%

Source: Commerce U.S. Exports Exporter Support System 20 March 2021

Note: ECCN Descriptions have been truncated: please review Commerce Control List for Full Description

There was one denied license with two ECCNs.

<b>Denied</b>	Denied ECCN (with deemed) to Germany by Count		2020	% of World Total 2020
	#1	<b>3A001</b> Electronic Components	1	3.2%
	#2	<b>5A002</b> Systems/Equip./Integrated Circuits for Info Sec	1	12.5%

Source: Commerce U.S. Exports Exporter Support System 20 March 2020

Note: ECCN Descriptions have been truncated: please review Commerce Control List for Full Description

In 2020, the average processing days for Germany was 19 days.



# US Exports to Germany Summary

Summary of U.S. Exports to Germany Calendar Year 2020				
	CY2020	CY2019	% of Total Exports	Percentage Change from previous year
Total Exports	\$57,795,070,793	\$60,112,396,186		-3.9%
Total Subject to ITAR	\$1,079,535,799	\$1,115,383,521	<b>1.9%</b>	-3.2%
Subject to Other Gov. Agencies	\$76,472,542	\$196,078,688	<b>0.1%</b>	-61.0%
Detailed Summary of EAR-Controlled Exports				
AES License Type	Description	Value	Percentage of Total	Percentage Description
C30	Licenses	\$205,024,307	99.9%	
VDC	Voluntary Disclosure	\$234,310	0.1%	
<b>Total of Licensed</b>		\$205,258,617	<b>0.4%</b>	total licensed/total exports
C35	LVS	\$476,145	0.1%	
C36	GBS	\$1,184,819	0.2%	
C38	TSR	\$60,837	0.01%	
C40	TMP	\$28,815,628	5.2%	
C41	RPL	\$40,504,813	7.4%	
C42	GOV	\$82,505,773	15.0%	
C43	GFT	\$179,571	0.03%	
C44	TSU	\$1,113,183	0.2%	
C45	BAG	\$24,868	0.005%	
C46	AVS	\$1,771,029	0.3%	
C50	ENC	\$356,158,399	64.7%	
C53	APP	\$42,928	0.01%	
C59	STA	\$37,625,489	6.8%	
<b>Total of License Exceptions</b>		\$550,463,482	<b>1.0%</b>	total license exceptions/total exports
			72.8%	total license exceptions/total subject to license requirement
<b>Total subject to license requirement (Licensed and License Exceptions)</b>		\$755,722,099	<b>1.3%</b>	total subject to license requirement/total exports
C33	NLR reporting an ECCN	\$9,522,606,599	16.5%	NLR reporting an ECCN/total exports
C60	NLR for 600-series .y subparagraph	\$8,929,791	0.02%	NLR for 600-series .y subparagraph/total exports
C63	NLR for 0A501 .y subparagraph Firearms	\$362,751	0.001%	NLR for 0A501 .y subparagraph firearms/total exports
<b>Total of NLR</b>		\$9,531,899,141	<b>16.5%</b>	total NLR with an ECCN/total export
<b>Exports not reporting an ECCN</b>		\$46,351,441,212	<b>80.2%</b>	

Source: U.S. Census Bureau, Foreign Trade Division and Automated Export System