



Summary

In 2020, the U.S. exports to Brazil were \$35.0 billion, an 18.2% (\$7.8 billion) decrease from 2019; the U.S. imports from Brazil were \$23.3 billion, a 24.4% (\$7.5 billion) decrease; and the trade surplus with Brazil was \$11.7 billion, a 2.3% (\$273.6 million) decrease.

In 2020, 2.4% of the total U.S. exports of \$1.4 trillion to the World were exported to Brazil and 1.0% of the total U.S. Imports of \$2.3 trillion were imported from Brazil.

From 2019-2020, top two commodity sectors of the U.S. exports to Brazil declined in absolute values, but remained constant in the percentage of the global U.S. exports of those commodities. In 2020, the U.S. exports of minerals to Brazil declined from \$11.8 billion to \$9.2 billion. However, Brazil remained the 5.6% of the total U.S. exports to the World of those commodities. Likewise, U.S. exports of chemicals, plastics, and leather declined to from \$9.2 billion to \$8.6 billion, with Brazil still retaining a 3.6% share of global U.S. exports of those commodity.

In 2020, the U.S. imported \$2.6 billion worth of Wood Products from Brazil, representing 6.0% of the global U.S. imports of those commodities.

In 2020, the U.S. exports to Brazil shipped under a BIS license exception authorization totaled \$337.2 million, decreasing from \$409.1 million in 2019. Usage of the license exception authorization for Encryption Commodities & Software was \$316.6 million in 2020, a decrease from \$388.0 million in 2019.

In 2020, BIS reviewed 2,329 export/re-export license applications (not including deemed export applications) for tangible items, software and technology valued at \$1.7 billion for Brazil. License applications for Brazil counted 6.1% of the World total by license count. BIS approved 2,230 (95.7% of the total applications) for \$1.7 billion, RWA totaled 96 for \$18.0 million. There were 3 denials valued at \$1.4 million.

In 2020, BIS approved 7 applications from Brazilian nationals for deemed exports, 0.7% of all approved deemed exports applications. There were no RWA or denials for deemed export applications.

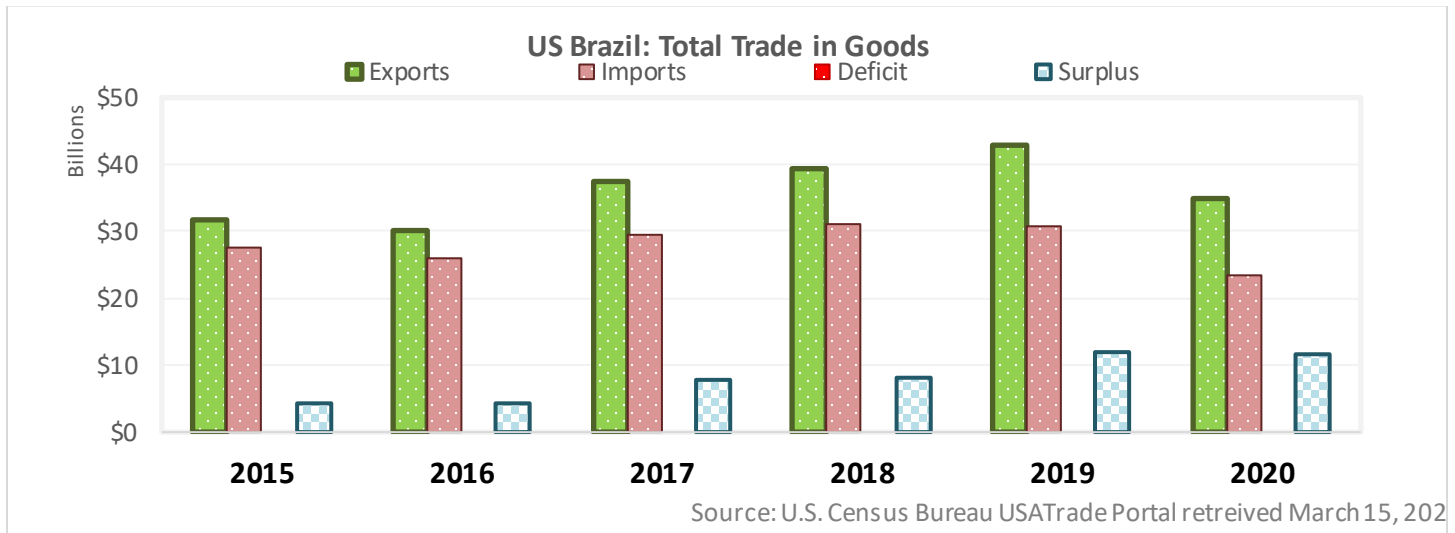
In 2020, the top approved ECCNs, including ECCNs for deemed exports, were 0A501 for firearms and related commodities with 1,148 approvals; 2B350 for chemical manufacturing facilities and equipment with 256 approvals; and 9A610 for military aircraft and related commodities with 197 approvals.

In 2020, the average processing time for Brazil was 20 days.



I. Total U.S. Trade in goods with Brazil

In 2020, U.S. exports to Brazil totaled \$35.0 billion, an 18.2% (\$7.8 billion) decrease from 2019; U.S. imports from Brazil totaled \$23.3 billion, a 24.4% (\$7.5 billion) decrease; and the trade surplus was \$11.7 billion, a 2.3% (\$273.6 million) decrease.



In 2020, the level of U.S. exports to Brazil and U.S. imports from Brazil did not exceed the prior five-year average level by value not adjusted for inflation. The U.S. trade surplus with Brazil is higher than the prior five-year average level by value not adjusted for inflation.

	2015	2016	2017	2018	2019	2020	2015-2019 Average
EXPORTS	\$31,640.5	\$30,193.3	\$37,330.7	\$39,408.6	\$42,853.0	\$35,046.9	\$36,285.2
Δvalue	--	-\$1,447.3	\$7,137.4	\$2,077.9	\$3,444.4	-\$7,806.1	
Δpct	--	-4.6%	23.6%	5.6%	8.7%	-18.2%	
IMPORTS	\$27,473.6	\$26,043.4	\$29,461.6	\$31,214.2	\$30,843.6	\$23,311.1	\$29,007.3
Δvalue	--	-\$1,430.2	\$3,418.2	\$1,752.6	-\$370.7	-\$7,532.4	
Δpct	--	-5.2%	13.1%	5.9%	-1.2%	-24.4%	
BALANCE	\$4,166.9	\$4,149.9	\$7,869.1	\$8,194.4	\$12,009.4	\$11,735.8	\$7,277.9
Δvalue	--	(\$17.0)	\$3,719.2	\$325.3	\$3,815.0	(\$273.6)	
Δpct	--	-0.4%	89.6%	4.1%	46.6%	-2.3%	

Values in Millions of U.S. Dollars. Source: U.S. Census Bureau USATrade Portal March 15, 2021



In 2020, of the \$35.0 billion in U.S. exports to Brazil, the top commodity sectors were Minerals (26.3%), Chemicals, Plastics and Leather products (24.5%), and Machinery and Mechanical Appliances (19.4%).

In 2020, of the \$23.3 billion in U.S. imports from Brazil, the top commodity sectors were Agricultural Goods (16.6%), Minerals (12.3%), and Base Metals (11.9%).

Imports from Brazil by Sector	Brazil Commodity Trade 2020	US exports to Brazil by Sector
\$23,311,105,859	Total Value All Commodities	\$35,046,884,792
16.6%	Agriculture (Chapters 01-24)	2.8%
12.3%	Minerals (Chapters 25-27)	26.3%
9.2%	Chemicals, Plastics, Leather Products (Chapters 28-43)	24.5%
11.3%	Wood Products (Chapters 44-49)	0.7%
1.0%	Textiles and Footwear (Chapters 50-67)	0.4%
5.2%	Stone, Glass, & Semiprecious Metals (Chapters 68-71)	1.2%
11.9%	Base metals (Chapters 72-83)	1.8%
11.2%	Machinery & Mechanical Appliances (Chapters 84-85)	19.4%
10.6%	Transportation Equipment (Chapters 86-89)	16.4%
0.8%	Optical, Measuring, Medical or Other Instruments (Chapters 90-92)	3.8%
0.8%	Arms & Ammunition (Chapter 93)	0.0%
1.5%	Miscellaneous Manufactured Items (Chapters 94 -96)	0.3%
0.2%	Art & Antiques (Chapter 97)	0.2%
7.6%	Special Items (Chapters 98-99** Imports only 99)	2.1%

Source: U.S. Census Bureau USATrade Portal retrieved March 15, 2021

In 2020, **2.4%** of the total U.S. exports were shipped to Brazil while **1.0%** of total U.S. Imports were delivered from Brazil.

Exports

In 2020, the U.S. exported \$9.2 billion worth of minerals to Brazil, representing 5.6% of the total U.S. exports to the World of those commodities; and the U.S. exports of \$8.6 billion worth of Chemicals, Plastics, and Leather products represented 3.6% of the total U.S. exports of those commodities.

Imports

In 2020, the U.S. imported \$2.6 billion worth of Wood Products from Brazil, representing 6.0% of the global U.S. imports of those commodities.



II. U.S. Exports to Brazil subject to U.S. Government Filing Requirements

In 2020, of the \$35.0 billion in U.S. exports to Brazil:

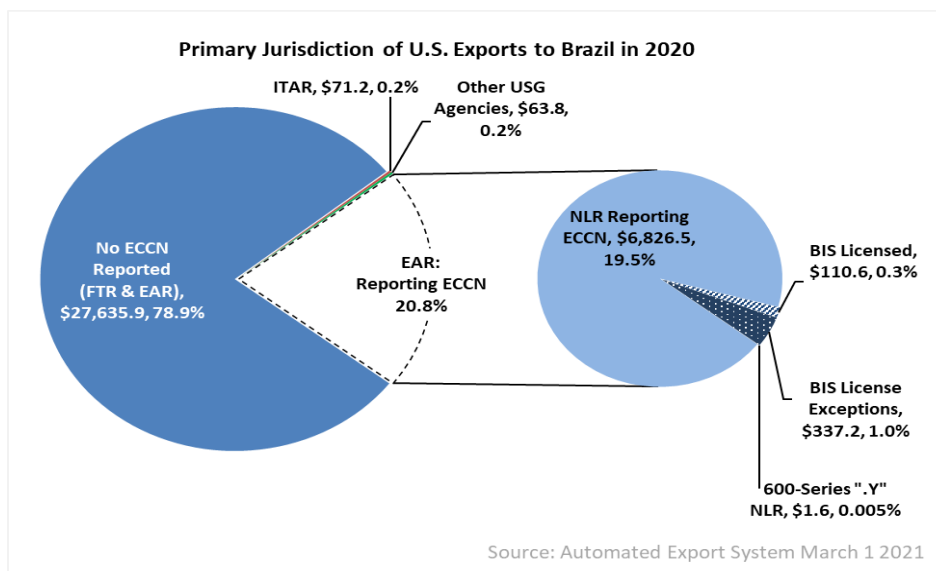
- 1.3% were subject to a BIS license requirement.
 - 0.3% were exported under a BIS license. Worldwide, 0.5% were exported under a BIS license.
 - 1.0% were exported under a BIS license exception. Worldwide, 1.0% were exported under a BIS license exception.
- 19.5% were exported under No License Required with an ECCN; Worldwide, 10.7% were exported under NLR with an ECCN reported.
 - 0.005% were exported under NLR for 600-series .y subparagraph items. Worldwide, 0.02% were exported under NLR 600-series .y subparagraph items.
 - 0.000004% were exported under NLR for 0A501 .y subparagraph Firearms items; Worldwide, 0.001% were exported under NLR for 0A501 .y subparagraph Firearms items.

Brazil				
		2018	2019	2020
	Department of State	\$345.4	\$214.6	\$71.2
	Other USG Agencies	\$49.6	\$45.5	\$63.8
	Department of Commerce	\$39,013.6	\$42,592.9	\$34,911.9
	BIS Licensed	\$123.5	\$144.6	\$110.6
	BIS License Exceptions	\$319.1	\$409.1	\$337.2
	NLR reporting an ECCN	\$7,864.7	\$8,838.8	\$6,826.5
	NLR not reporting an ECCN	\$30,704.5	\$33,198.4	\$27,635.9
	600-Series ".Y" Paragraph NLR	\$1.8	\$2.1	\$1.6
	YFA ".Y" Firearms	\$0.0	\$0.0	\$0.01

Values in Millions of U.S. Dollars. Source: Automated Export System March 1, 2021

Reasons for Control	Chemical and Biological Weapons			Nuclear Nonproliferation		National Security		Missile Tech	Regional Stability		Firearms Convention	Crime Control			Anti-Terrorism	
	CB:1	CB:2	CB:3	NP:1	NP:2	NS:1	NS:2	MT:1	RS:1	RS:2	FC:1	CC:1	CC:2	CC:3	AT:1	AT:2
Brazil	X	X				X	X	X	X	X	X	X		X		

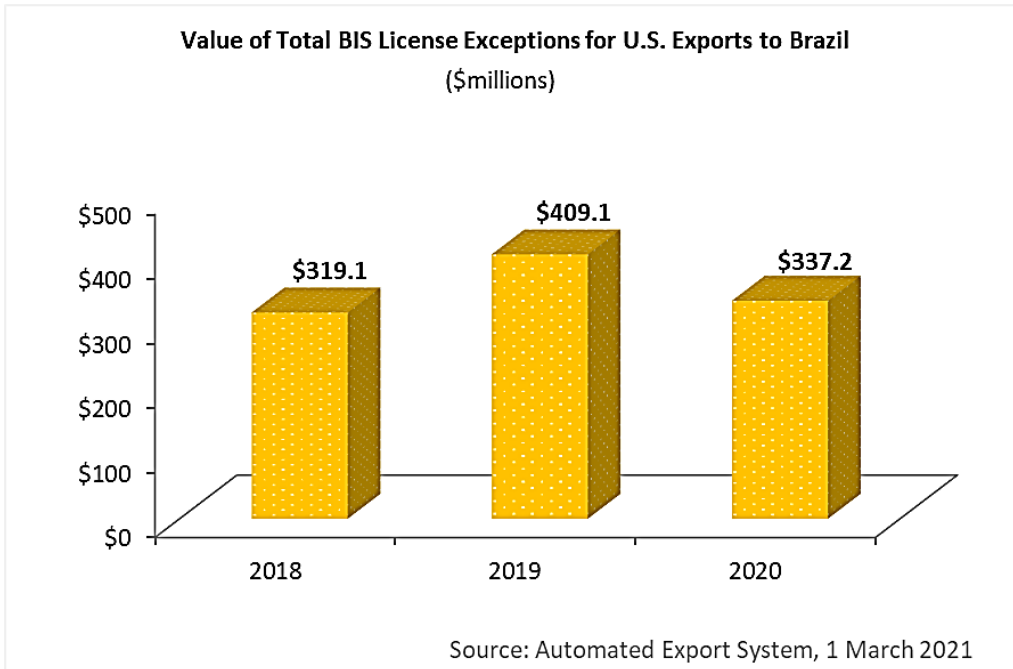
CFR 15 Part 738 Supplement 1



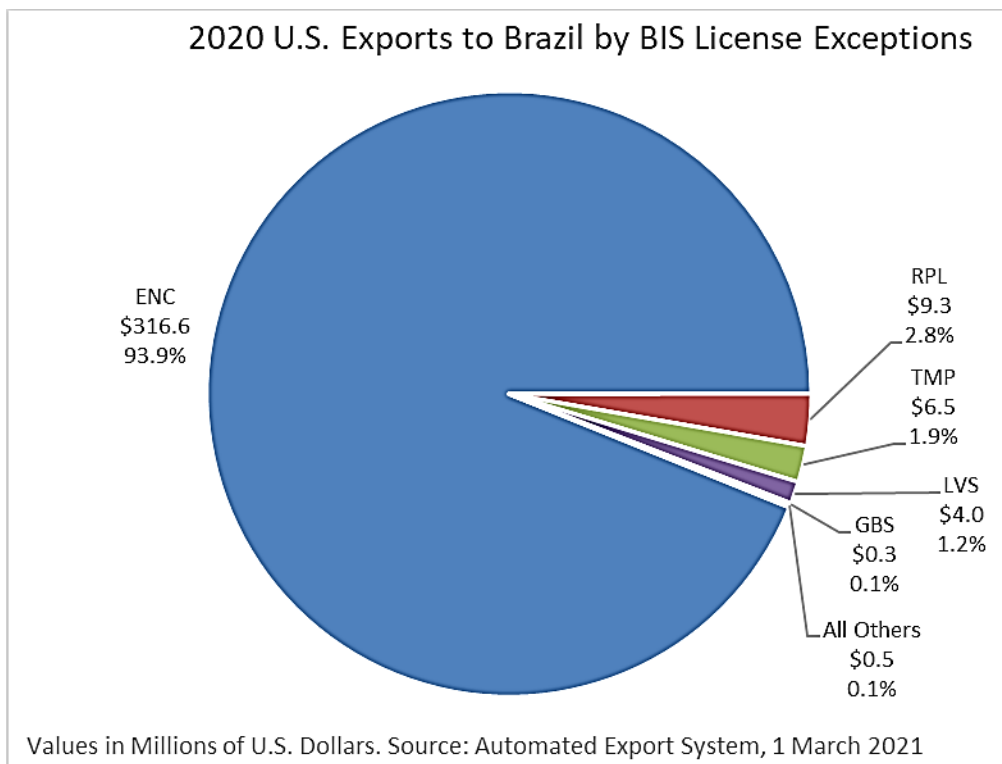


U.S. Exports to Brazil

In 2020, U.S. exports to Brazil shipped under a BIS license exception totaled \$337.2 million, a 17.6% (\$71.8 million) decrease from 2019.





In 2020, the top license exception Encryption Commodities, Software and Technology (ENC) totaled \$316.6 million (93.9% of all license exceptions).





U.S. Exports to Brazil

In 2020, U.S. exports to Brazil shipped under a BIS license exception: Encryption Commodities & Software totaled \$316.6 million, a 18.4% (\$71.3 million) increase from 2019.





Top Ten ECCNs by Value to Brazil (\$millions)		
LICENSED	#1	9A610 Military Aircraft and Related Commodities
	#2	9A619 Military Gas Turbine Engines and Related Commodities
	#3	2B352 Equip. for Handling Biological Materials
	#4	0A501 Firearms (except 0A502 shotguns) and related commodities as follows (s
	#5	5A002 Systems/Equip./Integrated Circuits for Info Sec
	#6	1C350 Chemicals, Precursors for toxic Chemical Agents
	#7	7A103 Instrumentation, Navigation Equip./Systems Not
	#8	8A001 Submersible Vehicles Or Surface Vessels
	#9	9A515 Spacecraft and Related Commodities
	#10	0B505 Test, inspection, and production "equipment" and related commodities..

Note: ECCN descriptions have been truncated: please review Commerce Control List for full description

Top Ten ECCNs by Value to Brazil (\$millions)		
EXCEPTIONS	#1	5A002 Systems/Equip./Integrated Circuits for Info Sec
	#2	9A610 Military Aircraft and Related Commodities
	#3	7A103 Instrumentation, Navigation Equip./Systems Not
	#4	EAR99 Items subject to the EAR that are not elsewhere controlled
	#5	5D002 "Software" as follows (see List of Items Controlled)
	#6	9A991 Aircraft N.E.S. and Gas Turbine Engines not Controlled by 9A001 or 9A1
	#7	7A994 Other Navigation Direction Finding Equip. ... Not Controlled under 7A003
	#8	No ECCN No ECCN is required for License Exceptions TMP*
	#9	3A611 Military Electronics
	#10	1A006 Disposal of Improvised Explosive Devices

Note: ECCN descriptions have been truncated: please review Commerce Control List for full description

Top Ten ECCNs by Value to Brazil (\$millions)		
NLR with ECCN	#1	9A991 Aircraft N.E.S. and Gas Turbine Engines not Controlled by 9A001 or 9A1
	#2	5A992 Equipment not controlled by 5A002 (see List of Items Controlled).
	#3	5A991 Telecommunication Equip. Not Controlled by 5A001
	#4	2B999 Specific Processing Equip., N.E.S.
	#5	7A994 Other Navigation Direction Finding Equip. ... Not Controlled under 7A003
	#6	1C990 Fibrous and Filamentary Materials, Not Controlled By 1C010 Or 1C210, f
	#7	4A994 Computers Not Controlled By 4A001 or 4A003
	#8	3A999 Specific Processing Equip., N.E.S.
	#9	8A992 Vessels, Marine Systems or Equip. not Controlled by 8A001 or 8A002...
	#10	3A991 Electronic Devices and Components

Note: ECCN descriptions have been truncated: please review Commerce Control List for full description



Top Ten ECCNs to Brazil by Shipment Count		
LICENSED	#1	0A501 Firearms (except 0A502 shotguns) and related commodities as follows (s
	#2	9A610 Military Aircraft and Related Commodities
	#3	2B350 Chemical Manufacturing Facilities and Equip.
	#4	1C350 Chemicals, Precursors for toxic Chemical Agents
	#5	0A504 Optical sighting devices for firearms (including shotguns controlled b
	#6	0A505 Ammunition as follows (see List of Items Controlled)
	#7	7A103 Instrumentation, Navigation Equip./Systems Not
	#8	0A502 Shotguns; shotguns "parts" and "components," consisting of complete tr
	#9	1C351 Human and Animal Pathogens and toxins
	#10	5A002 Systems/Equip./Integrated Circuits for Info Sec

Note: ECCN descriptions have been truncated: please review Commerce Control List for full description

Top Ten ECCNs to Brazil by Shipment Count		
EXCEPTIONS	#1	5A002 Systems/Equip./Integrated Circuits for Info Sec
	#2	0A501 Firearms (except 0A502 shotguns) and related commodities as follows (s
	#3	9A610 Military Aircraft and Related Commodities
	#4	7A103 Instrumentation, Navigation Equip./Systems Not
	#5	5D002 "Software" as follows (see List of Items Controlled)
	#6	EAR99 Items subject to the EAR that are not elsewhere controlled
	#7	9A991 Aircraft N.E.S. and Gas Turbine Engines not Controlled by 9A001 or 9A1
	#8	No ECCN No ECCN is required for License Exceptions TMP*
	#9	1C006 Fluids and Lubricating Materials
	#10	3A001 Electronic Components

Note: ECCN descriptions have been truncated: please review Commerce Control List for full description

Top Ten ECCNs to Brazil by Shipment Count		
NLR with ECCN	#1	9A991 Aircraft N.E.S. and Gas Turbine Engines not Controlled by 9A001 or 9A1
	#2	5A992 Equipment not controlled by 5A002 (see List of Items Controlled).
	#3	5A991 Telecommunication Equip. Not Controlled by 5A001
	#4	7A994 Other Navigation Direction Finding Equip. ... Not Controlled under 7A003
	#5	4A994 Computers Not Controlled By 4A001 or 4A003
	#6	3A999 Specific Processing Equip., N.E.S.
	#7	3A991 Electronic Devices and Components
	#8	1A995 Protective and Detection Equip.
	#9	8A992 Vessels, Marine Systems or Equip. not Controlled by 8A001 or 8A002...
	#10	2B999 Specific Processing Equip., N.E.S.

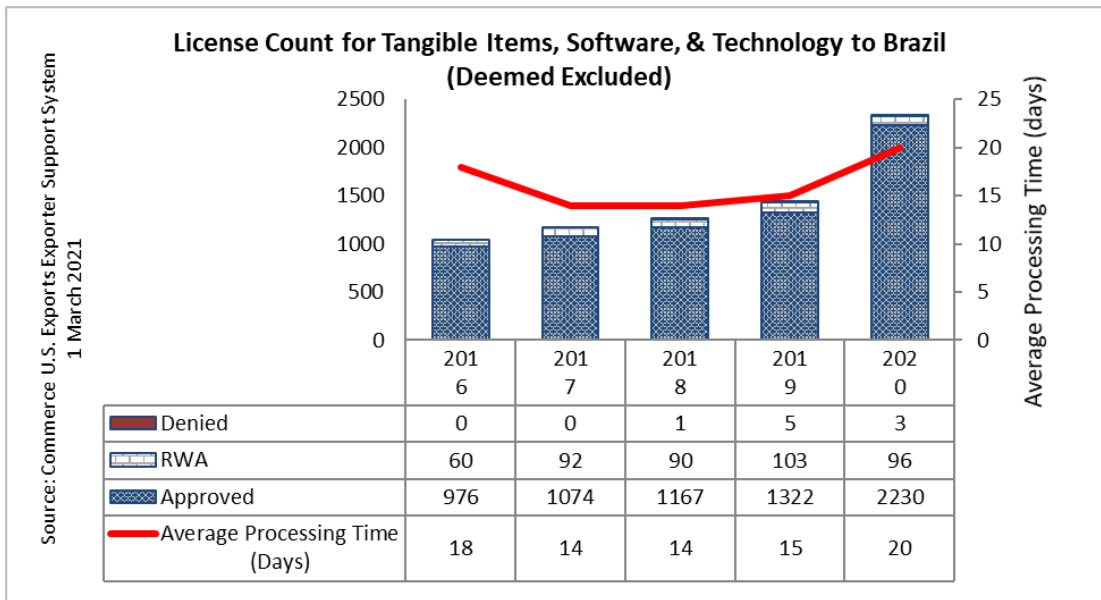
Note: ECCN descriptions have been truncated: please review Commerce Control List for full description



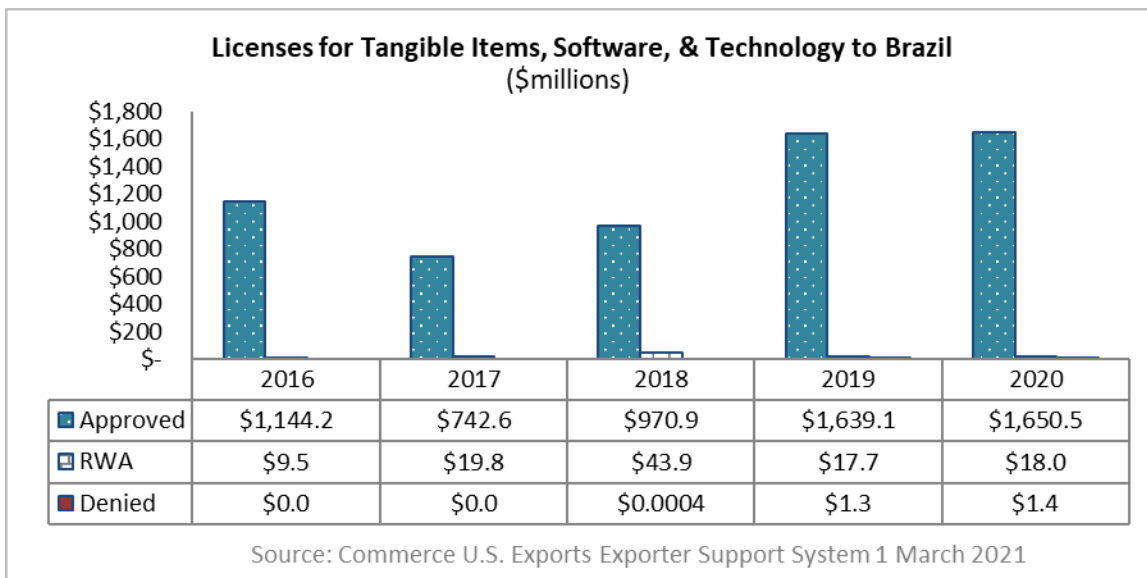
III. BIS Licensing to Brazil

In 2020, BIS reviewed 2,329 export/re-export applications (not including deemed export applications) valued at \$1.7 billion for Brazil, out of a total of 38,203 applications worldwide for tangible items, software and technology valued at \$219.4 billion.

– Approved applications for Brazil totaled 2,230 (95.7% of the total applications) for \$1.7 billion, compared to 32,996 (86.4%) approved applications for all destinations valued at \$120.5 billion.



In 2020, BIS approved 7 applications (100% of total applications) for Deemed Exports from Brazilian nationals, compared to the 1,068 (87.8%) approved for all destinations. In the last five years, there were no denials for Deemed Export applications from Brazilian nationals.





Top Ten Approved (with deemed) ECCNs to Brazil by Count			2016	2017	2018	2019	2020	% of World Total 2020
APPROVED	#1	0A501 Firearms (except 0A502 shotguns) and related comm	0	0	0	0	1,148	21.8%
	#2	2B350 Chemical Manufacturing Facilities and Equip.	193	250	246	267	256	12.1%
	#3	9A610 Military Aircraft and Related Commodities	200	189	207	192	197	3.9%
	#4	0A504 Optical sighting devices for firearms (including s	0	0	0	0	154	15.1%
	#5	0A502 Shotguns; shotguns "parts" and "components," consi	0	0	0	0	145	20.2%
	#6	1C351 Human and Animal Pathogens and toxins	68	48	85	96	62	6.9%
	#7	0A505 Ammunition as follows (see List of Items Controlle	0	0	0	0	52	3.8%
	#8	0A987 Optical Sighting Devices for Firearms	66	105	146	235	52	24.4%
	#9	6A003 Cameras	24	29	25	38	39	3.4%
	#10	9E610 Technology Required for the Development, Productio	57	32	56	46	37	2.8%

Source: Commerce U.S. Exports Exporter Support System 20 March 2020

Top Denied (with Deemed) ECCNs to Brazil by Count			2020	% of World Total 2020
#1	1C111 Propellants and Constituent Chemicals, for Propellants, Other Than Tho		2	100.0%
#2	0A504 Optical sighting devices for firearms (including shotguns controlled b		1	16.7%

Source: Commerce U.S. Exports Exporter Support System 20 March 2020

Note: ECCN Descriptions have been truncated: please review Commerce Control List for Full Description



Summary of U.S. Exports to Brazil Calendar Year 2020

Summary of U.S. Exports to Brazil Calendar Year 2020				
	CY2020	CY2019	% of Total Exports	Percentage Change from previous year
Total Exports	\$35,046,884,792	\$42,852,959,932		-18.2%
Total Subject to ITAR	\$71,167,526	\$214,563,384	0.2%	-66.8%
Subject to Other Gov. Agencies	\$63,807,900	\$45,496,079	0.2%	40.2%
Detailed Summary of EAR-Controlled Exports				
AES License Type	Description	Value	Percentage of Total	Percentage Description
C30	Licenses	\$110,584,251	100.0%	
Total of Licensed		\$110,584,251	0.3%	total licensed/total exports
C35	LVS	\$3,978,892	1.2%	
C36	GBS	\$322,933	0.1%	
C40	TMP	\$6,543,526	1.9%	
C41	RPL	\$9,323,194	2.8%	
C42	GOV	\$73,749	0.02%	
C44	TSU	\$262,246	0.1%	
C46	AVS	\$122,556	0.04%	
C50	ENC	\$316,617,564	93.9%	
C53	APP	\$3,799	0.001%	
Total of License Exceptions		\$337,248,459	1.0%	total license exceptions/total exports
			75.3%	total license exceptions/total subject to license requirement
Total subject to license requirement (Licensed and License Exceptions)		\$447,832,710	1.3%	total subject to license requirement/total exports
C33	NLR reporting an ECCN	\$6,826,517,909	19.5%	NLR reporting an ECCN/total exports
C60	NLR for 600-series .y subparagraph	\$1,618,996	0.005%	NLR for 600-series .y subparagraph/total exports
C63	NLR for 0A501 .y subparagraph Firearms	\$12,962	0.00004%	NLR for 0A501 .y subparagraph firearms/total exports
Total of NLR		\$6,828,149,867	19.5%	total NLR with an ECCN/total export
Exports not reporting an ECCN		\$27,635,926,789	78.9%	

Source: U.S. Census Bureau, Foreign Trade Division and Automated Export System