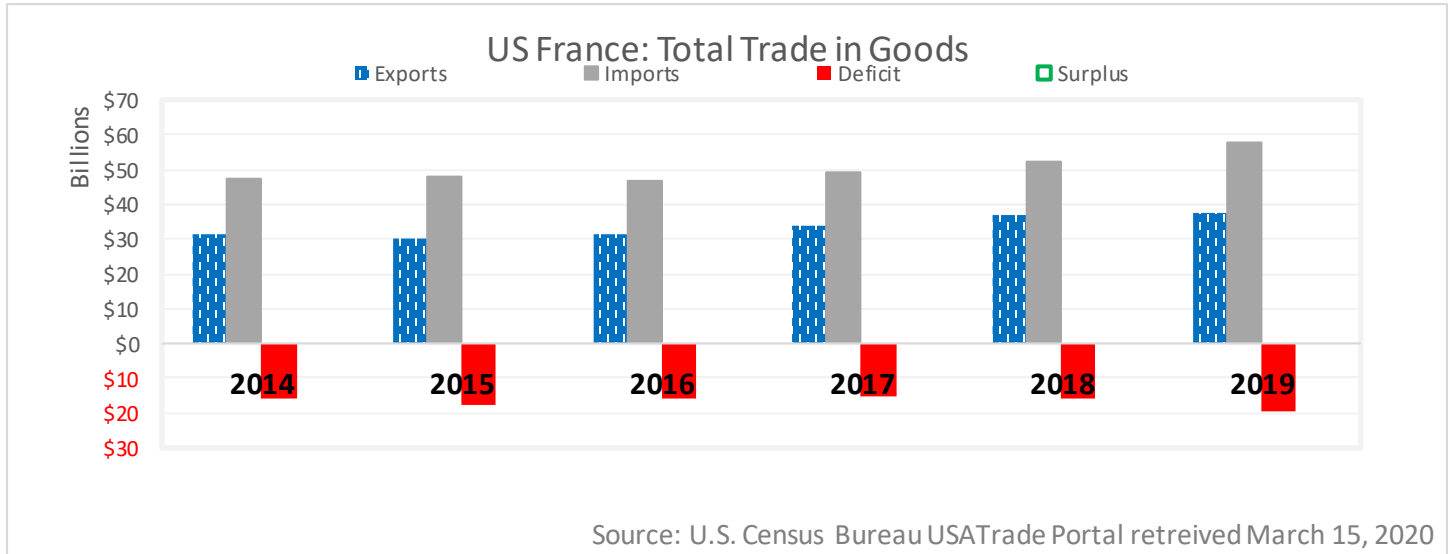




I. Total U.S. Trade in goods with France

In 2019, U.S. exports to France totaled \$37.7 billion, an 3.2% (\$1.2 billion) increase from 2018; U.S. imports from France totaled \$57.4 billion, a 9.6% (\$5.0 billion) increase; and the trade deficit was \$19.7 billion, a 24.4% (\$3.9 billion) increase.



In 2019, the level of U.S. exports to, and the level of U.S. imports from France exceeded the five-year average level by value. The U.S. maintains a trade deficit with France.

	2014	2015	2016	2017	2018	2019	2014-2018 Average
EXPORTS	\$31,289.5	\$30,026.3	\$31,148.4	\$33,595.3	\$36,616.9	\$37,770.9	\$32,535.3
<i>Δvalue</i>	--	-\$1,263.2	\$1,122.1	\$2,446.9	\$3,021.6	\$1,154.0	
<i>Δpct</i>	--	-4.0%	3.7%	7.9%	9.0%	3.2%	
IMPORTS	\$47,105.4	\$47,808.8	\$46,708.6	\$48,912.1	\$52,431.8	\$57,449.4	\$48,593.3
<i>Δvalue</i>	--	\$703.4	-\$1,100.1	\$2,203.5	\$3,519.7	\$5,017.7	
<i>Δpct</i>	--	1.5%	-2.3%	4.7%	7.2%	9.6%	
BALANCE	(\$15,815.9)	(\$17,782.5)	(\$15,560.3)	(\$15,316.8)	(\$15,814.9)	(\$19,678.5)	(\$16,058.1)
<i>Δvalue</i>	--	(\$1,966.6)	\$2,222.2	\$243.5	(\$498.1)	(\$3,863.6)	
<i>Δpct</i>	--	12.4%	-12.5%	-1.6%	3.3%	24.4%	

Values in Millions of U.S. Dollars. Source: U.S. Census Bureau USATrade Portal March 15, 2020



In 2019, of the \$37.7 billion in U.S. exports to France, the top commodity sectors were Transportation Equipment (38.6%), Machinery and Mechanical Appliances (14.8%) and Chemicals, Plastics, Leather products (13.5%).

In 2019, of the \$57.4 billion in U.S. imports from France, the top commodity sectors were Machinery and Mechanical Appliances (26.7%), Chemicals, Plastics, Leather products (18.8%), and Transportation Equipment (14.2%).

Imports from France by Sector	France Commodity Trade 2019	US exports to France by Sector
\$57,449,448,129	Total Value All Commodities	\$37,770,912,378
11.2%	Agriculture (Chapters 01-24)	1.9%
1.6%	Minerals (Chapters 25-27)	10.4%
18.8%	Chemicals, Plastics, Leather (Chapters 28-43)	13.5%
1.1%	Wood Products (Chapters 44-49)	0.5%
0.8%	Textiles and Footwear (Chapters 50-67)	0.4%
2.7%	Stone, Glass, & Semiprecious Metals (Chapters 68-71)	2.3%
2.7%	Base metals (Chapters 72-83)	4.8%
26.7%	Machinery (Chapters 84-85)	14.8%
14.2%	Transportation (Chapters 86-89)	38.6%
4.6%	Optical, Measuring, Medical or Other Instruments (Chapters 90-92)	5.8%
0.0%	Arms & Ammunition (Chapter 93)	0.1%
1.2%	Miscellaneous Manufactured Items (Chapters 94 -96)	0.6%
5.7%	Art & Antiques (Chapter 97)	3.0%
8.9%	Special Items (Chapters 98-99** Imports only 99)	3.3%

Source: U.S. Census Bureau USATrade Portal retrieved February 10, 2018

In 2019, **2.3%** of total **U.S. exports** were shipped to France while **2.3%** of total **U.S. Imports** were delivered from France.

France maintains a large share in Art & Antiques trade with the United States. In 2019, the U.S. exported \$1.1 billion worth of Art & Antiques to France, representing 8.7% of the total U.S. exports to the World of those commodities; and the U.S. imported \$3.3 billion worth of Art & Antiques from France, representing 27.7% of the total U.S. imports of those commodities.



II. U.S. Exports to France subject to U.S. Government Filing Requirements

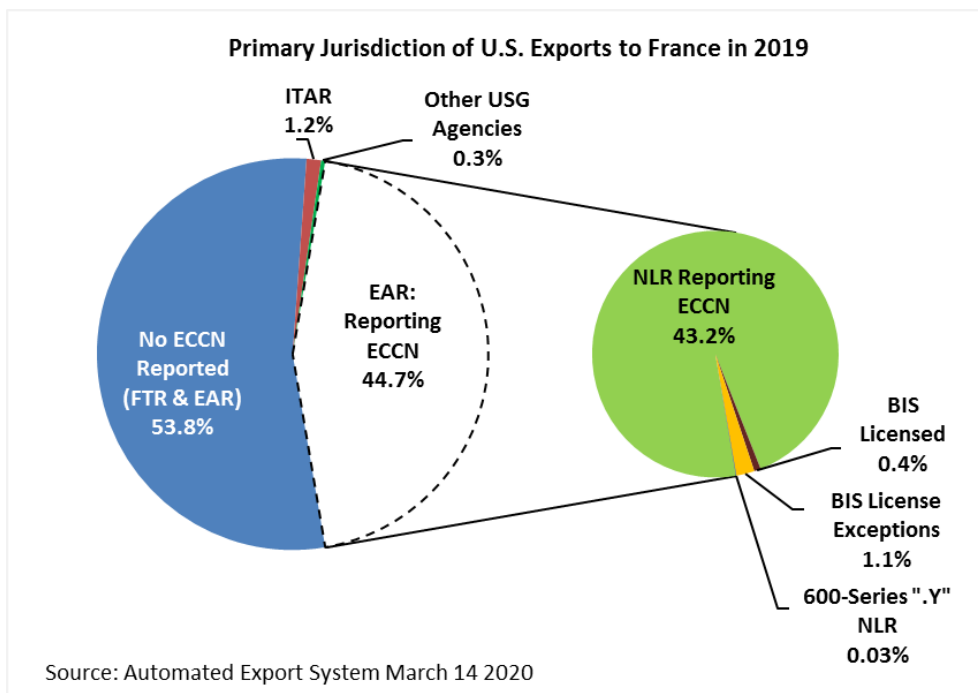
In 2019, of the \$37.7 billion in U.S. exports to France:

- 1.5% were subject to a BIS license requirement.
 - 0.4% were exported under a BIS license; Worldwide, 0.4% were exported under a BIS license.
 - 1.1% were exported under a BIS license exception; Worldwide, 1.0% were exported under a BIS license exception.
- 43.2% were exported under No License Required (NLR) with an ECCN; Worldwide, 12.1% were exported under No License Required with an ECCN.
- 0.03% were exported under NLR for .y 600-series items; Worldwide, 0.02% were exported under NLR for .y 600-series items.

		France		
		2017	2018	2019
	Department of State	\$860.7	\$453.7	\$452.2
	Other USG Agencies	\$110.4	\$103.8	\$125.8
	Department of Commerce	\$32,624.3	\$36,059.3	\$37,192.9
	BIS Licensed	\$173.6	\$175.8	\$146.8
	BIS License Exceptions	\$1,173.0	\$617.2	\$401.8
	NLR reporting an ECCN	\$20,336.6	\$16,973.7	\$16,313.5
	NLR not reporting an ECCN	\$10,935.7	\$18,284.8	\$20,319.6
	600-Series ".Y" Paragraph N	\$5.3	\$7.7	\$11.2

Values in Millions of U.S. Dollars. Source: Automated Export System April 1, 2020

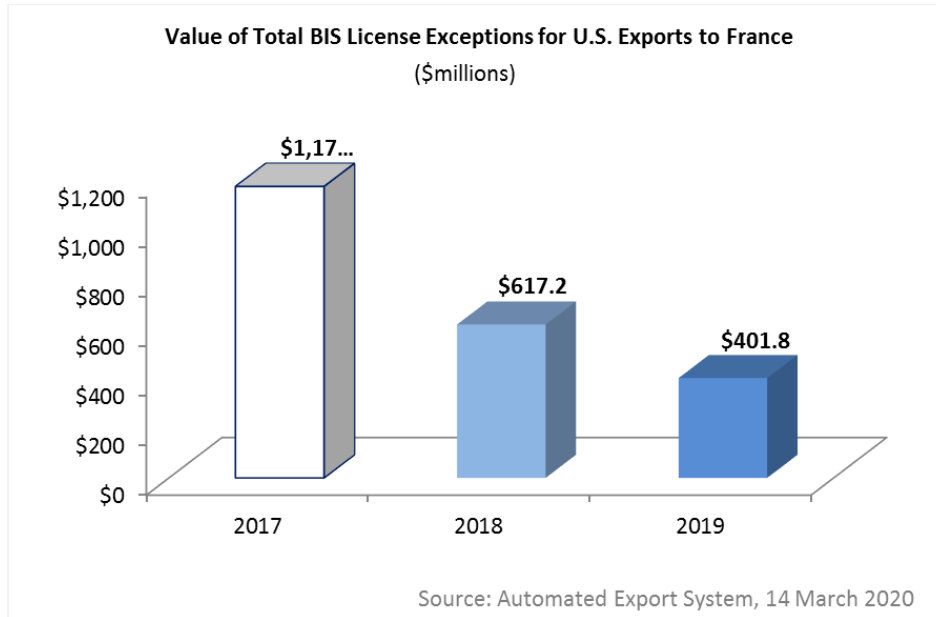
Reasons for Control	Chemical and Biological Weapons			Nuclear Nonproliferation		National Security		Missile Tech	Regional Stability		Firearms Convention	Crime Control			Anti-Terrorism	
	CB:1	CB:2	CB:3	NP:1	NP:2	NS:1	NS:2	MT:1	RS:1	RS:2	FC:1	CC:1	CC:2	CC:3	AT:1	AT:2
France	X					X		X	X							



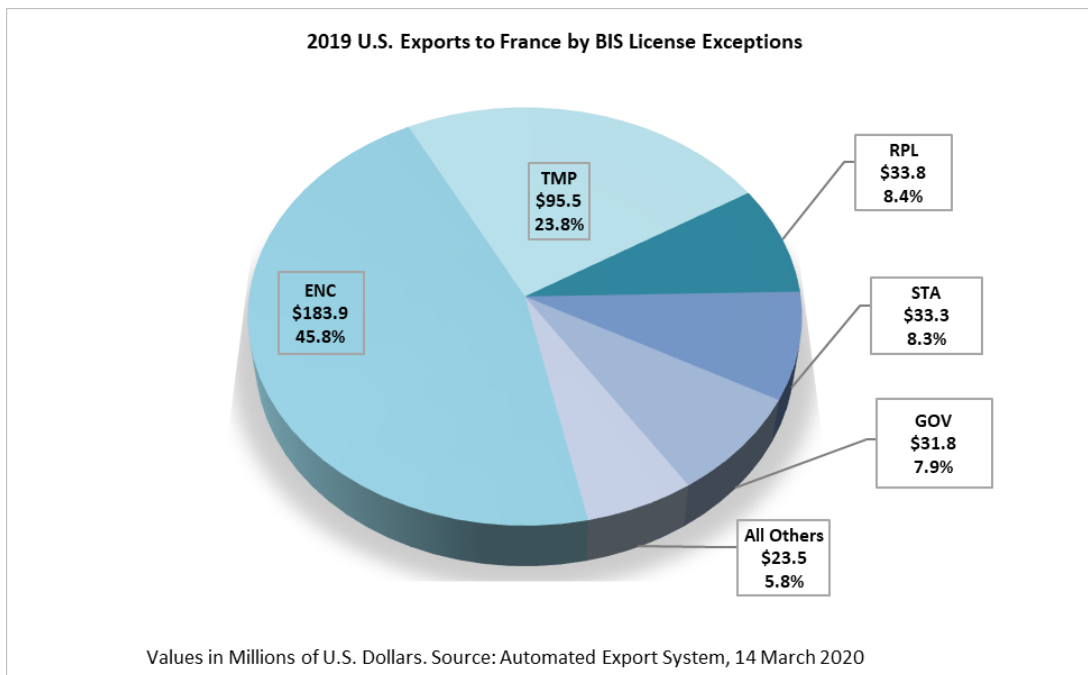




U.S. Exports to France

In 2019, U.S. exports to France shipped under a BIS license exception totaled \$401.8 million, a 34.9% (\$215.4 million) decrease from 2018.



In 2019, the top license exception Encryption commodities, Software and Technology (ENC) totaled \$183.9 million (45.8% of all license exceptions).







Top Ten ECCNs by Value to France (\$millions)	
LICENSED	#1 7A103 Instrumentation, Navigation Equip./Systems Not
	#2 9A610 Military Aircraft and Related Commodities
	#3 3A611 Military Electronics
	#4 3A101 Electronic Equip./Devices Not Controlled By 3A001
	#5 9A619 Military Gas Turbine Engines and Related Commodities
	#6 1C107 Graphite and Ceramic Materials, Other Than Those Controlled by 1C007 ...
	#7 7A002 Gyros and Angular Rate Sensors, ...
	#8 9A515 Spacecraft and Related Commodities
	#9 7A001 Accelerometers for use In Navigation Or Guidance S
	#10 5A002 Systems/Equip./Integrated Circuits for Info Sec

Note: ECCN Descriptions have been truncated: please review Commerce Control List for Full Description

Top Ten ECCNs by Value to France (\$millions)	
EXCEPTIONS	#1 5A002 Systems/Equip./Integrated Circuits for Info Sec
	#2 9A001 Aero Gas Turbine Engines
	#3 9A515 Spacecraft and Related Commodities
	#4 9A610 Military Aircraft and Related Commodities
	#5 3A001 Electronic Components
	#6 9A991 Aircraft N.E.S. and Gas Turbine Engines not Controlled by 9A001 or 9A101...
	#7 3A611 Military Electronics
	#8 EAR99 Items subject to the EAR that are not elsewhere controlled
	#9 5D002 "Sortware" as follows (see List of Items Controlled)
	#10 9B515 Test, Inspection, and Production Equip. Specially Designed for Spacecr...

Note: ECCN Descriptions have been truncated: please review Commerce Control List for Full Description

Top Ten ECCNs by Value to France (\$millions)	
NLR with ECCN	#1 9A991 Aircraft N.E.S. and Gas Turbine Engines not Controlled by 9A001 or 9A101...
	#2 EAR99 Items subject to the EAR that are not elsewhere controlled
	#3 7A994 Other Navigation Direction Finding Equip. ... Not Controlled under 7A003
	#4 5A991 Telecommunication Equip. Not Controlled by 5A001
	#5 5A992 Equipment not controlled by 5A002
	#6 3B991 Other Mfg/Test Equip. Not Controlled By 3B
	#7 3A999 Specific Processing Equip., N.E.S.
	#8 1C010 Fibrous/Filamentary Materials as follows (see List of Items Controlled)
	#9 6A998 Radar Systems, Equip. and Major "Components," N.E.S., and "Specially D...
	#10 1C202 Alloys other than those controlled by 1C002.b.3 or 1C002.b.4 as follows ...

Note: ECCN Descriptions have been truncated: please review Commerce Control List for Full Description



Top Ten ECCNs to France by Shipment Count	
LICENSED	#1 9A610 Military Aircraft and Related Commodities
	#2 7A103 Instrumentation, Navigation Equip./Systems Not
	#3 9A619 Military Gas Turbine Engines and Related Commodities
	#4 3A611 Military Electronics
	#5 7A002 Gyros and Angular Rate Sensors, ...
	#6 0A985 Discharge Type Arms and devices to administer electric shock
	#7 9E610 Technology Required for the Development, Production Operation, Install...
	#8 7A611 Navigation and Avionics equipment and systems, and "parts,"
	#9 1C107 Graphite and Ceramic Materials, Other Than Those Controlled by 1C007 ...
	#10 1C351 Human and Animal Pathogens and toxins

Note: ECCN Descriptions have been truncated: please review Commerce Control List for Full Description

Top Ten ECCNs to France by Shipment Count	
EXCEPTIONS	#1 5A002 Systems/Equip./Integrated Circuits for Info Sec
	#2 9A610 Military Aircraft and Related Commodities
	#3 EAR99 Items subject to the EAR that are not elsewhere controlled
	#4 9A991 Aircraft N.E.S. and Gas Turbine Engines not Controlled by 9A001 or 9A101...
	#5 5D002 "Sortware" as follows (see List of Items Controlled)
	#6 3A611 Military Electronics
	#7 7A103 Instrumentation, Navigation Equip./Systems Not
	#8 9A515 Spacecraft and Related Commodities
	#9 blank No ECCN is required for License Exceptions TMP*
	#10 3A001 Electronic Components

Note: ECCN Descriptions have been truncated: please review Commerce Control List for Full Description

Top Ten ECCNs to France by Shipment Count	
NLR with ECCN	#1 EAR99 Items subject to the EAR that are not elsewhere controlled
	#2 9A991 Aircraft N.E.S. and Gas Turbine Engines not Controlled by 9A001 or 9A101...
	#3 7A994 Other Navigation Direction Finding Equip. ... Not Controlled under 7A003
	#4 5A992 Equipment not controlled by 5A002
	#5 5A991 Telecommunication Equip. Not Controlled by 5A001
	#6 3B991 Other Mfg/Test Equip. Not Controlled By 3B
	#7 3A999 Specific Processing Equip., N.E.S.
	#8 6A998 Radar Systems, Equip. and Major "Components," N.E.S., and "Specially D...
	#9 3A991 Electronic Devices and "Components" not controlled by 3A001
	#10 1A995 Protective and Detection Equip.

Note: ECCN Descriptions have been truncated: please review Commerce Control List for Full Description

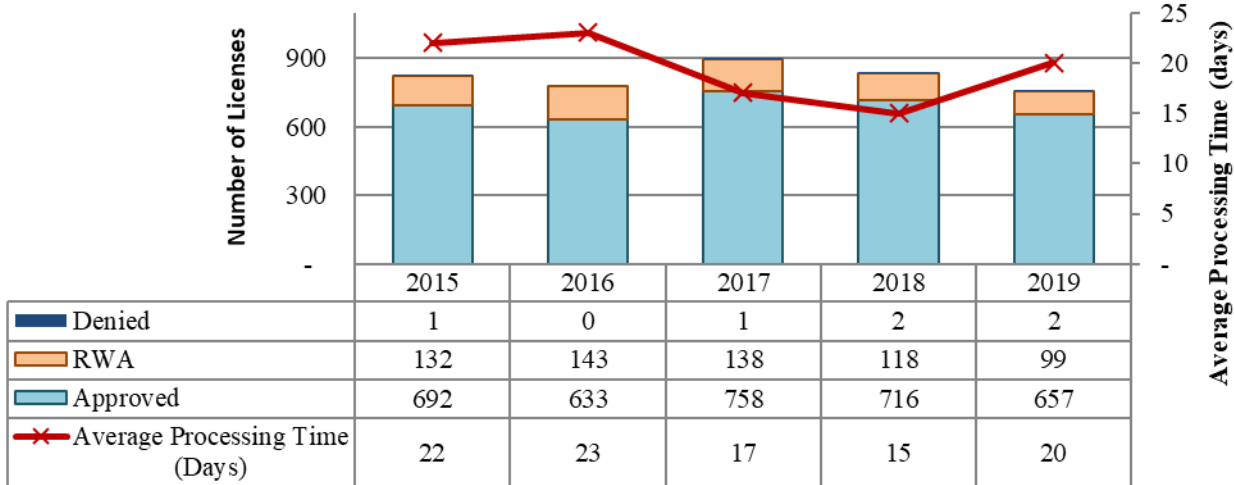


III. BIS Licensing to France

In 2019, BIS reviewed 758 export/re-export applications (not including deemed export applications) valued at \$5.0 billion for France, out of a total of 32,993 applications worldwide for tangible items, software and technology valued at \$158.8 billion.

– Approved applications for France totaled 657 (86.6% of the total applications) for \$4.7 billion, compared to the 28,223 (85.5%) approved applications for all destinations that totaled \$123.0 billion.

Licenses for Tangible Items, Software and Technology for France by Count (Excluding Deemed Export) 2015 - 2019



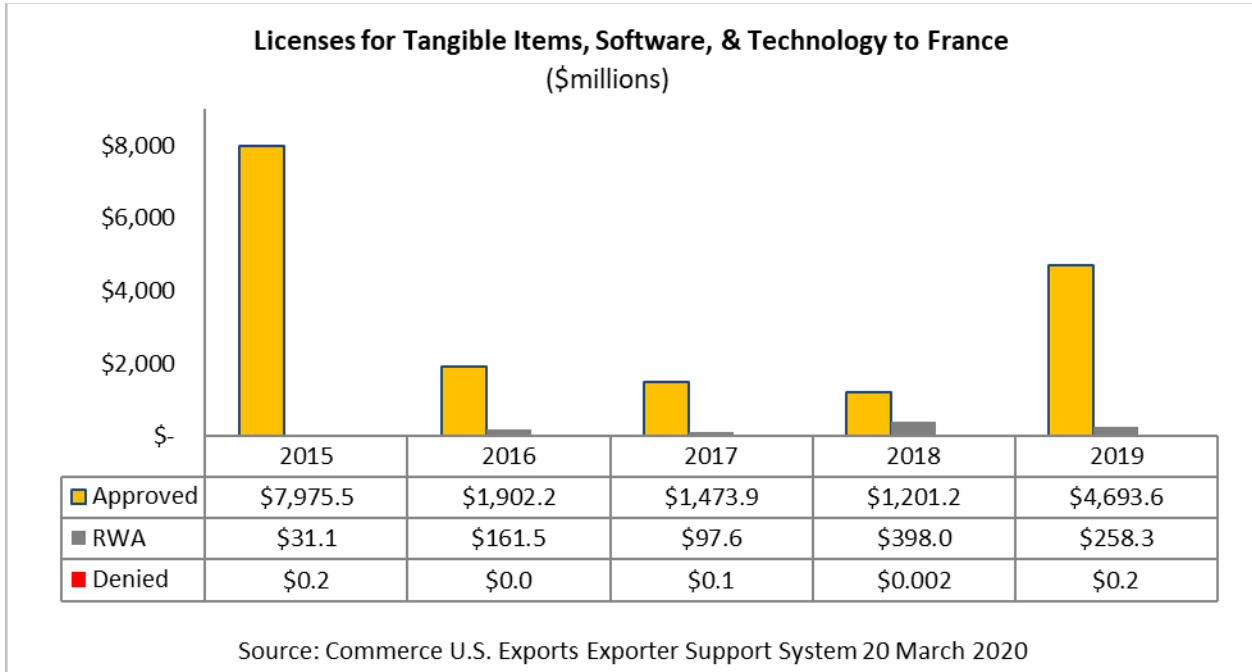
Source: Commerce U.S. Exports Exporter's Support System: August 27, 2020

In 2019, BIS reviewed 27 deemed export applications from French national, out of a total of 1,320 applications worldwide for deemed exports.

-Approved applications for France totaled 26 (96.2% of the total applications), compared to the 1,124 (85.2%) approved applications for all destinations.

Deemed Export Licenses for France			
	Approved	RWA	Denied
2015	12	1	0
2016	16	3	0
2017	9	1	0
2018	12	0	0
2019	26	1	0

Source: Commerce U.S. Exports Exporter's Support System, February 27, 2020



Top Ten Approved (with deemed) ECCNs to France by Count			2015	2016	2017	2018	2019	% of World Total 2019
APPROVED	#1	9A610 Military Aircraft and Related Commodities	166	18	187	180	189	3.7%
	#2	3A611 Military Electronics	49	85	89	79	83	3.6%
	#3	9E610 Technology Required for the Development, Productio...	82	54	73	68	71	5.4%
	#4	9A619 Military Gas Turbine Engines and Related Commoditi...	43	43	48	48	36	3.2%
	#5	3A001 Electronic Components	22	42	40	38	35	3.1%
	#6	9E515 Technology Required for the Development, Productio...	67	54	62	29	35	8.3%
	#7	6A003 Cameras	16	12	30	42	30	2.9%
	#8	9A515 Spacecraft and Related Commodities	112	26	41	17	25	5.5%
	#9	7A611 Navigation and Avionics equipment and systems, and...	0	0	19	23	24	6.3%
	#10	9E619 Technology for Commodities controlled by 9A619, ...	26	28	32	25	24	5.6%

Source: Commerce U.S. Exports Exporter Support System 20 March 2020

Note: ECCN Descriptions have been truncated: please review Commerce Control List for Full Description

Denied ECCN (with deemed) to France by Count			2019	% of World Total 2019
#1	3A001 Electronic Components		1	2.0%
#2	EAR99 Items subject to the EAR that are not elsewhere controlled		1	1.4%



Summary of U.S. Exports to France

Summary of U.S. Exports to France Calendar Year 2019				
	CY2019	CY2018	% of Total Exports	Percentage Change from previous year
Total Exports	\$37,770,912,378	\$36,616,873,347		3.2%
Subject to ITAR	\$452,182,815	\$453,746,098	1.2%	-0.3%
Subject to Other Gov. Agencies	\$125,846,888	\$103,838,158	0.3%	21.2%
Detailed Summary of EAR-Controlled Exports				
AES License Type	Description	Value	Percentage of Total	Percentage Description
C30	Licenses	\$146,845,733	100.0%	
VDC	Voluntary Disclosure	\$0		
Total of Licensed		\$146,845,733	0.4%	total licensed/total exports
C35	LVS	\$35,190	0.01%	
C36	GBS	\$18,134,580	4.5%	
C40	TMP	\$95,527,644	23.8%	
C41	RPL	\$33,839,381	8.4%	
C42	GOV	\$31,762,115	7.9%	
C43	GFT	\$11,502	0.003%	
C44	TSU	\$2,658,944	0.7%	
C45	BAG	\$24,625	0.01%	
C46	AVS	\$2,404,200	0.6%	
C50	ENC	\$183,856,841	45.8%	
C53	APP	\$234,931	0.1%	
C59	STA	\$33,298,791	8.3%	
Total of License Exceptions		\$401,788,744	1.1%	total license exceptions/total exports
			73.2%	total license exceptions/total subject to license requirement
Total subject to license requirement (Licensed and License Exceptions)		\$548,634,477	1.5%	total subject to license requirement/total exports
C33	NLR with an ECCN	\$16,313,452,521	43.2%	NLR with an ECCN/total exports
C60	NLR for .y subparagraph 600-series	\$11,152,346	0.03%	NLR for .y subparagraph 600-series/total exports
Total of NLR		\$16,324,604,867	43.2%	total NLR with an ECCN/total export
Exports not reporting an ECCN		\$20,319,643,331	53.8%	

Source: U.S. Census Bureau, Foreign Trade Division and Automated Export System