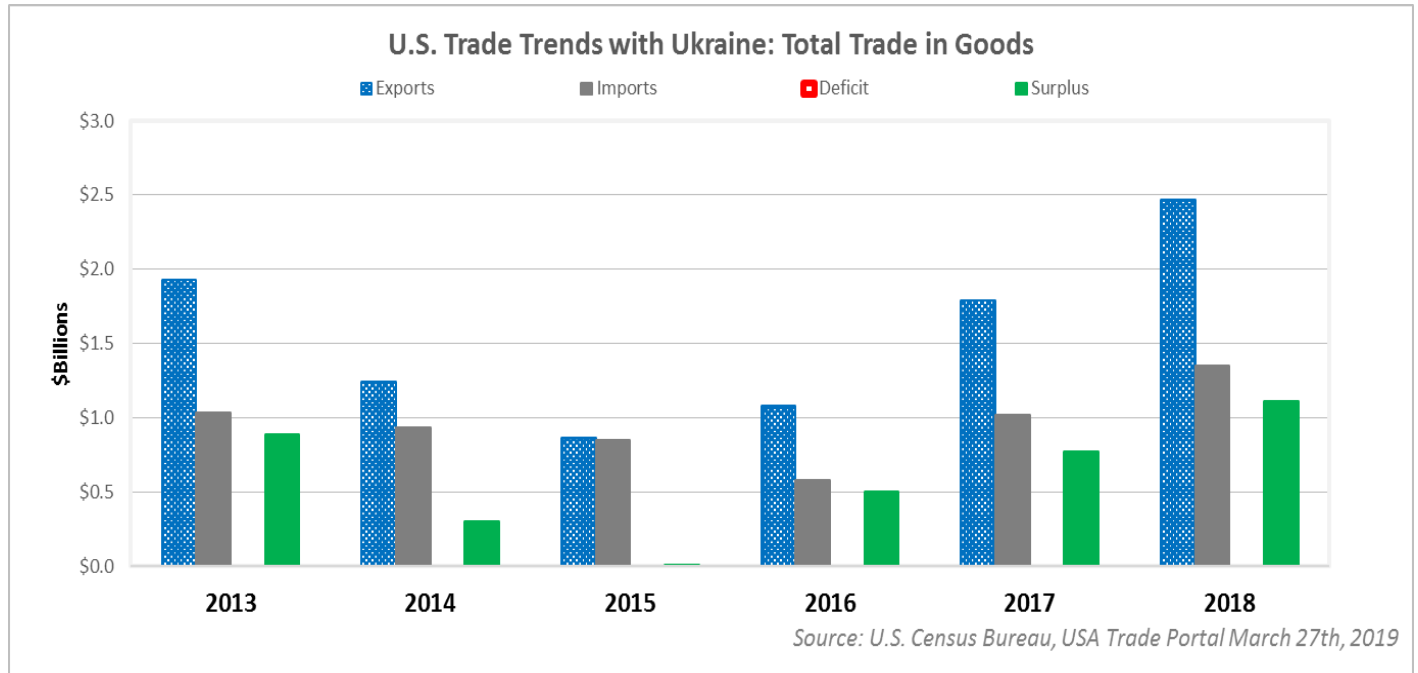




I. Total U.S. Trade in goods with Ukraine

In 2018, U.S. exports to Ukraine totaled \$2.4 billion, a 37.9% (\$677.0 million) increase from 2017; U.S. imports from Ukraine totaled \$1.3 billion, a 32.6% (\$332.2 million) increase; and the trade surplus was \$1.1 billion, a 44.9% (\$344.8 million) increase.



In 2018, 0.2% of total U.S. exports were shipped to Ukraine while 0.05% of total U.S. Imports were delivered from Ukraine. In 2018, the level of U.S. exports to Ukraine exceeded the five-year average level by value while U.S. imports from Ukraine also exceeded the prior five-year average level by value not adjusted for inflation, and the U.S. trade balance with Ukraine was positive.

Calendar Year	2013	2014	2015	2016	2017	2018	2013 - 2017 Average
EXPORTS	\$1.9 B	\$1.2 B	\$862.1 M	\$1 B	\$1.7 B	\$2.4 B	\$1.3 B
Δvalue	--	\$-685.8 M	\$-376.9 M	\$214.5 M	\$711.3 M	\$677 M	
Δpct	--	-35.6%	-30.4%	24.9%	66.1%	37.9%	
IMPORTS	\$1 B	\$935.2 M	\$851.5 M	\$578.4 M	\$1 B	\$1.3 B	\$884.24 M
Δvalue	--	\$-101.1 M	\$-83.8 M	\$-273.1 M	\$441.3 M	\$332.2 M	
Δpct	--	-9.8%	-9.0%	-32.1%	76.3%	32.6%	
BALANCE	\$888.5 M	\$303.8 M	\$10.6 M	\$498.2 M	\$768.2 M	\$1.1 B	\$493.8 M
Δvalue	--	\$-584.8 M	\$-293.2 M	\$487.6 M	\$269.9 M	\$344.8 M	
Δpct	--	-65.8%	-96.5%	4579.2%	54.2%	44.9%	

Source: U.S. Census Bureau, USA Trade Portal March 27th, 2019; Value of Data in M = millions; B = billions



U.S. Trade with Ukraine

In 2018, of the \$2.4 billion in U.S. exports to Ukraine, the top commodity sectors were Minerals (33.8%), Transportation Equipment (32.0%), and Machinery and Mechanical Appliances (9.9%).

In 2018, of the \$1.4 billion in U.S. imports from Ukraine, the top commodity sectors were Base Metals (68.4%), Agriculture (9.3%), and Machinery and Mechanical Appliances (5.7%).

2018 U.S. Imports from Ukraine by Sector	2018 U.S. Commodity Trade With Ukraine	2018 U.S. Exports to Ukraine by Sector
\$1,352,019,705	Total Value All Commodities	\$2,465,070,314
9.3%	Agriculture (Chapters 01-24)	9.4%
1.9%	Minerals (Chapters 25-27)	33.8%
2.6%	Chemicals, Plastics, Leather (Chapters 28-43)	5.6%
0.9%	Wood Products (Chapters 44-49)	0.6%
4.021%	Textiles and Footwear (Chapters 50-67)	1.8%
0.5%	Stone, Glass, & Semiprecious Metals (Chapters 68-71)	0.2%
68.4%	Base metals (Chapters 72-83)	3.0%
5.7%	Machinery (Chapters 84-85)	9.9%
1.19%	Transportation (Chapters 86-89)	32.0%
0.652%	Optical, Measuring, Medical or Other Instruments (Chapters 90-92)	1.9%
0.1%	Arms & Ammunition (Chapter 93)	0.6%
1.784%	Miscellaneous Manufactured Items (Chapters 94 -96)	0.2%
0.1%	Art & Antiques (Chapter 97)	0.02%
2.8%	Special Items (Chapters 98-99** Imports only 99)	1.0%

Source: U.S. Census Bureau, USA Trade Portal March 27th, 2019



II. U.S. Exports to Ukraine subject to U.S. Government Filing Requirements

In 2018, of the \$2.4 billion in U.S. exports to Ukraine:

- 0.3% were subject to a BIS license requirement.
 - 0.17% were exported under a BIS license; Worldwide, 0.4% were exported under a BIS license.
 - 0.15% were exported under a BIS license exception; Worldwide, 1.2% were exported under a BIS license exception.
- 12.3% were exported under No License Required with an ECCN; Worldwide, 12.1% were exported under No License Required with an ECCN.

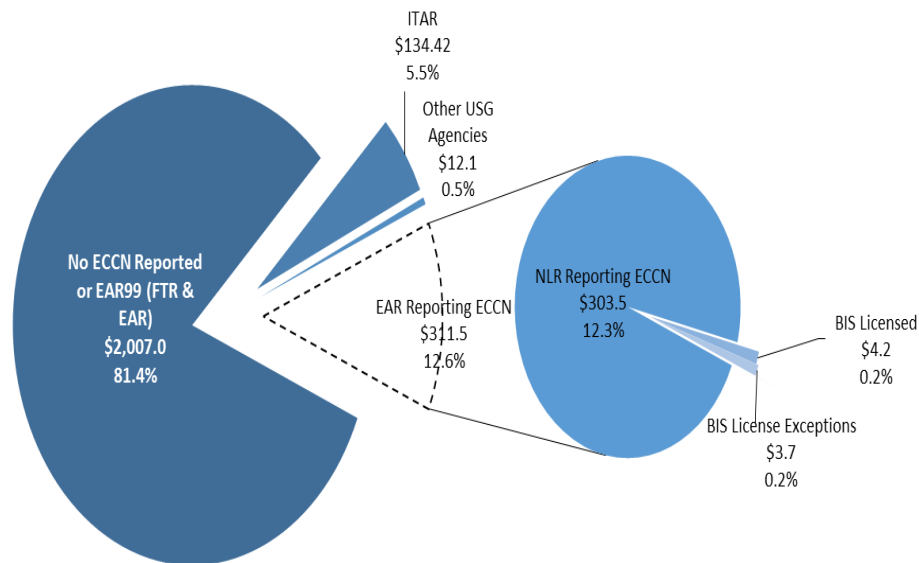
Trends in U.S. Exports to Ukraine by Regulatory Authority			
	2016	2017	2018
Department of State	\$103.6	\$108.7	\$134.4
Other USG Agencies	\$16.6	\$10.6	\$12.1
Department of Commerce	\$956.5	\$1,668.7	\$2,318.5
BIS Licensed	\$3.4	\$6.0	\$4.2
BIS License Exceptions	\$4.6	\$4.7	\$3.7
NLR reporting an ECCN	\$111.1	\$133.0	\$303.5
NLR reporting EAR99	\$294.1	\$402.5	\$461.3
NLR not reporting an ECCN	\$543.3	\$1,122.5	\$1,545.7
600-Series ".Y" Paragraph NLR	\$0.1	\$0.05	\$0.04

Value in Millions; Source: U.S. Customs & Border Protection, Electronic Export Information Filings March 27th, 2019

Reasons for Control	Chemical and Biological Weapons			Nuclear Nonproliferation		National Security		Missile Tech	Regional Stability		Firearms Convention	Crime Control			Anti-Terrorism	
	CB:1	CB:2	CB:3	NP:1	NP:2	NS:1	NS:2	MT:1	RS:1	RS:2	FC:1	CC:1	CC:2	CC:3	AT:1	AT:2
Ukraine	X					X	X	X	X	X		X	X			

CFR 15 Part 738 Supplement 1

2018 U.S. Exports to Ukraine: Export Authorizations by Regulatory Authority

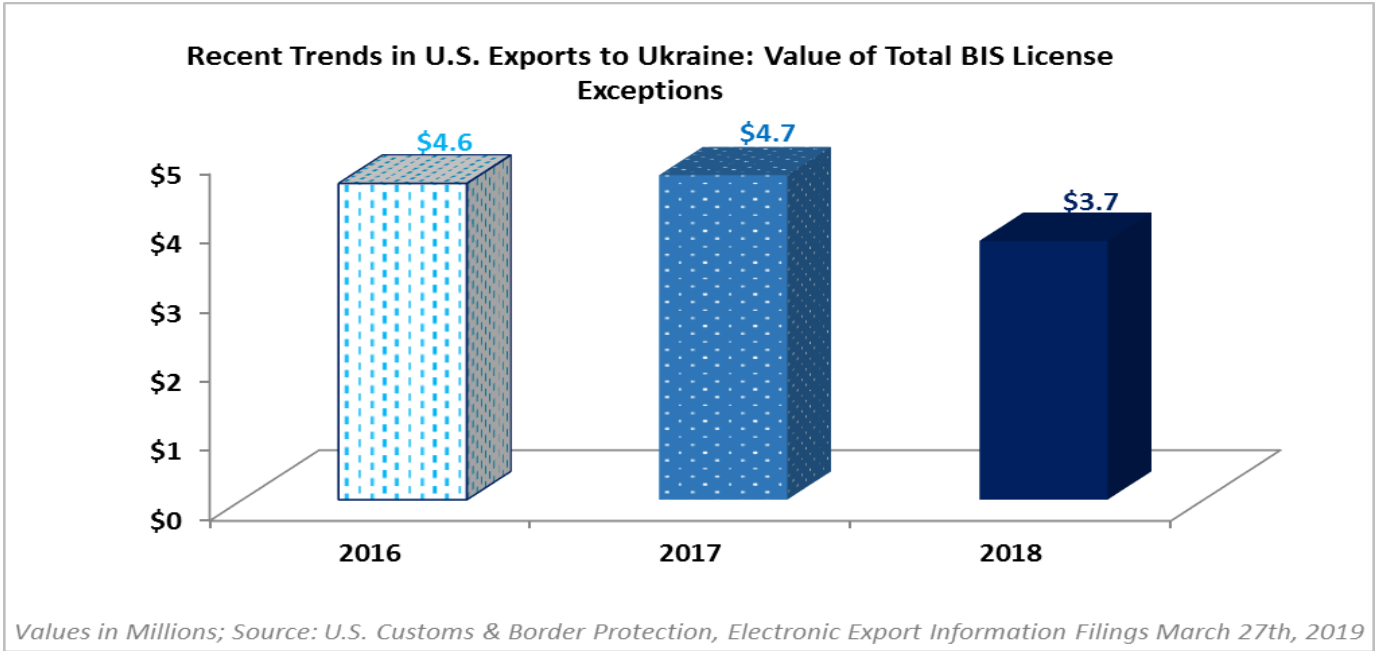


Source: U.S. Customs & Border Protection, Electronic Export Information Filings March 27th, 2019




U.S. Exports to Ukraine

In 2018, U.S. exports to Ukraine shipped under a BIS license exception totaled \$3.7 million, a 20.2% (\$1.0 million) decrease from 2017.



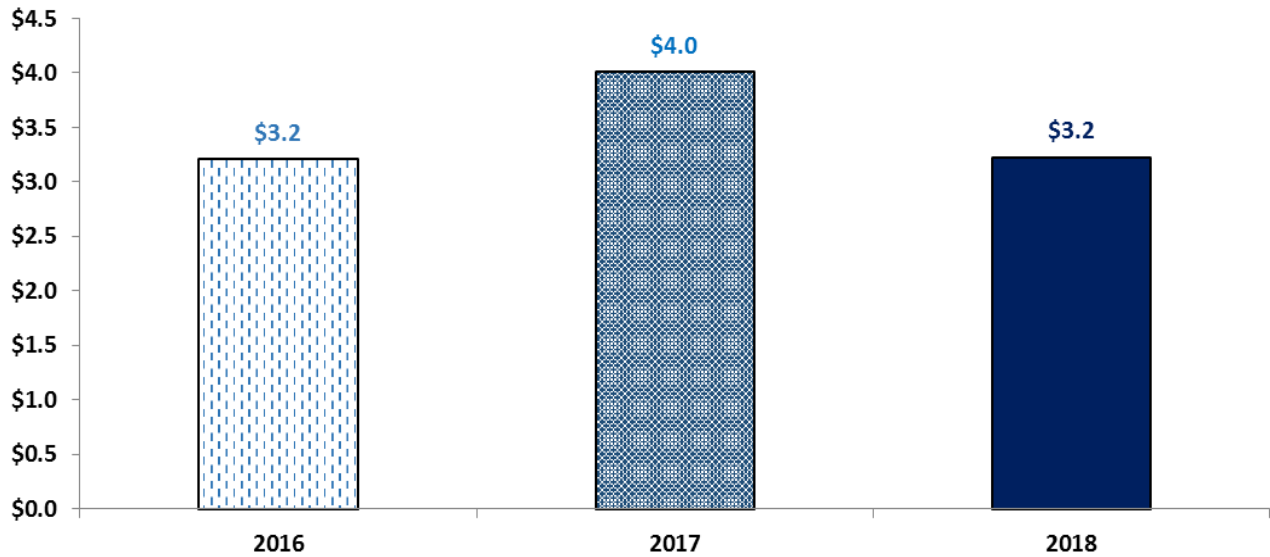
In 2018, the top license exception Encryption commodities, Software and Technology (ENC) totaled \$3.2 million (86.3% of all license exceptions).





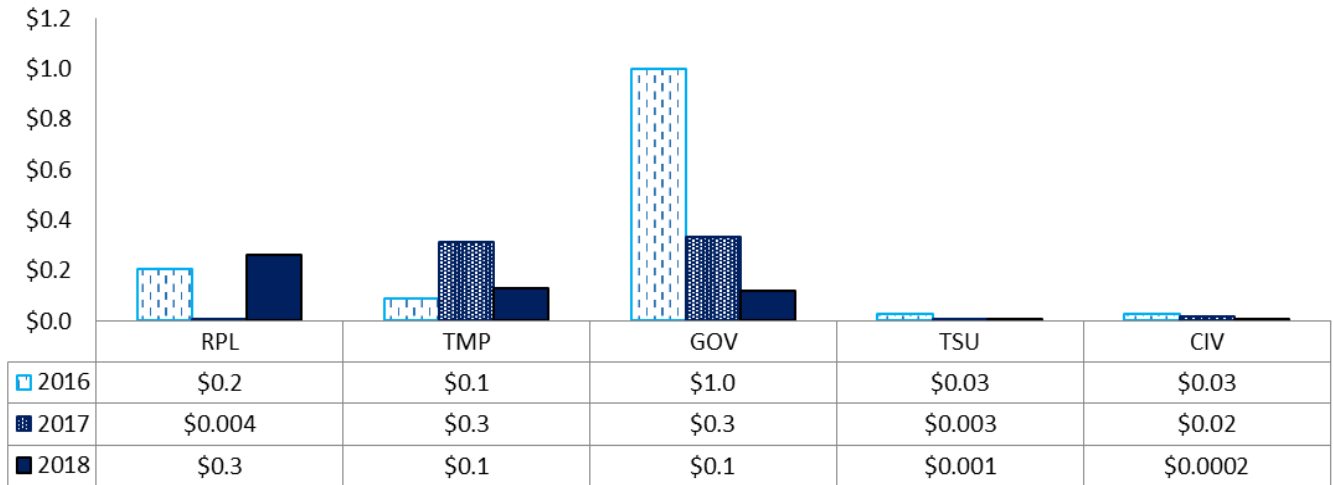
U.S. Exports to Ukraine

Recent Trends in U.S. Exports to Ukraine under Top BIS License Exception: Encryption Commodities & Software



Values in Millions; Source: U.S. Customs & Border Protection, Electronic Export Information Filings March 27th, 2019

Trends in U.S. Exports to Ukraine under Top 5 BIS License Exceptions excluding: Encryption Commodities & Software



Note: The BIS License Exception for Encryption Commodities & Software is excluded from this chart

Values in Millions; Source: U.S. Customs & Border Protection, Electronic Export Information Filings March 27th, 2019



Top Ten ECCNs by Value to Ukraine		
LICENSED	#1	5A002 Systems/Equip./Integrated Circuits for Info Sec
	#2	0A984 Shotguns, Buckshot, Shotgun Shells
	#3	3A981 Polygraphs/Fingerprint Analyzers/Cameras/Equip.
	#4	1A613 Armored and Protective Equip., Constructions, and Components
	#5	6A003 Cameras
	#6	0A987 Optical Sighting Devices for Firearms
	#7	1A607 Military dissemination "equipment" for riot control agents
	#8	1A984 Chemical Agents, Including Tear Gas
	#9	7A103 Instrumentation, Navigation Equip./Systems Not
	#10	0A604 Commodities Related to Military Explosive Devices and Charges

Source: U.S. Customs & Border Protection, Electronic Export Information Filings March 27th, 2019

Top Ten ECCNs by Value to Ukraine		
EXCEPTIONS	#1	5A002 Systems/Equip./Integrated Circuits for Info Sec
	#2	3A611 Military Electronics
	#3	9A991 Aircraft N.E.S. and Gas Turbine Engines not Controlled by 9A001 or 9A101 ...
	#4	No ECCN No ECCN is required for License Exceptions TMP*
	#5	0A987 Optical Sighting Devices for Firearms
	#6	0A606 Ground Vehicles and Related Commodities
	#7	1A004 Protective and Detection Equip.
	#8	EAR99 Items subject to the EAR that are not elsewhere controlled
	#9	5A992 Equipment not controlled by 5A002
	#10	3A001 Electronic Components

Source: U.S. Customs & Border Protection, Electronic Export Information Filings March 27th, 2019

*Note: No ECCN is Required for License Exception TMP per EAR 758.1(g)(2)

Top Ten ECCNs by Value to Ukraine		
NLR with ECCN	#1	9A991 Aircraft N.E.S. and Gas Turbine Engines not Controlled by 9A001 or 9A101 ...
	#2	5A991 Telecommunication Equip. Not Controlled by 5A001
	#3	1C992 Commercial Charges and Devices Containing Energetic Materials ...
	#4	5A992 Equipment not controlled by 5A002
	#5	2B999 Specific Processing Equip., N.E.S.
	#6	7A994 Other Navigation Direction Finding Equip. ... Not Controlled under 7A003
	#7	1C991 Vaccines, Immunotoxins and Medical Products ...
	#8	3A992 General Purpose Electronic Equip. Note Controlled by 3A002
	#9	1B999 Specific Processing Equip., N.E.S., as Follows (See List of Items Cont...
	#10	3A999 Specific Processing Equip., N.E.S.

Source: U.S. Customs & Border Protection, Electronic Export Information Filings March 27th, 2019

NOTE: ECCN Descriptions have been truncated; please review Commerce Control List for Full Description



Top Ten ECCNs by Count to Ukraine		
LICENSED	#1	5A002 Systems/Equip./Integrated Circuits for Info Sec
	#2	0A987 Optical Sighting Devices for Firearms
	#3	0A984 Shotguns, Buckshot, Shotgun Shells
	#4	3A981 Polygraphs/Fingerprint Analyzers/Cameras/Equip.
	#5	6A003 Cameras
	#6	1A004 Protective and Detection Equip.
	#7	0A606 Ground Vehicles and Related Commodities
	#8	6A005 Optical Equip. (Lasers)
	#9	0A985 Discharge Type Arms and devices to administer electric shock
	#10	1A984 Chemical Agents, Including Tear Gas

Source: U.S. Customs & Border Protection, Electronic Export Information Filings March 27th, 2019

Top Ten ECCNs by Count to Ukraine		
EXCEPTIONS	#1	5A002 Systems/Equip./Integrated Circuits for Info Sec
	#2	No ECCN No ECCN is required for License Exceptions TMP*
	#3	3A001 Electronic Components
	#4	3A611 Military Electronics
	#5	EAR99 Items subject to the EAR that are not elsewhere controlled
	#6	9A991 Aircraft N.E.S. and Gas Turbine Engines not Controlled by 9A001 or 9A101 ...
	#7	0A606 Ground Vehicles and Related Commodities
	#8	0A987 Optical Sighting Devices for Firearms
	#9	6A003 Cameras
	#10	1A613 Armored and Protective Equip., Constructions, and Components

Source: U.S. Customs & Border Protection, Electronic Export Information Filings March 27th, 2019

Top Ten ECCNs by Count to Ukraine		
NLR with ECCN	#1	9A991 Aircraft N.E.S. and Gas Turbine Engines not Controlled by 9A001 or 9A101 ...
	#2	5A992 Equipment not controlled by 5A002
	#3	5A991 Telecommunication Equip. Not Controlled by 5A001
	#4	3A991 Electronic Devices and "Components" not controlled by 3A001
	#5	7A994 Other Navigation Direction Finding Equip. ... Not Controlled under 7A003
	#6	3A992 General Purpose Electronic Equip. Note Controlled by 3A002
	#7	1C992 Commercial Charges and Devices Containing Energetic Materials ...
	#8	3A999 Specific Processing Equip., N.E.S.
	#9	1A999 Specific Processing Equip., N.E.S
	#10	4A994 Computers Not Controlled By 4A001 or 4A003

Source: U.S. Customs & Border Protection, Electronic Export Information Filings March 27th, 2019

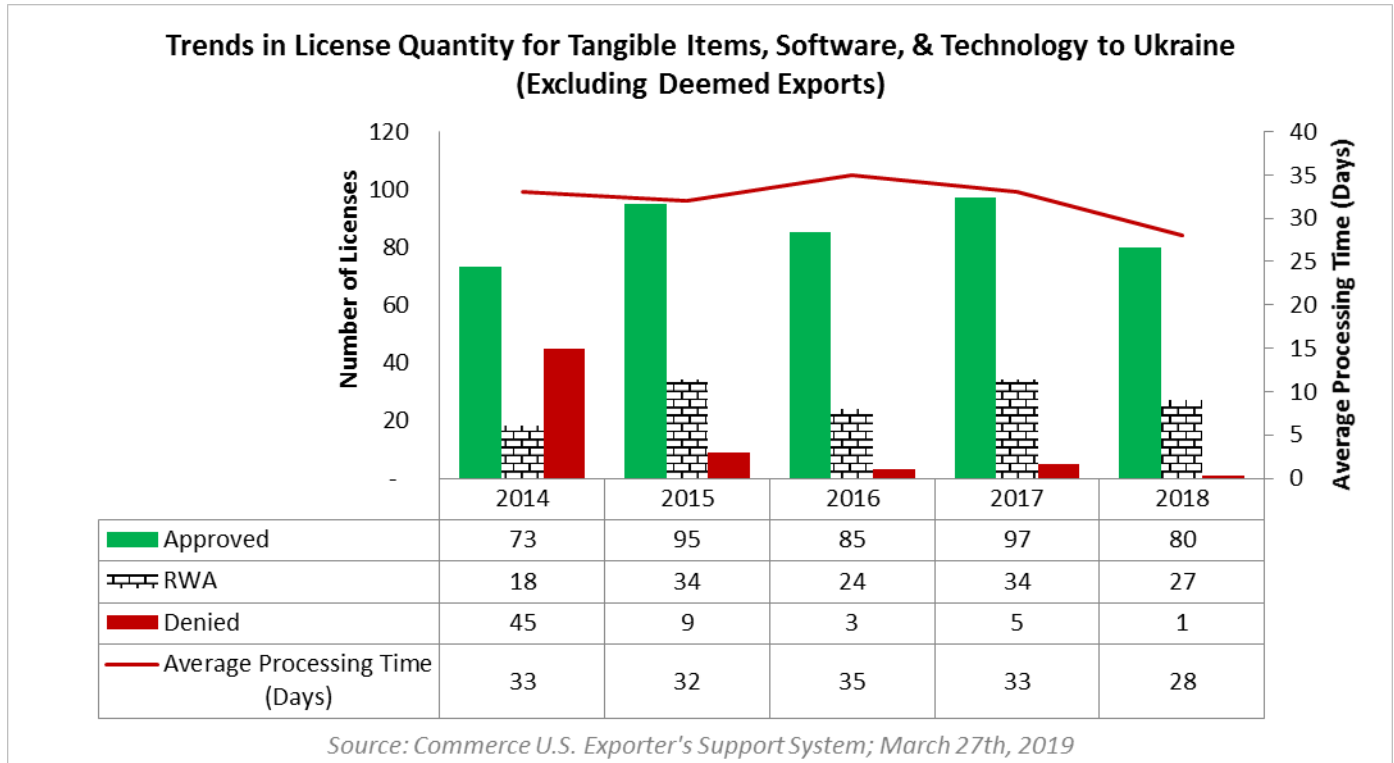
NOTE: ECCN Descriptions have been truncated; please review Commerce Control List for Full Description



III. BIS Licensing to Ukraine

In 2018, BIS reviewed 108 export/re-export applications (not including deemed export applications) valued at \$23.7 million for Ukraine, out of a total of 33,844 applications worldwide for tangible items, software and technology valued at \$81.3 billion.

– Approved applications for Ukraine totaled 80 (74.1% of the total applications) for \$15.7 million, compared to the 29,032 (85.8%) approved applications for all destinations valued at \$64.3 billion.



In 2018, BIS reviewed 6 applications for deemed exports from Ukrainian nationals, out of a total of 1,007 applications worldwide.

– Approved applications for Ukrainian nationals totaled 5 (83.3% of the total applications), compared to 846 (91.5%) approved applications for all destinations.

Deemed Export Licenses for Ukraine			
	Approved	RWA	Denied
2014	7	0	0
2015	16	0	0
2016	29	0	0
2017	11	1	0
2018	5	1	0

Source: Commerce U.S. Exports Exporter Support System retrieved on March 5, 2019