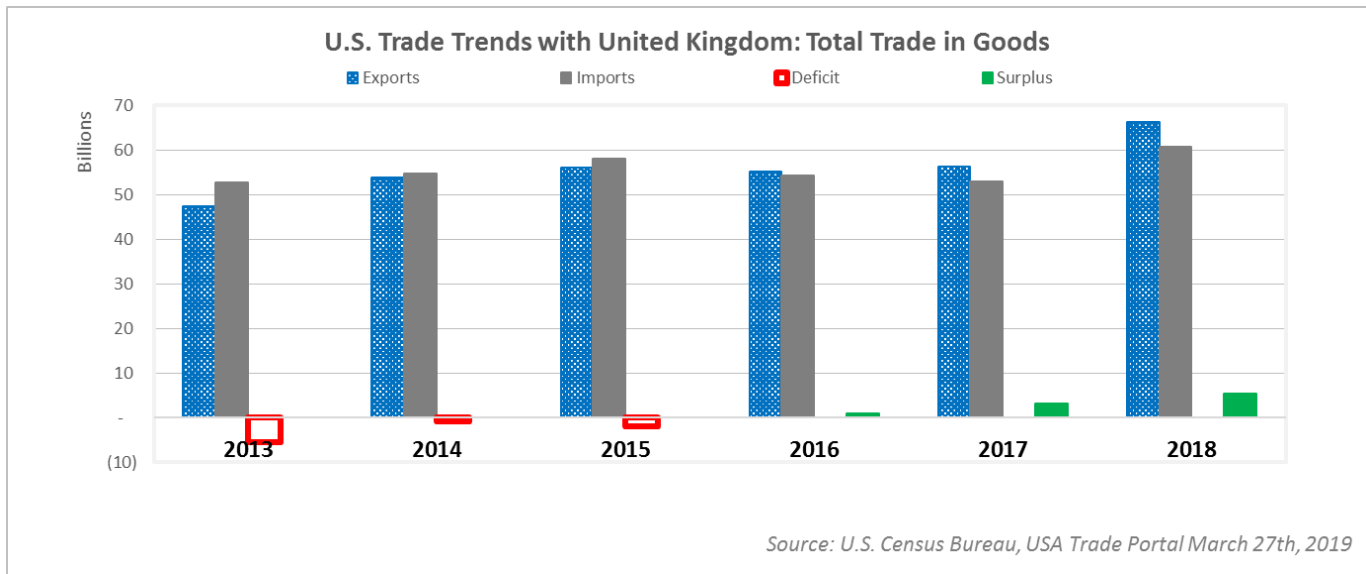




I. Total U.S. Trade in goods with the United Kingdom

In 2018, U.S. exports to the United Kingdom totaled \$66.2 billion, a 17.7% (\$9.0 billion) increase from 2017; U.S. imports from the United Kingdom totaled \$60.8 billion, a 14.6% (\$7.7 billion) increase; and the trade surplus was \$5.4 billion, a 69.4% (\$2.2 billion) increase.



In 2018, **4.0%** of total **U.S. exports** were shipped to the United Kingdom while **2.4%** of total **U.S. Imports** were delivered from the United Kingdom. In 2018, the level of U.S. exports to, and the level of U.S. imports from the United Kingdom is currently above the five-year average level by value. In the last three years, the U.S. keeps a trade surplus with the United Kingdom.

Calendar Year	2013	2014	2015	2016	2017	2018	2013 - 2017 Average
EXPORTS	\$47.3 B	\$53.9 B	\$56 B	\$55.1 B	\$56.2 B	\$66.2 B	
Δvalue	--	\$6.5 B	\$2.1 B	\$-925.4 M	\$1 B	\$9.9 B	\$53.7 B
Δpct	--	13.8%	4.0%	-1.6%	2.0%	17.7%	
IMPORTS	\$52.7 B	\$54.6 B	\$58 B	\$54.2 B	\$53 B	\$60.8 B	
Δvalue	--	\$1.9 B	\$3.3 B	\$-3.8 B	\$-1.3 B	\$7.7 B	\$54.5 B
Δpct	--	3.7%	6.2%	-6.5%	-2.2%	14.6%	
BALANCE	\$-5.4 B	\$-776.4 M	\$-2 B	\$898.4 M	\$3.1 B	\$5.4 B	
Δvalue	--	\$4.6 B	\$-1.19 B	\$2.8 B	\$2.2 B	\$2.2 B	\$-804.6 M
Δpct	--	-85.6%	152.8%	-145.8%	255.9%	69.4%	

Source: U.S. Census Bureau, USA Trade Portal March 27th, 2019; Value of Data in M = millions; B = billions



U.S. Trade with United Kingdom

In 2018, of the \$66.2 billion in U.S. exports to the United Kingdom, the top commodity sectors were Transportation Equipment (22.0%), Machinery and Mechanical Appliances (16.9%) and Stone, Glass and Semiprecious Metals (13.4%).

In 2018, of the \$60.8 billion in U.S. imports from the United Kingdom, the top commodity sectors were Transportation Equipment (21.3%), Machinery and Mechanical Appliances (20.1%) and Chemicals, Plastics, Leather products (18.2%).

2018 U.S. Imports from United Kingdom by Sector \$60,811,973,270	2018 U.S. Commodity Trade With United Kingdom	2018 U.S. Exports to United Kingdom by Sector \$66,228,171,593
	Total Value All Commodities	
4.7%	Agriculture (Chapters 01-24)	3.1%
7.1%	Minerals (Chapters 25-27)	9.9%
18.2%	Chemicals, Plastics, Leather (Chapters 28-43)	12.5%
1.2%	Wood Products (Chapters 44-49)	2.7%
0.7%	Textiles and Footwear (Chapters 50-67)	1.0%
2.1%	Stone, Glass, & Semiprecious Metals (Chapters 68-71)	13.4%
3.3%	Base metals (Chapters 72-83)	2.8%
20.1%	Machinery (Chapters 84-85)	16.9%
21.2%	Transportation (Chapters 86-89)	22.0%
5.7%	Optical, Measuring, Medical or Other Instruments (Chapters 90-92)	4.3%
0.4%	Arms & Ammunition (Chapter 93)	0.2%
1.5%	Miscellaneous Manufactured Items (Chapters 94 -96)	1.1%
4.1%	Art & Antiques (Chapter 97)	5.6%
9.6%	Special Items (Chapters 98-99** Imports only 99)	4.4%

Source: U.S. Census Bureau, USA Trade Portal March 27th, 2019



II. Exports to the United Kingdom subject to US Government Filing Requirements

In 2018, of the \$66.2 billion in U.S. exports to the United Kingdom:

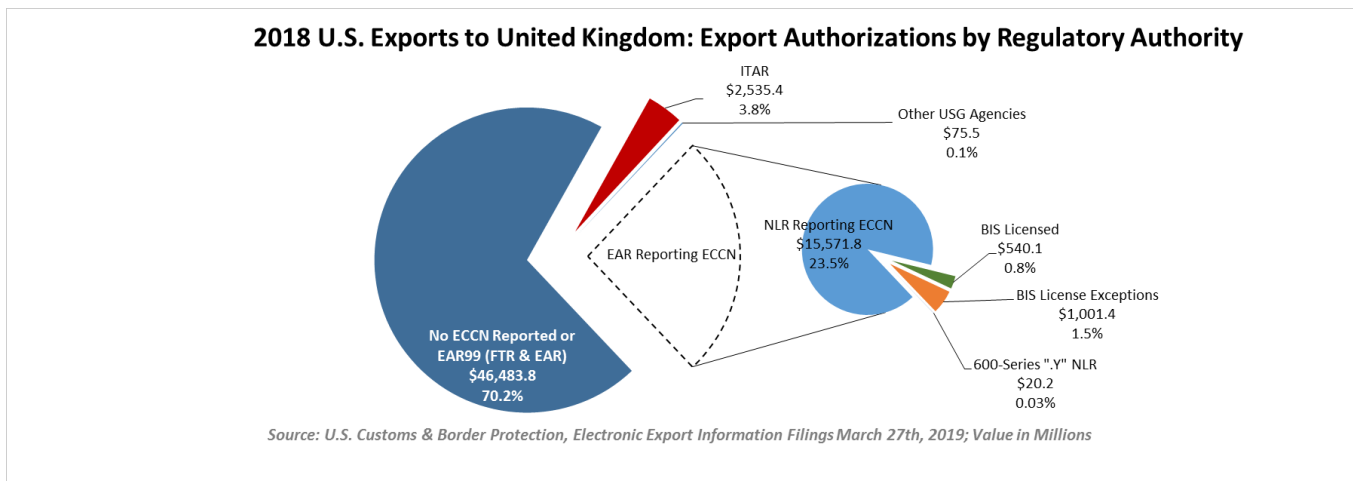
- 2.3% were subject to a BIS license requirement;
- 0.8% were exported under a BIS license; Worldwide, 0.4% were exported under a BIS license.
- 1.5% were exported under a BIS license exception; Worldwide, 1.2% were exported under a BIS license exception.
- 23.5% were exported under No License Required with an ECCN; Worldwide, 12.1% were exported under No License Required with an ECCN.
- 0.03% were exported under NLR for .y 00-series items; Worldwide, 0.02% were exported under NLR for .y 600-series items.

Trends in U.S. Exports to United Kingdom by Regulatory Authority			
	2016	2017	2018
Department of State	\$2,632.2	\$2,486.3	\$2,535.4
Other USG Agencies	\$275.5	\$82.1	\$75.5
Department of Commerce	\$52,261.6	\$53,689.6	\$63,617.3
BIS Licensed	\$269.5	\$325.2	\$540.1
BIS License Exceptions	\$1,084.5	\$1,261.0	\$1,001.4
NLR reporting an ECCN	\$13,521.1	\$12,137.5	\$15,571.8
NLR reporting EAR99	\$28,060.5	\$29,830.7	\$37,287.6
NLR not reporting an ECCN	\$9,304.9	\$10,113.1	\$9,196.2
600-Series ".Y" Paragraph NLR	\$21.1	\$22.2	\$20.2

Value in Millions; Source: U.S. Customs & Border Protection, Electronic Export Information Filings March 27th, 2019

Reasons for Control	Chemical and Biological Weapons			Nuclear Nonproliferation		National Security		Missile Tech	Regional Stability		Firearms Convention	Crime Control			Anti-Terrorism	
	CB:1	CB:2	CB:3	NP:1	NP:2	NS:1	NS:2	MT:1	RS:1	RS:2	FC:1	CC:1	CC:2	CC:3	AT:1	AT:2
United Kingdom	X					X		X	X							

CFR 15 Part 738 Supplement 1

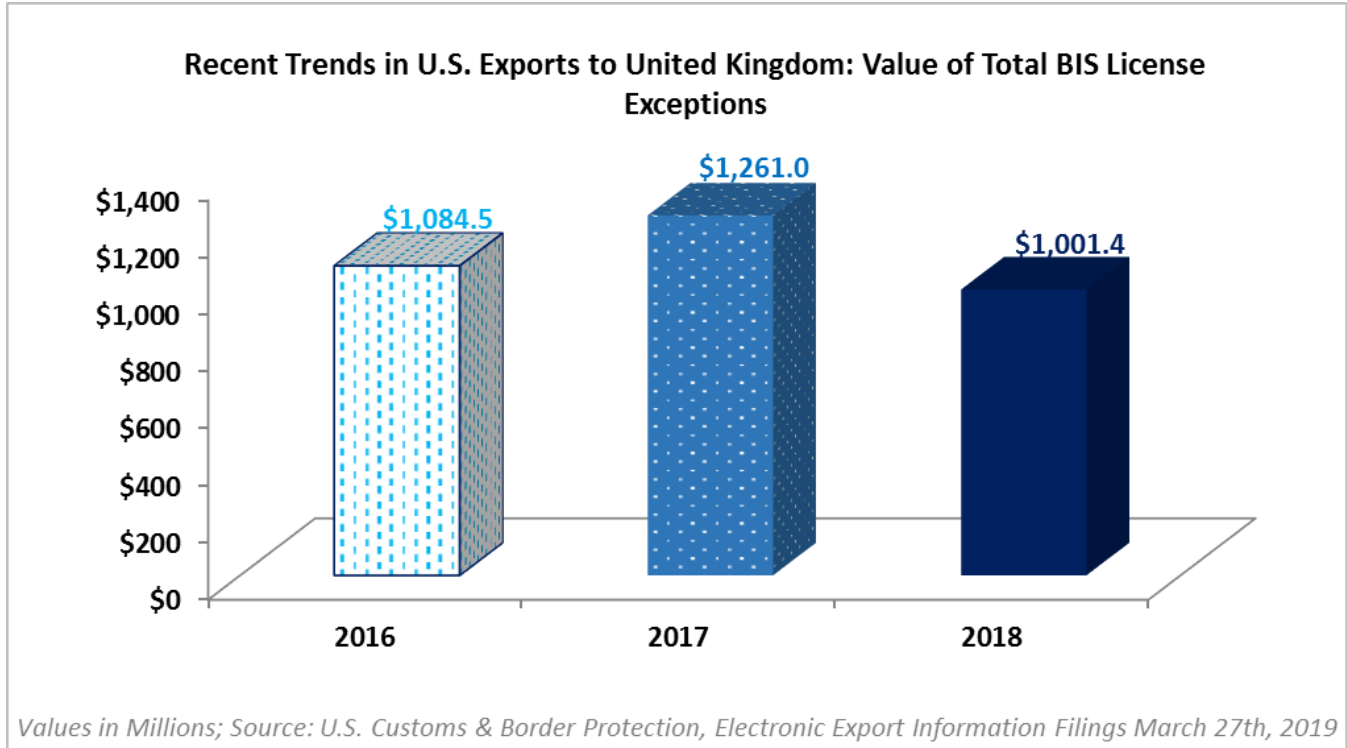


Source: U.S. Customs & Border Protection, Electronic Export Information Filings March 27th, 2019; Value in Millions

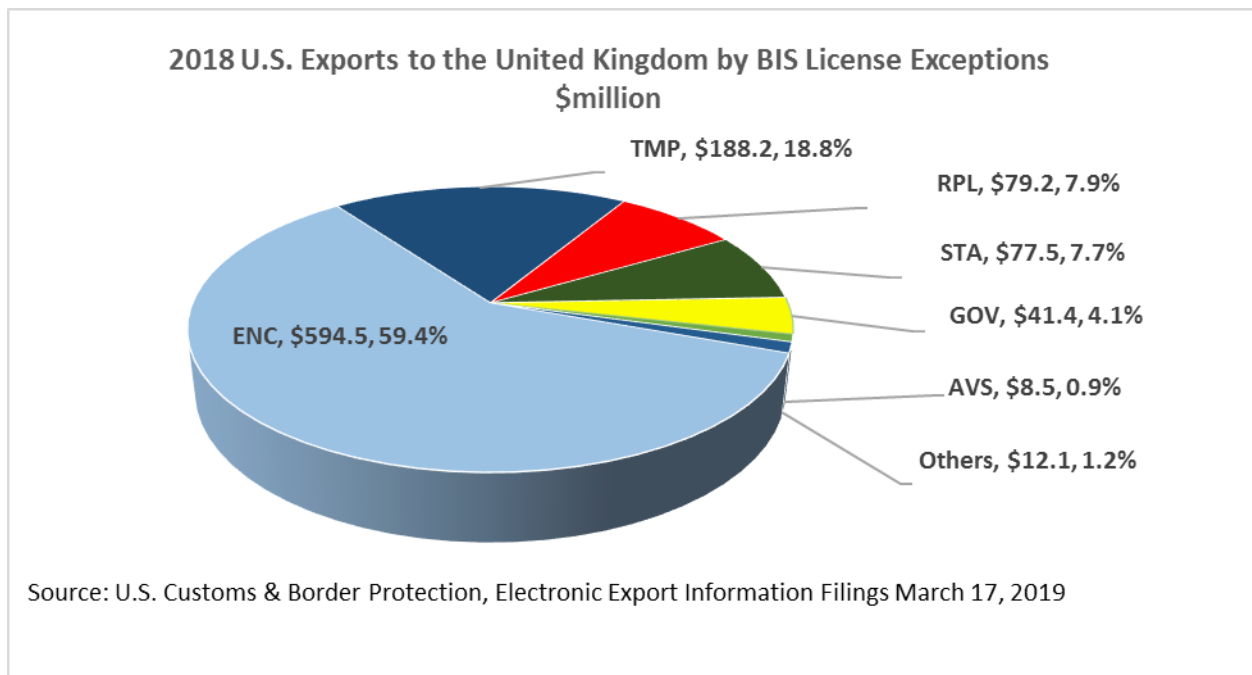


U.S. Exports to The United Kingdom

In 2018, U.S. exports to the United Kingdom shipped under a BIS license exception totaled \$1.0 billion, a 20.6% (\$259.5 million) decrease from 2017.



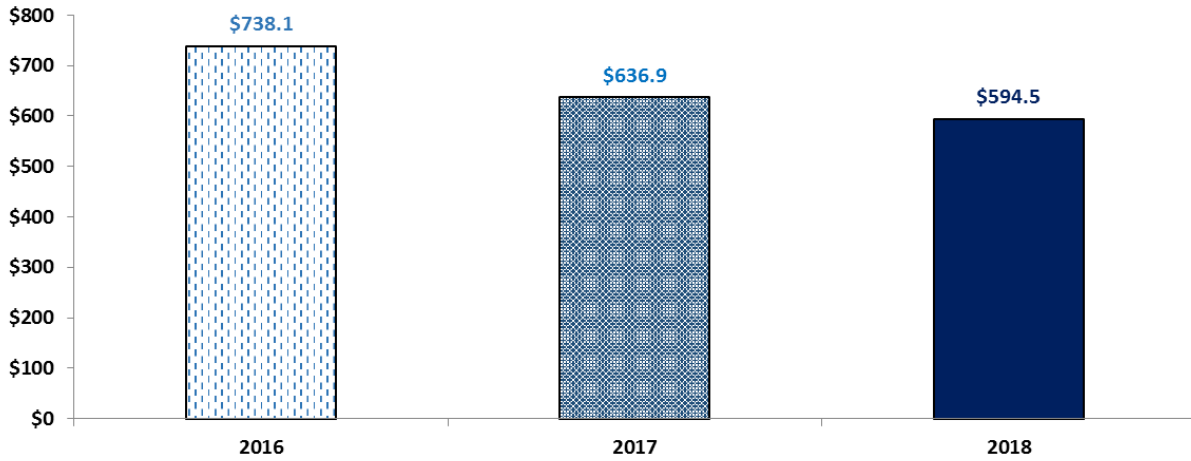
In 2018, the top license exception Encryption commodities, Software and Technology (ENC) totaled \$594.5 million (59.4% of all license exceptions).





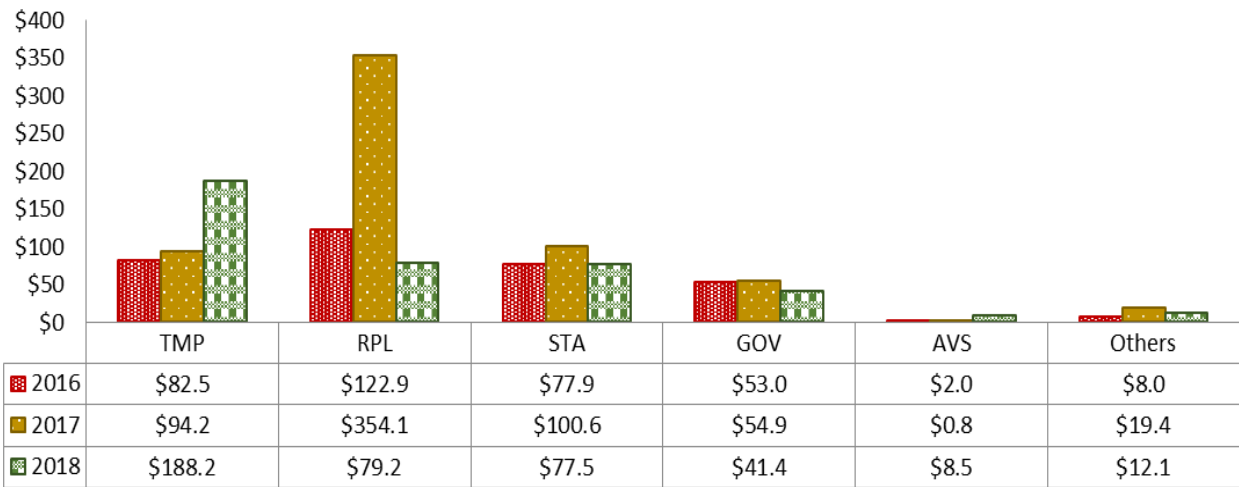
U.S. Exports to The United Kingdom

Recent Trends in U.S. Exports to United Kingdom under Top BIS License Exception: Encryption Commodities & Software



Values in Millions; Source: U.S. Customs & Border Protection, Electronic Export Information Filings March 27th, 2019

Trends in U.S. Exports to United Kingdom under Top 5 BIS License Exceptions excluding: Encryption Commodities & Software



Note: The BIS License Exception for Encryption Commodities & Software is excluded from this chart

Values in Millions; Source: U.S. Customs & Border Protection, Electronic Export Information Filings March 27th, 2019



U.S. Exports to The United Kingdom by Top Ten Export Control Classification Numbers (ECCN)

Top Ten ECCNs by Value to the United Kingdom		
LICENSED	#1	9A515 Spacecraft and Related Commodities
	#2	9A610 Military Aircraft and Related Commodities
	#3	9B610 Test, Inspection, and Production Equip. and Related Commodities Specia...
	#4	3A611 Military Electronics
	#5	3A233 Mass Spectrometers
	#6	3A001 Electronic Components
	#7	2B201 Machine tools for Removing Or Cutting Metals
	#8	9A619 Military Gas Turbine Engines and Related Commodities
	#9	5A002 Systems/Equip./Integrated Circuits for Info Sec
	#10	2B001 Machine tools/Numerical Control Units

Source: U.S. Customs & Border Protection, Electronic Export Information Filings March 27th, 2019

Top Ten ECCNs by Value to the United Kingdom		
EXCEPTIONS	#1	5A002 Systems/Equip./Integrated Circuits for Info Sec
	#2	5B002 "Information Security" Test, Inspection and "Production" Equipment
	#3	3A001 Electronic Components
	#4	5D002 "Software" as follows (see List of Items Controlled)
	#5	3A002 General Purpose Electronic Equip.
	#6	9A610 Military Aircraft and Related Commodities
	#7	7A103 Instrumentation, Navigation Equip./Systems Not
	#8	9A619 Military Gas Turbine Engines and Related Commodities
	#9	No ECCN No ECCN is required for License Exceptions TMP*
	#10	3A611 Military Electronics

Source: U.S. Customs & Border Protection, Electronic Export Information Filings March 27th, 2019

*Note: No ECCN is Required for License Exception TMP per EAR 758.1(g)(2)

Top Ten ECCNs by Value to the United Kingdom		
NLR with ECCN	#1	9A991 Aircraft N.E.S. and Gas Turbine Engines not Controlled by 9A001 or 9A101 ...
	#2	5A991 Telecommunication Equip. Not Controlled by 5A001
	#3	5A992 Equipment not controlled by 5A002
	#4	5C991 Preforms of Glass Or of Any Other Material Optimized for the Manufactu...
	#5	1C999 Specific Materials, N.E.S., as Follows (See List of Items Controlled)....
	#6	3A999 Specific Processing Equip., N.E.S.
	#7	2B991 Numerical Control Units for Machine tools and "Numerically Controlled"...
	#8	7A994 Other Navigation Direction Finding Equip. ... Not Controlled under 7A003
	#9	3A992 General Purpose Electronic Equip. Note Controlled by 3A002
	#10	4A994 Computers Not Controlled By 4A001 or 4A003

Source: U.S. Customs & Border Protection, Electronic Export Information Filings March 27th, 2019

NOTE: ECCN Descriptions have been truncated; please review Commerce Control List for Full Description



U.S. Exports to The United Kingdom by Top Ten Export Control Classification Numbers (ECCN)

Top Ten ECCNs by Count to The United Kingdom		
LICENSED	#1	9A610 Military Aircraft and Related Commodities
	#2	9A619 Military Gas Turbine Engines and Related Commodities
	#3	3A611 Military Electronics
	#4	0A606 Ground Vehicles and Related Commodities
	#5	9A604 Commodities Related to Launch Vehicles, Missiles, Rockets, torpedoes, ...
	#6	7A103 Instrumentation, Navigation Equip./Systems Not
	#7	7A611 Navigation and Avionics equipment and systems, and "parts,"
	#8	9B610 Test, Inspection, and Production Equip. and Related Commodities Specia...
	#9	7A002 Gyros and Angular Rate Sensors, ...
	#10	3A001 Electronic Components

Source: U.S. Customs & Border Protection, Electronic Export Information Filings March 27th, 2019

Top Ten ECCNs by Count to The United Kingdom		
EXCEPTIONS	#1	5A002 Systems/Equip./Integrated Circuits for Info Sec
	#2	9A610 Military Aircraft and Related Commodities
	#3	3A611 Military Electronics
	#4	9A619 Military Gas Turbine Engines and Related Commodities
	#5	EAR99 Items subject to the EAR that are not elsewhere controlled
	#6	9A991 Aircraft N.E.S. and Gas Turbine Engines not Controlled by 9A001 or 9A101 ...
	#7	7A103 Instrumentation, Navigation Equip./Systems Not
	#8	4A003 "Digital Computers," "Electronic assemblies" and Related Equip. theref...
	#9	No ECCN No ECCN is required for License Exceptions TMP*
	#10	5D002 "Software" as follows (see List of Items Controlled)

Source: U.S. Customs & Border Protection, Electronic Export Information Filings March 27th, 2019

*Note: No ECCN is Required for License Exception TMP per EAR 758.1(g)(2)

Top Ten ECCNs by Count to The United Kingdom		
NLR with ECCN	#1	9A991 Aircraft N.E.S. and Gas Turbine Engines not Controlled by 9A001 or 9A101 ...
	#2	7A994 Other Navigation Direction Finding Equip. ... Not Controlled under 7A003
	#3	5A992 Equipment not controlled by 5A002
	#4	5A991 Telecommunication Equip. Not Controlled by 5A001
	#5	4A994 Computers Not Controlled By 4A001 or 4A003
	#6	2B999 Specific Processing Equip., N.E.S.
	#7	3A991 Electronic Devices and Components
	#8	3A992 General Purpose Electronic Equip. Note Controlled by 3A002
	#9	3A999 Specific Processing Equip., N.E.S.
	#10	3B991 Other Mfg/Test Equip. Not Controlled By 3B001

Source: U.S. Customs & Border Protection, Electronic Export Information Filings March 27th, 2019

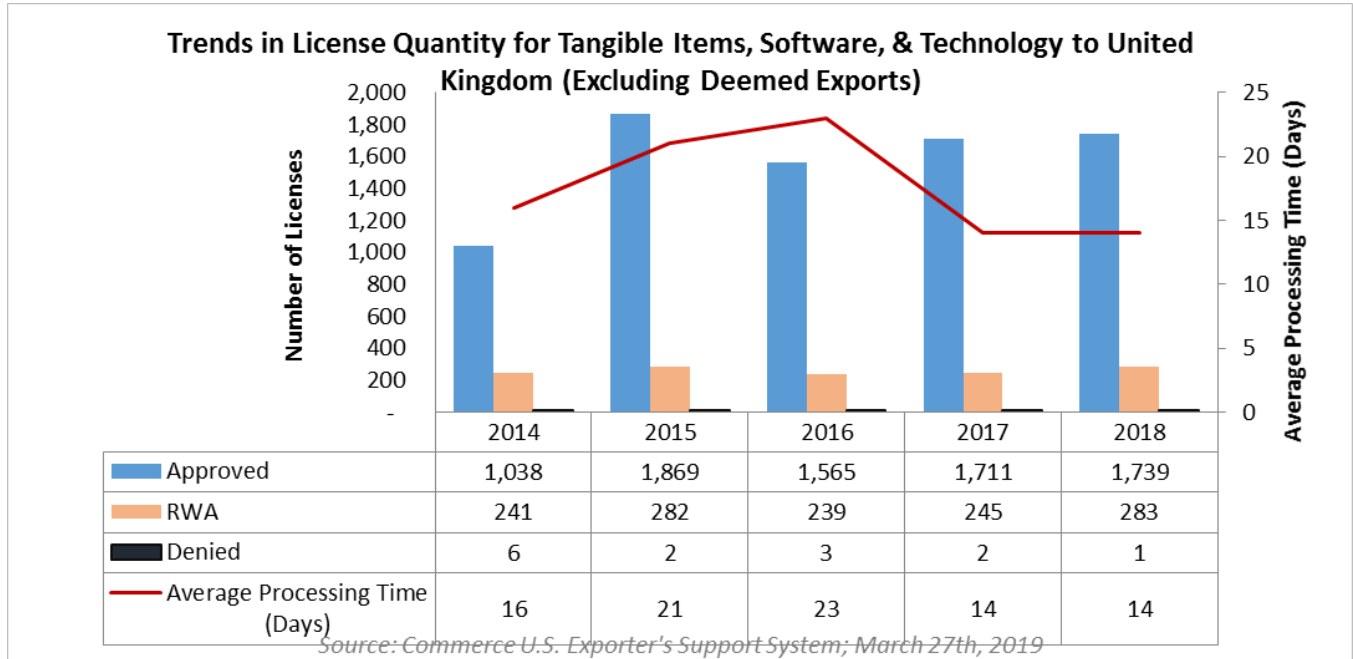
NOTE: ECCN Descriptions have been truncated; please review Commerce Control List for Full Description



III. BIS Licensing to the United Kingdom

In 2018, BIS reviewed 2,035 export/re-export applications (not including deemed export applications) valued at \$3.5 billion for the United Kingdom, out of a total of 33,844 applications worldwide valued at \$81.3 billion.

– Approved applications for the United Kingdom totaled 1,739 (85.5% of the total applications) for \$3.3 billion, compared to the 29,032 (85.8%) approved applications for all destinations valued at \$64.3 billion.



In 2018, BIS reviewed 27 deemed export applications from the British Nationals, out of a total of 1,007 applications worldwide.

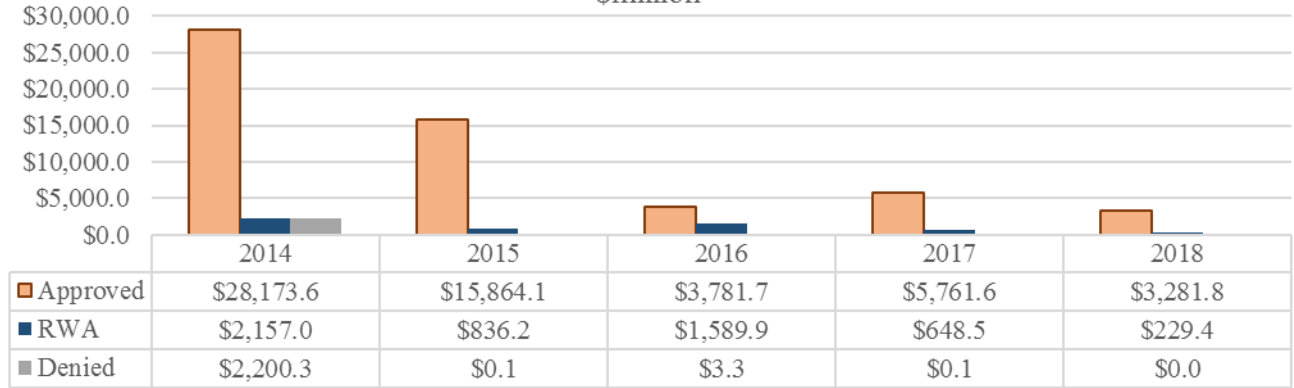
– Approved applications for British nationals totaled 20 (74.1% of the total applications), compared to the 846 (91.5%) approved applications for all destinations.

Deemed Export Licenses for British National			
	Approved	RWA	Denied
2014	11	4	0
2015	24	3	0
2016	28	5	0
2017	25	4	0
2018	20	7	0

Source: Commerce U.S. Exports Exporter Support System, retrieved on April 19, 2019



Trends in License Values for Tangible Items, Software & Technology for United Kingdom
\$million



Source: Commerce U.S. Exporter Support System, May 21, 2019