

# FOR PUBLIC RELEASE

## Analysis of U.S. Trade with Vietnam, 2022

### Summary

#### Imports and exports reported by U.S. Census Bureau<sup>1</sup>

In 2022, both U.S. exports to Vietnam and imports from Vietnam continued to grow for a third year in a row. U.S. exports totaled \$11.4 billion, an increase of 3.0% (\$335.8 million), and U.S. imports totaled \$127.5 billion, an increase of 25.1% (\$25.6 billion). The trade deficit was \$116.1 billion, increasing 27.8% (\$25.2 billion) from 2021.

In 2022, 0.6% of total U.S. global exports of \$2.1 trillion were exported to Vietnam and 3.9% of total U.S. imports of \$3.2 trillion from all countries were imported from Vietnam.

In 2022, \$1.4 billion of U.S. exports of Textiles, Footwear, and Headgear to Vietnam represented 4.2% of U.S. global exports of those commodities.

In 2022, \$30.7 billion of U.S. imports of Textiles, Footwear, and Headgear from Vietnam constituted 17.0% of the total U.S. imports of those commodities.

#### BIS export data<sup>2</sup>

In 2022, U.S. exports to Vietnam made under a BIS license exception totaled \$62.4 million, an increase of 21.0% from \$51.5 million in 2021.

In 2022, the top license exception, Encryption Commodities & Software (ENC), totaled at \$47.8 million (76.7% of all license exceptions for Vietnam), followed by Technology & Software Unrestricted (TSU), totaled at \$13.4 million (21.5%), and Servicing & Replacement of Parts & Equipment (RPL), totaled at \$720.6 thousand (1.2%).

---

<sup>1</sup> Export data in this section refers to trade in “goods” as defined by the U.S. Census: “Merchandise, supplies, raw materials, and products or any other item identified by a Harmonized System (HS) code.” Such data does not capture trade in technologies (e.g., exports made as transmissions or transfers); nor does it capture reexports of US-origin goods or technologies from another country. Nor does it include deemed exports or reexports. <https://www.census.gov/foreign-trade/reference/definitions/index.html#goods>.

<sup>2</sup> Export data in this section is derived from Automated Export System (AES) filings. Data in this section refers to the export of commodities, software, and technology subject to the Export Administration Regulations (EAR) and regulated as “items.” The data includes exports whether made under a license or a license exception. Such data does not capture trade in technologies (e.g., exports made as transmissions or transfers), nor does it capture reexports of US-origin goods from a third country. Nor does it include deemed exports or deemed reexports.

## FOR PUBLIC RELEASE

### Analysis of U.S. Trade with Vietnam, 2022

#### BIS licensing data<sup>3</sup>

In 2022, the number of export license applications for Vietnam, excluding applications for deemed exports and reexports, amounted to 0.5% of total applications worldwide.

In 2022, for applications involving commodities, software, and technology (excluding deemed exports and reexports of technology and source code to Vietnamese nationals in the U.S. or in a third country), BIS reviewed 190 export/re-export license applications valued at \$1.4 billion for Vietnam, compared to 39,045 applications worldwide valued at \$335.9 billion. BIS denied only one license application. BIS approved 164 applications valued at \$1.4 billion with an approval rate of 86.3%, compared to 34,068 approvals worldwide and valued at \$226.1 billion with an approval rate of 87.3%.

In 2022, BIS reviewed 20 applications for deemed exports or reexports involving Vietnamese nationals, representing 1.4% of total deemed export or reexport applications worldwide. BIS approved 20 of these applications and returned none without action (an approval rate of 100%).

In 2022, the top approved ECCNs on licenses for Vietnam were 3A001 for Electronic Items with 36 approvals, followed by 3E002 for “Technology” according to the General Technology Note with 21 approvals, and 5D002 for “Software” as follows with 18 approvals.

In 2022, the average processing time for applications involving Vietnam was 42 calendar days.

---

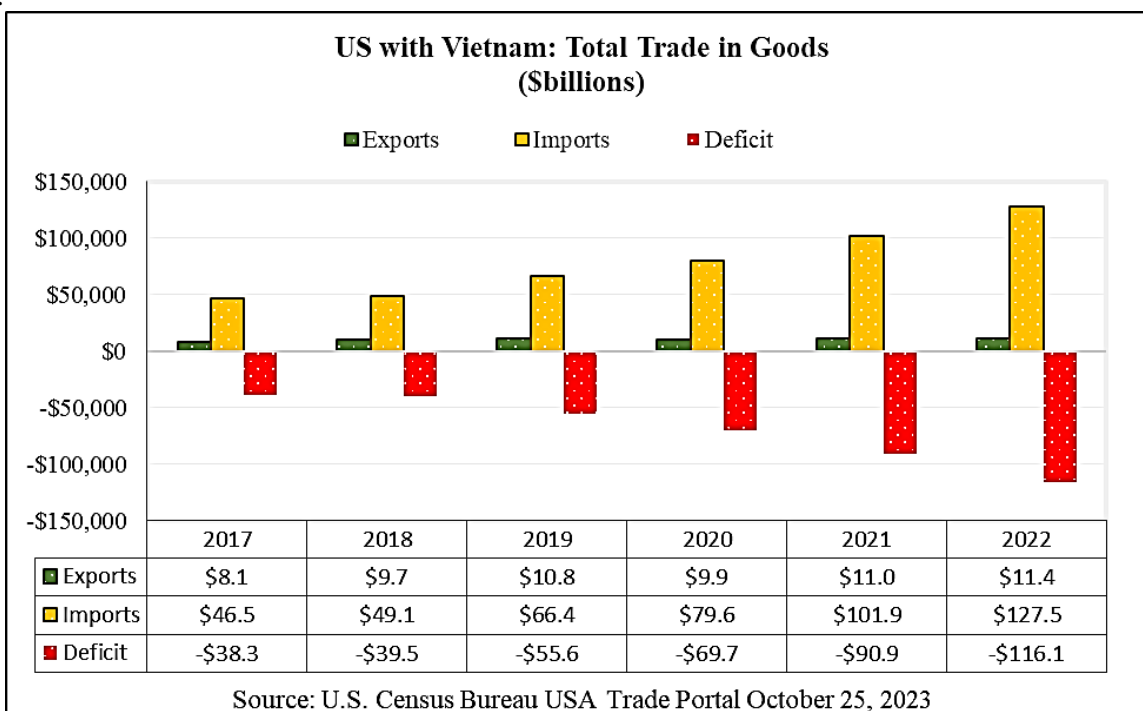
<sup>3</sup> Licensing data in this section is drawn from BIS internal systems. Data pertains to applications for export and/or reexport licenses and their associated outcomes. Reexport and export licenses and applications are not differentiated in this report; therefore, references to export licenses or applications should be interpreted as inclusive of reexport licenses and applications as well. All licensing figures include cases of deemed export and/or deemed reexport, unless otherwise noted.

# FOR PUBLIC RELEASE

## Analysis of U.S. Trade with Vietnam, 2022

### I. Total U.S. trade in goods with Vietnam<sup>4</sup>

In 2022, both U.S. exports to Vietnam and imports from Vietnam continued to grow for a third year in a row. U.S. exports totaled \$11.4 billion, an increase of 3.0% (\$335.8 million), and U.S. imports totaled \$127.5 billion, an increase of 25.1% (\$25.6 billion). The trade deficit was \$116.1 billion, increasing 27.8% (\$25.2 billion) from 2021.



In 2022, the level of U.S. exports to Vietnam and U.S. imports from Vietnam in goods, merchandise, and commodities as well as the trade deficit with Vietnam all exceeded the prior five-year average level by value (not adjusted for inflation).

	2017	2018	2019	2020	2021	2022	2017-2021 Average
EXPORTS	\$8,134.1	\$9,675.6	\$10,822.1	\$9,915.4	\$11,020.2	\$11,356.0	\$9,913.5
Δvalue	--	\$1,541.5	\$1,146.5	-\$906.7	\$1,104.8	\$335.8	
Δpct	--	19.0%	11.8%	-8.4%	11.1%	3.0%	
IMPORTS	\$46,477.4	\$49,139.5	\$66,437.3	\$79,582.3	\$101,916.1	\$127,480.7	\$68,710.5
Δvalue	--	\$2,662.1	\$17,297.9	\$13,145.0	\$22,333.8	\$25,564.6	
Δpct	--	5.7%	35.2%	19.8%	28.1%	25.1%	
BALANCE	(\$38,343.3)	(\$39,463.9)	(\$55,615.2)	(\$69,667.0)	(\$90,896.0)	(\$116,124.7)	(\$58,797.1)
Δvalue	--	(\$1,120.6)	(\$16,151.3)	(\$14,051.7)	(\$21,229.0)	(\$25,228.8)	
Δpct	--	2.9%	40.9%	25.3%	30.5%	27.8%	

Values in Millions of U.S. Dollars. Source: U.S. Census Bureau USA Trade Portal October 25, 2023

<sup>4</sup> Export data in this section refers to trade in “goods” as defined by the U.S. Census: “Merchandise, supplies, raw materials, and products or any other item identified by a Harmonized System (HS) code.” Such data does not capture trade in technologies (e.g., exports made as transmissions or transfers); nor does it capture reexports of US-origin goods or technologies from another country. Nor does it include deemed exports or reexports. <https://www.census.gov/foreign-trade/reference/definitions/index.html#goods>.

## FOR PUBLIC RELEASE

### Analysis of U.S. Trade with Vietnam, 2022

In 2022, of \$11.4 billion in U.S. exports to Vietnam, the top commodity sectors were Agricultural Products (21.6% of the total exports to the country), Machinery & Mechanical Appliances (21.1% of such total), and Chemicals, Plastics, Rubber, Leather Goods (19.2% of such total).

In 2022, of \$127.5 billion in U.S. imports from Vietnam, the top commodity sectors were Machinery & Mechanical Appliances (45.8% of the total U.S imports from the country), Textiles, Footwear, and Headgear (24.1% of such total) and Miscellaneous Manufactured Items (Chapters 94-96) (13.0% of such total).

Imports from Vietnam By Sector	Vietnam Commodity Trade 2022	US Exports to Vietnam by Sector
<b>\$127,480,707,698</b>	<b>Total Value All Commodities</b>	<b>\$11,355,976,534</b>
3.7%	Agriculture Products (Chapters 01-24)	21.6%
0.2%	Oils, Minerals, Lime, Cement (Chapters 25-27)	2.0%
5.2%	Chemicals, Plastics, Rubber, Leather Goods (Chapters 28-43)	19.2%
1.5%	Wood, Cork, Paper, Printed Books (Chapters 44-49)	6.9%
24.1%	Textiles, Footwear, Headgear (Chapters 50-67)	12.2%
0.7%	Stone, Glass, Metals, Pearls (Chapters 68-71)	1.7%
3.1%	Base Metals, Iron, Steel, Tools (Chapters 72-83)	5.0%
45.8%	Machinery & Mechanical Appliances (Chapters 84-85)	21.1%
1.0%	Transportation Equipment (Chapters 86-89)	6.5%
1.0%	Optical, Measuring, Medical, Other Instruments (Chapters 90-92)	2.8%
0.0%	Arms & Ammunition (Chapter 93)	0.0%
13.0%	Miscellaneous Manufactured Items (Chapters 94-96)	0.2%
0.0%	Art, Collectors' Pieces, Antiques (Chapter 97)	0.0%
0.5%	Special Classification Items (Chapter 98)	0.8%
0.2%	Temporary Legislation (Chapter 99)	0.0%

Source: U.S. Census Bureau USA Trade Portal October 25, 2023

In 2022, 0.6% of total U.S. global exports of \$2.1 trillion were exported to Vietnam and 3.9% of total U.S. imports of \$3.2 trillion from all countries were imported from Vietnam.

#### Exports

In 2022, \$1.4 billion of U.S. exports of Textiles, Footwear, and Headgear to Vietnam represented 4.2% of U.S. global exports of those commodities. Additionally, \$2.5 billion of exports of Agricultural Products represented 1.3% of U.S. global exports of those commodities.

#### Imports

In 2022, \$30.7 billion of U.S. imports of Textiles, Footwear, and Headgear from Vietnam constituted 17.0% of the total U.S. imports of those commodities. Additionally, \$16.5 billion of imports of Miscellaneous Manufactured Items (Chapters 94-96) and \$58.4 billion of imports of Machinery and Mechanical Appliances represented 12.1% and 6.3 %, respectively, of the global U.S. imports of those commodities.

# FOR PUBLIC RELEASE

## Analysis of U.S. Trade with Vietnam, 2022

### II. U.S. Exports to Vietnam Subject to BIS Export Controls<sup>5</sup>

In 2022, of the \$11.4 billion<sup>6</sup> in U.S. exports to Vietnam:

- \$12.1 million, or 0.1% of the total value, were exported under a BIS license;
- \$62.4 million, or 0.5% of the total value, were exported under a BIS license exception;
- \$2.3 billion, or 20.7%, were exported under No License Required (NLR) reporting an ECCN<sup>7</sup>;

For comparison, globally:

- 0.4% of U.S. exports by dollar value were exported under a BIS license;
- 0.8% were exported under a BIS license exception;
- 9.6% of exports were exported under NLR reporting an ECCN;

Vietnam				
	2020	2021	2022	
Licensed by BIS	\$19.6	\$11.6	\$12.1	
BIS License Exceptions	\$74.6	\$51.5	\$62.4	
NLR reporting an ECCN [8]	\$2,253.1	\$1,855.1	\$2,348.7	
NLR DY6 600-Series .y subparagraph [9]	\$0.04	\$0.0	\$0.02	
NLR YFA 0A501 .y subparagraph firearms [10]	\$0.0	\$0.0	\$0.0	
Values in Millions of U.S. Dollars. Source: Automated Export System February 15, 2023				

Reasons for Control	Chemical and Biological Weapons			Nuclear Nonproliferation		National Security		Missile Tech	Regional Stability		Firearms Convention	Crime Control			Anti-Terrorism	
	CB:1	CB:2	CB:3	NP:1	NP:2	NS:1	NS:2	MT:1	RS:1	RS:2	FC:1	CC:1	CC:2	CC:3	AT:1	AT:2
Vietnam	X	X	X	X		X	X	X	X	X		X	X			

<sup>5</sup> Unless otherwise specified, export data in this section is derived from Automated Export System (AES) filings. Data in this section refers to the export of commodities, software, and technology subject to the Export Administration Regulations (EAR) and regulated as “items.” The data includes exports whether made under a license or a license exception. Such data does not capture trade in technologies (e.g., exports made as transmissions or transfers), nor does it capture reexports of US-origin goods from a third country. Nor does it include deemed exports or deemed reexports.

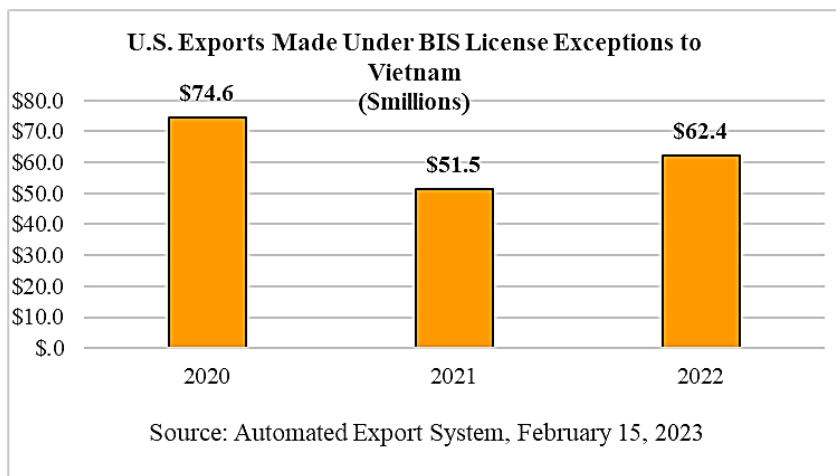
<sup>6</sup> This figure is reported by the U.S. Census Bureau. “Total exports” refers to “goods” as defined by the U.S. Census: “Merchandise, supplies, raw materials, and products or any other item identified by a Harmonized System (HS) code.” Such data does not capture trade in technologies (e.g., exports and imports made as transmissions or transfers), nor does it capture reexports of US-origin goods from another country <https://www.census.gov/foreign-trade/reference/definitions/index.html#goods>.

<sup>7</sup> Line items reported in AES as license type C33 with an ECCN. Excludes items classified as EAR99.

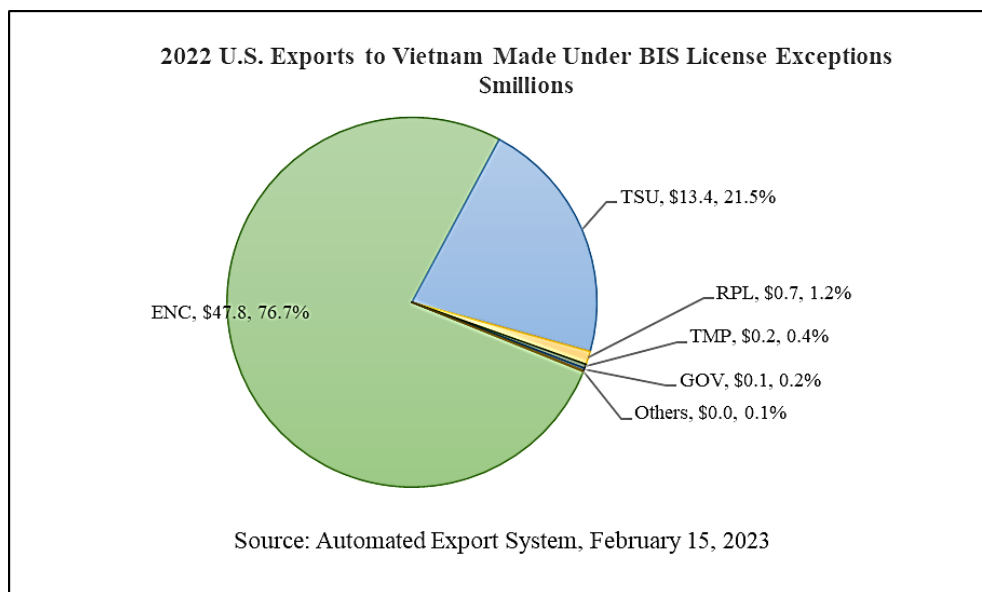
## FOR PUBLIC RELEASE

### Analysis of U.S. Trade with Vietnam, 2022

In 2022, U.S. exports to Vietnam made under a BIS license exception totaled \$62.4 million, an increase of 21.0% from \$51.5 million in 2021.



In 2022, the top license exception, Encryption Commodities & Software (ENC), totaled at \$47.8 million (76.7% of all license exceptions for Vietnam), followed by Technology & Software Unrestricted (TSU), totaled at \$13.4 million (21.5%), and Servicing & Replacement of Parts & Equipment (RPL), totaled at \$720.6 thousand (1.2%).



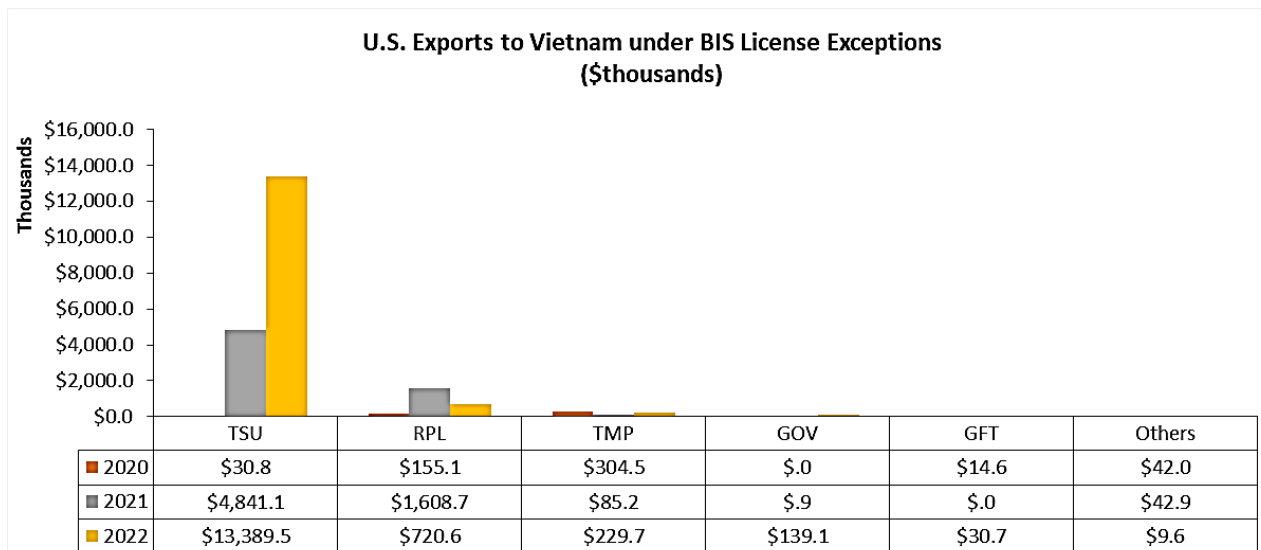
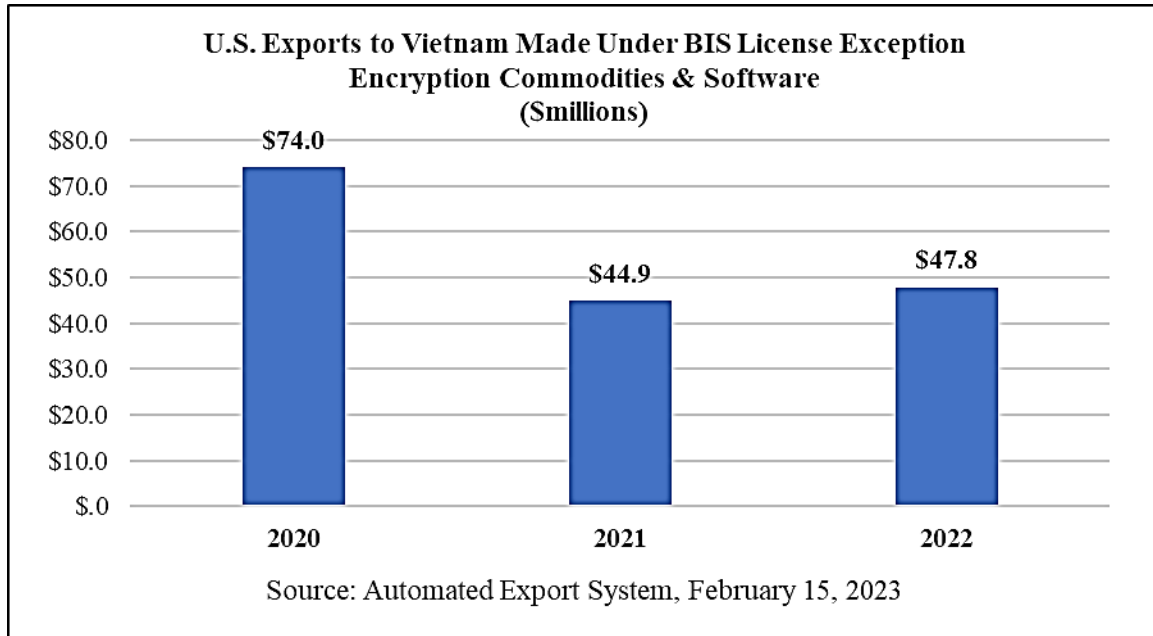
ENC: Encryption commodities, software, and technology  
 TSU: Technology & Software Unrestricted  
 RPL: Servicing and replacement of parts and equipment  
 TMP: Temporary imports, exports, reexports  
 GOV: Government & International Organizations



## FOR PUBLIC RELEASE

### Analysis of U.S. Trade with Vietnam, 2022

In 2022, U.S. exports to Vietnam shipped under BIS license exception ENC totaled \$47.8 million, a 6.4% increase from \$44.9 million in 2021.



Source: Automated Export System, February 15, 2023





# FOR PUBLIC RELEASE

## Analysis of U.S. Trade with Vietnam, 2022

LICENSED	Top ECCNs Reported on Exports to Vietnam, by aggregate shipment value (\$millions)		
	#1	3A001	Electronic items as follows (see List of Items Controlled).
	#2	9A980	Nonmilitary mobile crime science laboratories; and accessories, n.e.s.
	#3	1A004	Protective and Detection Equipment and “Components,” Not “Specially De
	#4	5A002	“Information security” systems, equipment and “components,” as follows
	#5	6A003	Cameras, Systems or Equipment, and “Components” Therefor, as Follows (
	#6	2B352	Equipment Capable of Use in Handling Biological Materials, as Follows
	#7	0A501	Firearms (except 0A502 shotguns) and related commodities as follows (s
	#8	3A611	Military electronics, as follows (see List of Items Controlled).
	#9	1C202	Alloys other than those controlled by 1C002.b.3 or 1C002.b.4 as follow
	#10	1C350	Chemicals that may be used as precursors for toxic chemical agents (se

Note: ECCN descriptions have been truncated: please review Commerce Control List for full description

EXCEPTIONS	Top ECCNs Reported on Exports to Vietnam, by aggregate shipment value (\$millions)		
	#1	5A002	“Information security” systems, equipment and “components,” as follows
	#2	EAR99	Items subject to the EAR that are not elsewhere specified in this CCL
	#3	5D002	“Software” as follows (see List of Items Controlled).
	#4	6A005	“Lasers,” “components” and optical equipment, as follows (see List of
	#5	7A103	Instrumentation, navigation equipment and systems, other than those co
	#6	6A003	Cameras, Systems or Equipment, and “Components” Therefor, as Follows (
	#7	5D992	“Information Security” “software” not controlled by 5D002 as follows (
	#8	9A991	“Aircraft,” n.e.s., and gas turbine engines not controlled by 9A001 or
	#9	5A991	Telecommunication equipment, not controlled by 5A001 (see List of Item
	#10	3A001	Electronic items as follows (see List of Items Controlled).

Note: ECCN descriptions have been truncated: please review Commerce Control List for full description

NLR with ECCN	Top ECCNs Reported on Exports to Vietnam, by aggregate shipment value (\$millions)		
	#1	5A992	Equipment not controlled by 5A002 (see List of Items Controlled).
	#2	9A991	“Aircraft,” n.e.s., and gas turbine engines not controlled by 9A001 or
	#3	5A991	Telecommunication equipment, not controlled by 5A001 (see List of Item
	#4	3A991	Electronic devices, and “components” not controlled by 3A001.
	#5	9E991	“Technology”, for the “development”, “production” or “use” of equipmen
	#6	3B992	Equipment not controlled by 3B002 for the inspection or testing of ele
	#7	4A994	Computers, “electronic assemblies” and related equipment not controlle
	#8	8A992	Vessels, marine systems or equipment, not controlled by 8A001 or 8A002
	#9	3A999	Specific Processing Equipment, n.e.s., as Follows (See List of Items C
	#10	1C990	Fibrous and filamentary materials, not controlled by 1C010 or 1C210, f

Note: ECCN descriptions have been truncated: please review Commerce Control List for full description

Source: Automated Export System



# FOR PUBLIC RELEASE

## Analysis of U.S. Trade with Vietnam, 2022

LICENSED	Top ECCNs Reported on Exports to Vietnam, by shipment count [1]		
	#1	3A001	Electronic items as follows (see List of Items Controlled).
	#2	5A002	“Information security” systems, equipment and “components,” as follows
	#3	1A985	Fingerprinting powders, dyes, and inks.
	#4	1C202	Alloys other than those controlled by 1C002.b.3 or 1C002.b.4 as follow
	#5	2B350	Chemical manufacturing facilities and equipment, except valves control
	#6	1C006	Fluids and lubricating materials, as follows (see List of Items Contro
	#7	1C350	Chemicals that may be used as precursors for toxic chemical agents (se
	#8	6A003	Cameras, Systems or Equipment, and “Components” Therefor, as Follows (
	#9	3A611	Military electronics, as follows (see List of Items Controlled).
	#10	EAR99	Items subject to the EAR that are not elsewhere specified in this CCL

Note: ECCN descriptions have been truncated: please review Commerce Control List for full description

EXCEPTIONS	Top ECCNs Reported on Exports to Vietnam, by shipment count [1]		
	#1	5A002	“Information security” systems, equipment and “components,” as follows
	#2	5D002	“Software” as follows (see List of Items Controlled).
	#3	EAR99	Items subject to the EAR that are not elsewhere specified in this CCL
	#4	0A501	Firearms (except 0A502 shotguns) and related commodities as follows (s
	#5	0A504	Optical sighting devices for firearms (including shotguns controlled b
	#6	7A103	Instrumentation, navigation equipment and systems, other than those co
	#7	5D992	“Information Security” “software” not controlled by 5D002 as follows (
	#8	6A005	“Lasers,” “components” and optical equipment, as follows (see List of
	#9	5A991	Telecommunication equipment, not controlled by 5A001 (see List of Item
	#10	6A003	Cameras, Systems or Equipment, and “Components” Therefor, as Follows (

Note: ECCN descriptions have been truncated: please review Commerce Control List for full description

NLR with ECCN	Top ECCNs Reported on Exports to Vietnam, by shipment count [1]		
	#1	9A991	“Aircraft,” n.e.s., and gas turbine engines not controlled by 9A001 or
	#2	5A992	Equipment not controlled by 5A002 (see List of Items Controlled).
	#3	5A991	Telecommunication equipment, not controlled by 5A001 (see List of Item
	#4	3A991	Electronic devices, and “components” not controlled by 3A001.
	#5	3B992	Equipment not controlled by 3B002 for the inspection or testing of ele
	#6	4A994	Computers, “electronic assemblies” and related equipment not controle
	#7	7A994	Other navigation direction finding equipment, airborne communication e
	#8	3A999	Specific Processing Equipment, n.e.s., as Follows (See List of Items C
	#9	3A992	General purpose electronic equipment not controlled by 3A002.
	#10	2B999	Specific Processing Equipment, n.e.s., as Follows (See List of Items C

Note: ECCN descriptions have been truncated: please review Commerce Control List for full description

[1] Source: Automated Export System. Shipment count is the number of distinct AES filings containing the given ECCN.

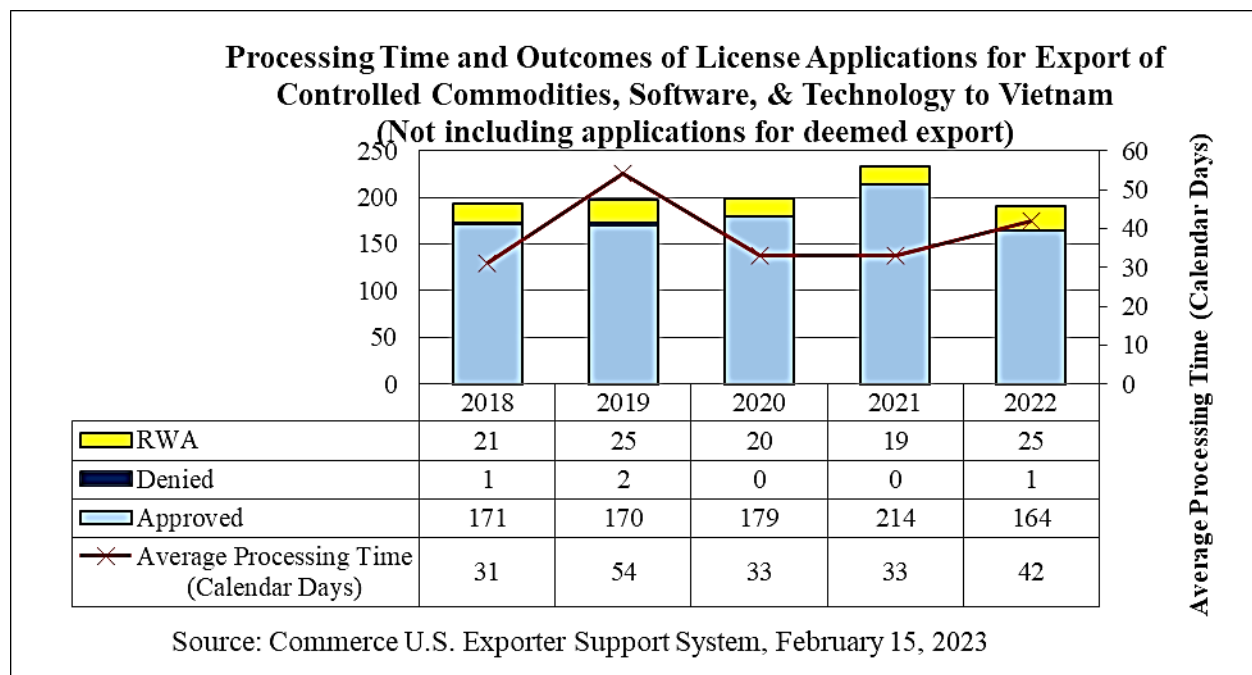
# FOR PUBLIC RELEASE

## Analysis of U.S. Trade with Vietnam, 2022

### III. BIS Licensing Involving Vietnam<sup>8</sup>

In 2022, the number of export license applications for Vietnam, excluding applications for deemed exports and reexports, amounted to 0.5% of total applications worldwide.

In 2022, for applications involving commodities, software, and technology (excluding deemed exports and reexports of technology and source code to Vietnamese nationals in the U.S. or in a third country), BIS reviewed 190 export/re-export license applications valued at \$1.4 billion for Vietnam, compared to 39,045 applications worldwide valued at \$335.9 billion. BIS denied only one license application. BIS approved 164 applications valued at \$1.4 billion with an approval rate of 86.3%, compared to 34,068 approvals worldwide and valued at \$226.1 billion with an approval rate of 87.3%.



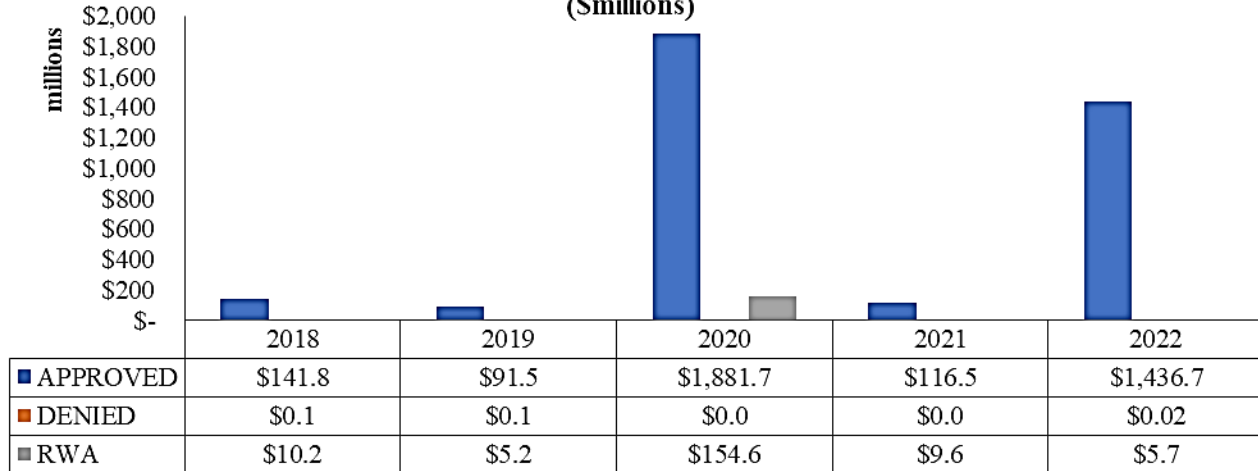
<sup>8</sup> Licensing data in this section is drawn from BIS internal systems. Data pertains to applications for export and/or reexport licenses and their associated outcomes. Reexport and export licenses and applications are not differentiated in this report; therefore, references to export licenses or applications should be interpreted as inclusive of reexport licenses and applications as well. All licensing figures include cases of deemed exports and/or deemed reexports, unless otherwise noted.



# FOR PUBLIC RELEASE

## Analysis of U.S. Trade with Vietnam, 2022

**Values of License Applications for Export of Controlled Commodities, Software, & Technology to Vietnam, by Outcome**  
(Smillions)



Source: Commerce U.S. Exporter Support System, February 15, 2023

In 2022, BIS reviewed 20 applications for deemed exports or reexports involving Vietnamese nationals, representing 1.4% of total deemed export or reexport applications worldwide. BIS approved 20 of these applications and returned none without action (an approval rate of 100%).

In the last five years, there were no denials for applications for deemed exports or reexports involving Vietnamese nationals.

Count of License Applications for Deemed Export, By Outcome, For Nationals of Vietnam						
2018-2022						
Year	APPROVED	DENIED	RWA	Vietnam Total	Worldwide Total	Vietnam Total/ World Total
2018	8	0	1	9	969	0.9%
2019	10	0	3	13	1,308	1.0%
2020	8	0	1	9	1,207	0.7%
2021	12	0	0	12	924	1.3%
2022	20	0	0	20	1,457	1.4%

Source: Commerce U.S. Exporter Support System, February 15, 2023

In 2022, the top approved ECCNs on licenses for Vietnam were 3A001 for Electronic Items with 36 approvals, followed by 3E002 for “Technology” according to the General Technology Note with 21 approvals, and 5D002 for “Software” as follows with 18 approvals.



# FOR PUBLIC RELEASE

## Analysis of U.S. Trade with Vietnam, 2022

Top ECCNs Approved for Export to Vietnam, by Number of Licenses			2018	2019	2020	2021	2022	% of worldwide
APPROVED	#1	3A001 Electronic items as follows (see List of Items Controlled).	23	26	37	40	36	2.8%
	#2	3E002 "Technology" according to the General Technology Note other than that	2	12	6	12	21	4.3%
	#3	5D002 "Software" as follows (see List of Items Controlled).	5	10	24	23	18	2.8%
	#4	3E001 "Technology" according to the General Technology Note for the "develop	7	10	7	8	15	2.7%
	#5	5E001 "Technology" as follows (see List of Items Controlled).	7	15	10	10	15	3.4%

Source: Commerce U.S. Exporter Support System, February 15, 2023

Note: ECCN Descriptions have been truncated; please review Commerce Control List for Full Description

ECCNs on Denied License Applications for Export to Vietnam			2022	% of World Total
Denied	#1	1A004 Protective and Detection Equipment and "Components," Not "Specially De	1	25.0%

Source: Commerce U.S. Exporter Support System, February 15, 2023

Note: ECCN Descriptions have been truncated; please review Commerce Control List for Full Description

In 2022, the average processing time for applications involving Vietnam was 42 calendar days.



# FOR PUBLIC RELEASE

## Analysis of U.S. Trade with Vietnam, 2022

Summary of U.S. Exports to Vietnam Calendar Year 2022				
	2021	2022	% change	% of total exports 2022
<b>Total Exports [1]</b>	\$ 11,020,179,413	\$ 11,355,976,534	3.0%	
<b>EAR Controlled Exports [2]</b>	2021	2022	% change	% of total exports 2022
C30 - Licenses	\$ 11,625,923	\$ 12,111,404	4.18%	0.1%
<b>License Exceptions [2]</b>	2021	2022	% of total license exceptions 2022	% of total exports 2022
C50 - ENC	\$ 44,949,437	\$ 47,841,501	76.7%	0.42%
C44 - TSU	\$ 4,841,120	\$ 13,389,472	21.5%	0.12%
C41 - RPL	\$ 1,608,652	\$ 720,638	1.2%	0.01%
C40 - TMP	\$ 85,191	\$ 229,722	0.4%	0.002%
C42 - GOV	\$ 923	\$ 139,109	0.2%	0.001%
C43 - GFT	\$ -	\$ 30,704	0.05%	0.0003%
C45 - BAG	\$ -	\$ 9,566	0.02%	0.0001%
C53 - APP	\$ 27,542	\$ -	0.0%	0.0%
C46 - AVS	\$ 15,345	\$ -	0.0%	0.0%
Subtotal License Exceptions	\$ 51,528,210.00	\$ 62,360,712.00		0.5%
Total of Licensed Exports and License Exceptions	\$ 63,155,063.00	\$ 74,472,116.00		0.7%
<b>NLR [2]</b>	2021	2022	% of total NLR 2022	% of total exports 2022
C33 - NLR with an ECCN	\$ 1,855,143,257	\$ 2,348,735,767	100.0%	20.7%
C60 - NLR for 600-series .y subparagraph	\$ -	\$ 17,108	0.001%	0.0002%
C63 - NLR for 0A501 .y subparagraph Firearms	\$ -	\$ -	0.0%	0.0%
Subtotal NLR	\$ 1,855,143,257	\$ 2,348,752,875		20.7%

[1] Source: U.S. Census. Refers to trade in “goods” as defined by the U.S. Census: “Merchandise, supplies, raw materials, and products or any other item identified by a Harmonized System (HS) code.” Such data does not capture trade in technologies (e.g., exports made as transmissions or transfers); nor does it capture reexports of US-origin goods or technologies from another country. Nor does it include deemed exports or reexports.

[2] Source: Automated Export System (AES) filings.