



Analysis of U.S. Trade with UAE, 2022

Summary

Imports and exports reported by U.S. Census Bureau¹

In 2022, both U.S. exports to the United Arab Emirates (UAE) and imports from UAE grew significantly compared to 2021. U.S. exports totaled \$20.8 billion, an increase of 22.2% (\$3.8 billion), and U.S. imports totaled \$6.9 billion, an increase of 10.0% (\$628.1 million). The trade surplus was \$14.0 billion, increasing 29.2% (\$3.1 billion) from 2021.

In 2022, 1.0% of total U.S. global exports of \$2.1 trillion were exported to UAE and 0.2% of total U.S. imports of \$3.2 trillion from all countries were imported from UAE.

In 2022, \$6.5 billion of U.S. exports of Transportation Equipment to UAE represented 2.7% of U.S. global exports of those commodities.

In 2022, \$2.5 billion of U.S. imports of Base Metals, Iron, Steel, Tools from UAE constituted 1.3% of the total U.S. imports of those commodities.

BIS export data²

In 2022, U.S. exports to UAE made under a BIS license exception totaled \$226.8 million, a decrease of 23.3% from \$295.5 million in 2021.

In 2022, the top license exception, Encryption commodities, software, and technology (ENC), totaled at \$122.8 million (54.2% of all license exceptions for UAE), followed by Servicing and replacement of parts and equipment (RPL), totaled at \$80.8 million (35.6%), and Temporary imports, exports, reexports, and transfers (in-country) (TMP), totaled at \$16.6 million (7.3%).

¹ Export data in this section refers to trade in “goods” as defined by the U.S. Census: “Merchandise, supplies, raw materials, and products or any other item identified by a Harmonized System (HS) code.” Such data does not capture trade in technologies (e.g., exports made as transmissions or transfers); nor does it capture reexports of US-origin goods or technologies from another country. Nor does it include deemed exports or reexports. <https://www.census.gov/foreign-trade/reference/definitions/index.html#goods>.

² Export data in this section is derived from Automated Export System (AES) filings. Data in this section refers to the export of commodities, software, and technology subject to the Export Administration Regulations (EAR) and regulated as “items.” The data includes exports whether made under a license or a license exception. Such data does not capture trade in technologies (e.g., exports made as transmissions or transfers), nor does it capture reexports of US-origin goods from a third country. Nor does it include deemed exports or deemed reexports.



Analysis of U.S. Trade with UAE, 2022

BIS licensing data³

In 2022, the number of export license applications for UAE, excluding applications for deemed⁴ exports, amounted to 1.7% of total applications worldwide.

In 2022, for applications involving commodities, software, and technology (excluding deemed exports and reexports of technology and source code to Emirati nationals in the U.S. or in a third country), BIS reviewed 673 export/re-export license applications valued at \$1.3 billion for UAE. BIS denied 8 license applications. BIS approved 591 applications valued at \$1.2 billion with an approval rate of 87.8%. 74 applications were returned without action (RWA).

In 2022, BIS reviewed 2 applications for deemed exports or reexports involving Emirati nationals, representing 0.1% of total deemed export or reexport applications worldwide. BIS approved 1 of these applications and returned 1 without action (an approval rate of 50%).

In 2022, the top approved ECCNs on licenses for UAE were 9A610 for Military Aircraft and Related Commodities with 147 approvals, followed by 0A501 for Firearms (except 0A502 shotguns) and related commodities with 67 approvals, and 6A003 for Cameras, Systems or Equipment, and “Components” with 55 approvals.

In 2022, the average processing time for applications involving UAE was 32 calendar days.

³ Licensing data in this section is drawn from BIS internal systems. Data pertains to applications for export and/or reexport licenses and their associated outcomes. Reexport and export licenses and applications are not differentiated in this report; therefore, references to export licenses or applications should be interpreted as inclusive of reexport licenses and applications as well. All licensing figures include cases of deemed export and/or deemed reexport, unless otherwise noted.

⁴ Deemed exports are defined in 734.13(b) of the EAR: “Any release in the United States of “technology” or source code to a foreign person is a deemed export to the foreign person's most recent country of citizenship or permanent residency.”

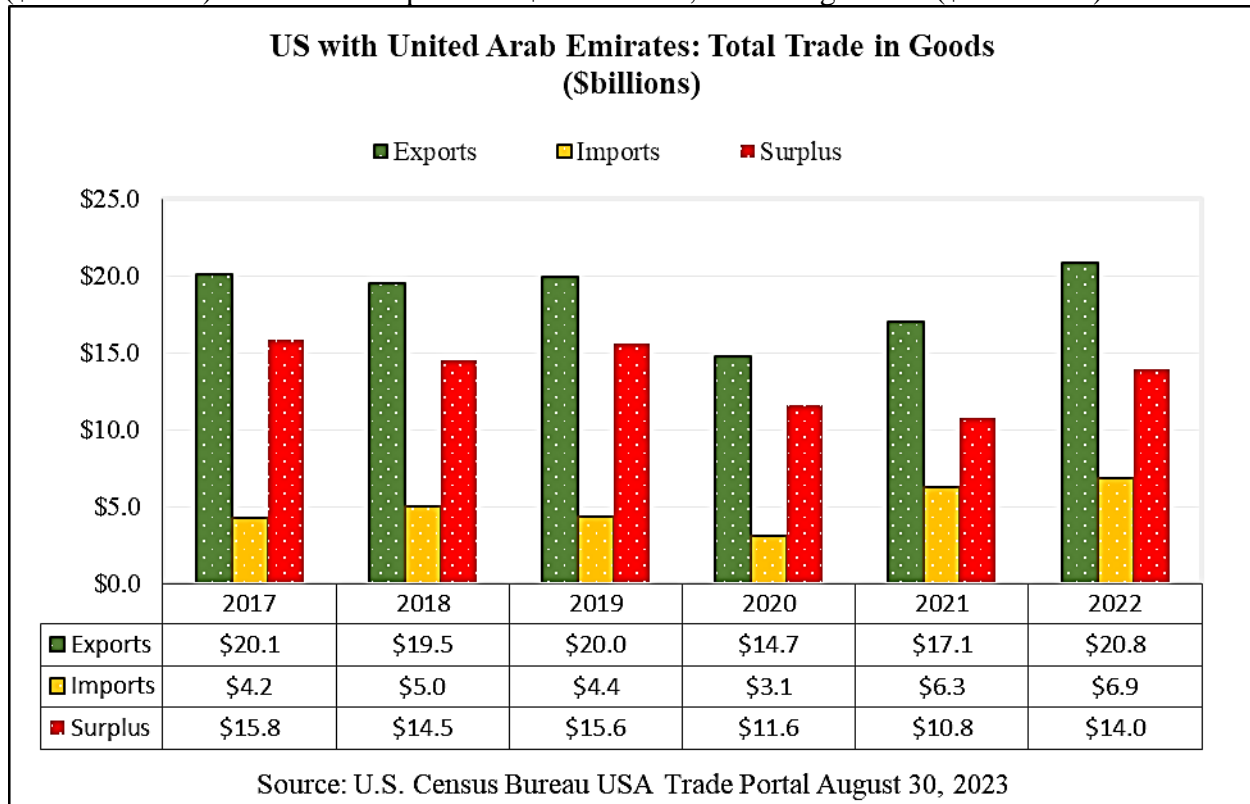
<https://www.ecfr.gov/current/title-15/subtitle-B/chapter-VII/subchapter-C/part-734/section-734.13>



Analysis of U.S. Trade with UAE, 2022

I. Total U.S. trade in goods with UAE⁵

In 2022, both U.S. exports to UAE and imports from UAE grew significantly compared to 2021. U.S. exports totaled \$20.8 billion, an increase of 22.2% (\$3.8 billion), and U.S. imports totaled \$6.9 billion, an increase of 10.0% (\$628.1 million). The trade surplus was \$14.0 billion, increasing 29.2% (\$3.1 billion) from 2021.



In 2022, the level of U.S. exports to UAE and U.S. imports from UAE in goods, merchandise, and commodities as well as the trade deficit with UAE all exceeded the prior five-year average level by value (not adjusted for inflation).

	2017	2018	2019	2020	2021	2022	2017-2021 Average
EXPORTS	\$20,078.6	\$19,497.4	\$19,974.2	\$14,743.7	\$17,055.0	\$20,836.9	\$18,269.8
Δvalue	--	-\$581.2	\$476.9	-\$5,230.5	\$2,311.3	\$3,781.9	
Δpct	--	-2.9%	2.4%	-26.2%	15.7%	22.2%	
IMPORTS	\$4,243.1	\$5,016.2	\$4,354.6	\$3,113.5	\$6,255.7	\$6,883.8	\$4,596.6
Δvalue	--	\$773.2	-\$661.6	-\$1,241.1	\$3,142.2	\$628.1	
Δpct	--	18.2%	-13.2%	-28.5%	100.9%	10.0%	
BALANCE	\$15,835.5	\$14,481.1	\$15,619.6	\$11,630.2	\$10,799.3	\$13,953.1	\$13,673.2
Δvalue	--	(\$1,354.4)	\$1,138.5	(\$3,989.4)	(\$830.9)	\$3,153.8	
Δpct	--	-8.6%	7.9%	-25.5%	-7.1%	29.2%	

Values in Millions of U.S. Dollars. Source: U.S. Census Bureau USA Trade Portal August 30, 2023

⁵ Export data in this section refers to trade in “goods” as defined by the U.S. Census: “Merchandise, supplies, raw materials, and products or any other item identified by a Harmonized System (HS) code.” Such data does not capture trade in technologies (e.g., exports made as transmissions or transfers); nor does it capture reexports of US-origin goods or technologies from another country. Nor does it include deemed exports or reexports. <https://www.census.gov/foreign-trade/reference/definitions/index.html#goods>.



Analysis of U.S. Trade with UAE, 2022

In 2022, of \$20.8 billion in U.S. exports to UAE, the top commodity sectors were Transportation Equipment (31.0% of the total exports to the country), Machinery & Mechanical Appliances (30.9% of such total), and Stone, Glass, Metals, Pearls (8.5% of such total).

In 2022, of \$6.9 billion in U.S. imports from UAE, the top commodity sectors were Base Metals, Iron, Steel, Tools (35.7% of the total U.S imports from the country), Oils, Minerals, Lime, Cement (26.9% of such total) and Special Classification Items (14.1% of such total).

Imports from United Arab Emirates By Sector \$6,883,766,252	United Arab Emirates Commodity Trade 2022 Total Value All Commodities	US Exports to United Arab Emirates by Sector \$20,836,885,628
1.6%	Agriculture Products (Chapters 01-24)	6.2%
26.9%	Oils, Minerals, Lime, Cement (Chapters 25-27)	0.9%
4.8%	Chemicals, Plastics, Rubber, Leather Goods (Chapters 28-43)	8.5%
1.0%	Wood, Cork, Paper, Printed Books (Chapters 44-49)	0.8%
1.1%	Textiles, Footwear, Headgear (Chapters 50-67)	1.0%
6.4%	Stone, Glass, Metals, Pearls (Chapters 68-71)	8.5%
35.7%	Base Metals, Iron, Steel, Tools (Chapters 72-83)	2.0%
5.7%	Machinery & Mechanical Appliances (Chapters 84-85)	30.9%
0.9%	Transportation Equipment (Chapters 86-89)	31.0%
0.3%	Optical, Measuring, Medical, Other Instruments (Chapters 90-92)	3.9%
0.0%	Arms & Ammunition (Chapter 93)	1.1%
0.9%	Miscellaneous Manufactured Items (Chapters 94-96)	1.1%
0.1%	Art, Collectors' Pieces, Antiques (Chapter 97)	0.4%
14.1%	Special Classification Items (Chapter 98)	3.5%
0.4%	Temporary Legislation (Chapter 99)	0.0%

Source: U.S. Census Bureau USA Trade Portal August 30, 2023

In 2022, 1.0% of total U.S. global exports of \$2.1 trillion were exported to UAE and 0.2% of total U.S. imports of \$3.2 trillion from all countries were imported from UAE.

Exports

In 2022, \$6.5 billion of U.S. exports of Transportation Equipment to UAE represented 2.7% of U.S. global exports of those commodities. Additionally, \$6.4 billion of exports of Machinery & Mechanical Appliances represented 1.5%, and \$1.8 billion of Stone, Glass, Metals, Pearls represented 1.7% of U.S. global exports of those commodities.

Imports

In 2022, \$2.5 billion of U.S. imports of Base Metals, Iron, Steel, Tools from UAE constituted 1.3% of the total U.S. imports of those commodities. Additionally, \$1.9 billion of imports of Oils, Minerals, Lime, Cement represented 0.6%, and \$973.8 million of imports of Special Classification Items represented 1.0% of the global U.S. imports of those commodities.



Analysis of U.S. Trade with UAE, 2022

II. U.S. Exports to UAE Subject to BIS Export Controls⁶

In 2022, of the \$20.9 billion⁷ in U.S. exports to UAE:

- \$254.3 million, or 1.2% of the total value, were exported under a BIS license;
- \$226.8 million, or 1.1% of the total value, were exported under a BIS license exception;
- \$3.7 billion, or 17.9%, were exported under No License Required (NLR) reporting an ECCN⁸;
- \$8.0 million, or 0.04%, were exported under NLR for 600-series .y subparagraph items⁹;
- \$318,348, or 0.002%, were exported under NLR for 0A501 .y subparagraph Firearms items.¹⁰

For comparison, globally:

- 0.4% of U.S. exports by dollar value were exported under a BIS license;
- 0.8% were exported under a BIS license exception;
- 9.6% of exports were exported under NLR reporting an ECCN;
- 0.02% of exports were exported under NLR for 600-series .y subparagraph items;
- 0.001% of exports were exported under NLR for 0A501 .y subparagraph Firearms items.

United Arab Emirates				
	2020	2021	2022	
Licensed by BIS	\$349.0	\$153.4	\$254.3	
BIS License Exceptions	\$492.9	\$295.5	\$226.8	
NLR reporting an ECCN [8]	\$1,993.0	\$2,680.1	\$3,729.7	
NLR DY6 600-Series .y subparagraph [9]	\$5.9	\$6.9	\$8.0	
NLR YFA 0A501 .y subparagraph firearms [10]	\$0.01	\$0.1	\$0.3	
Values in Millions of U.S. Dollars. Source: Automated Export System February 15, 2023				

Reasons for Control	Chemical and Biological Weapons			Nuclear Nonproliferation		National Security		Missile Tech	Regional Stability		Firearms Convention	Crime Control			Anti-Terrorism	
	CB:1	CB:2	CB:3	NP:1	NP:2	NS:1	NS:2	MT:1	RS:1	RS:2	FC:1	CC:1	CC:2	CC:3	AT:1	AT:2
United Arab Emirates	X	X	X	X		X	X	X	X	X		X		X		

⁶ Unless otherwise specified, export data in this section is derived from Automated Export System (AES) filings. Data in this section refers to the export of commodities, software, and technology subject to the Export Administration Regulations (EAR) and regulated as “items.” The data includes exports whether made under a license or a license exception. Such data does not capture trade in technologies (e.g., exports made as transmissions or transfers), nor does it capture reexports of US-origin goods from a third country. Nor does it include deemed exports or deemed reexports.

⁷ This figure is reported by the U.S. Census Bureau. “Total exports” refers to “goods” as defined by the U.S. Census: “Merchandise, supplies, raw materials, and products or any other item identified by a Harmonized System (HS) code.” Such data does not capture trade in technologies (e.g., exports and imports made as transmissions or transfers), nor does it capture reexports of US-origin goods from another country <https://www.census.gov/foreign-trade/reference/definitions/index.html#goods>.

⁸ Line items reported in AES as license type C33 with an ECCN. Excludes items classified as EAR99.

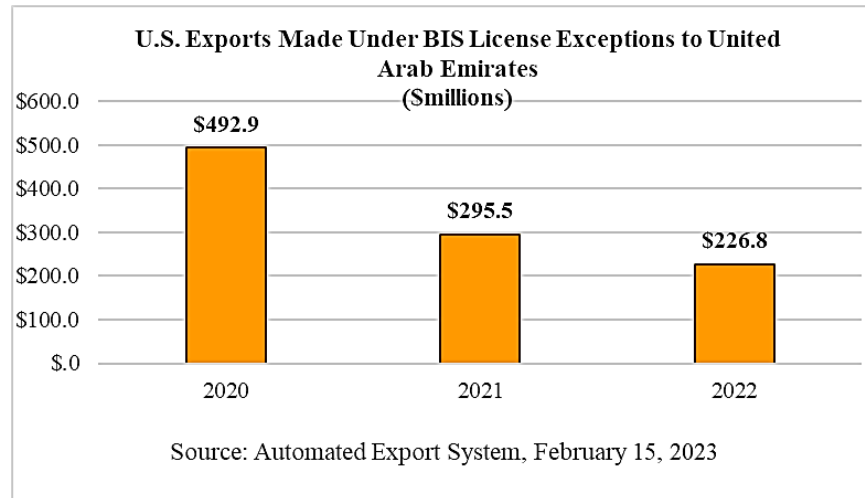
⁹ Line items reported in AES as 9x515 subparagraph .y or “600 series”, and shipped under license type C60 and license number DY6.

¹⁰ Line items reported in AES as 0A501 subparagraph .y and shipped under license type code C63, and license number YFA.

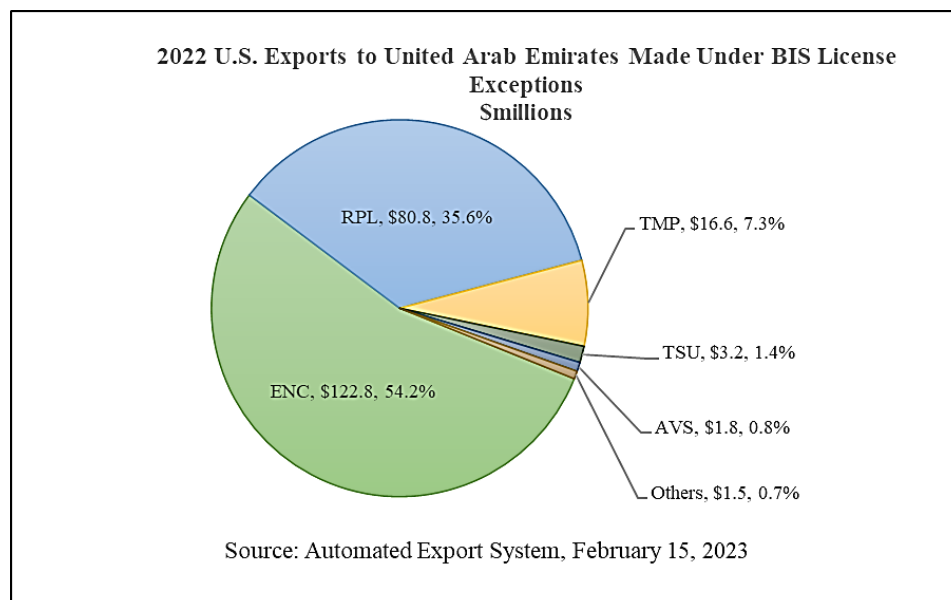


Analysis of U.S. Trade with UAE, 2022

In 2022, U.S. exports to UAE made under a BIS license exception totaled \$226.8 million, a decrease of 23.3% from \$295.5 million in 2021.



In 2022, the top license exception, Encryption commodities, software, and technology (ENC), totaled at \$122.8 million (54.2% of all license exceptions for UAE), followed by Servicing and replacement of parts and equipment (RPL), totaled at \$80.8 million (35.6%), and Temporary imports, exports, reexports, and transfers (in-country) (TMP), totaled at \$16.6 million (7.3%).



ENC: Encryption commodities, software, and technology

RPL: Servicing and replacement of parts and equipment

TMP: Temporary imports, exports, reexports, and transfers (in-country)

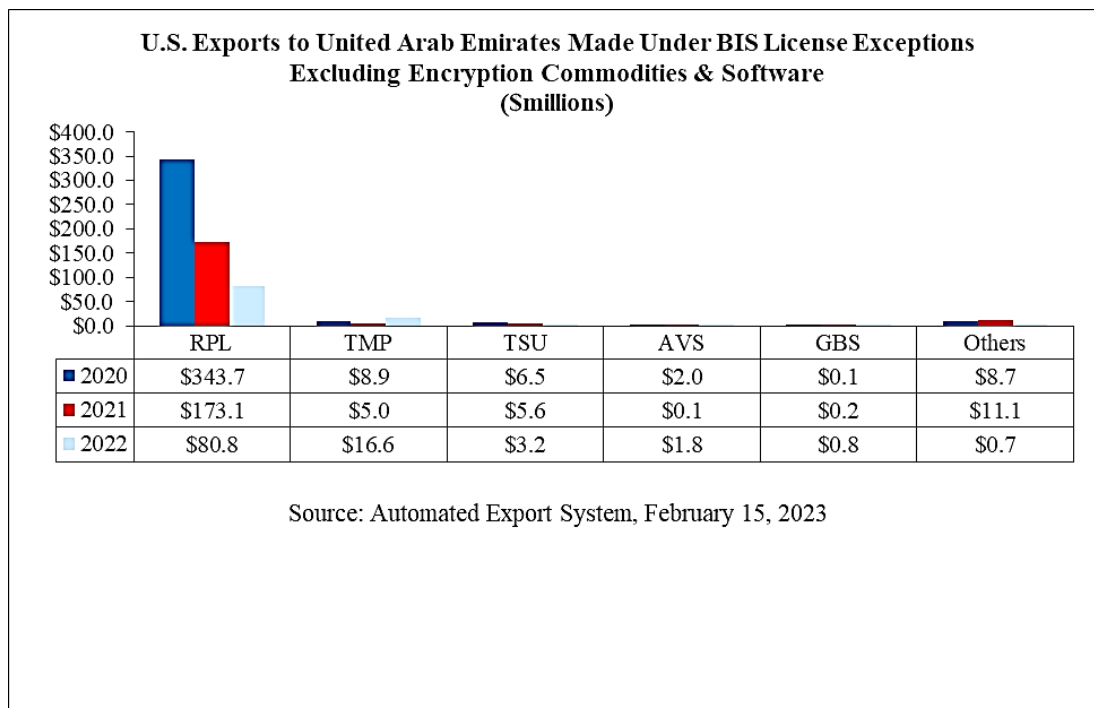
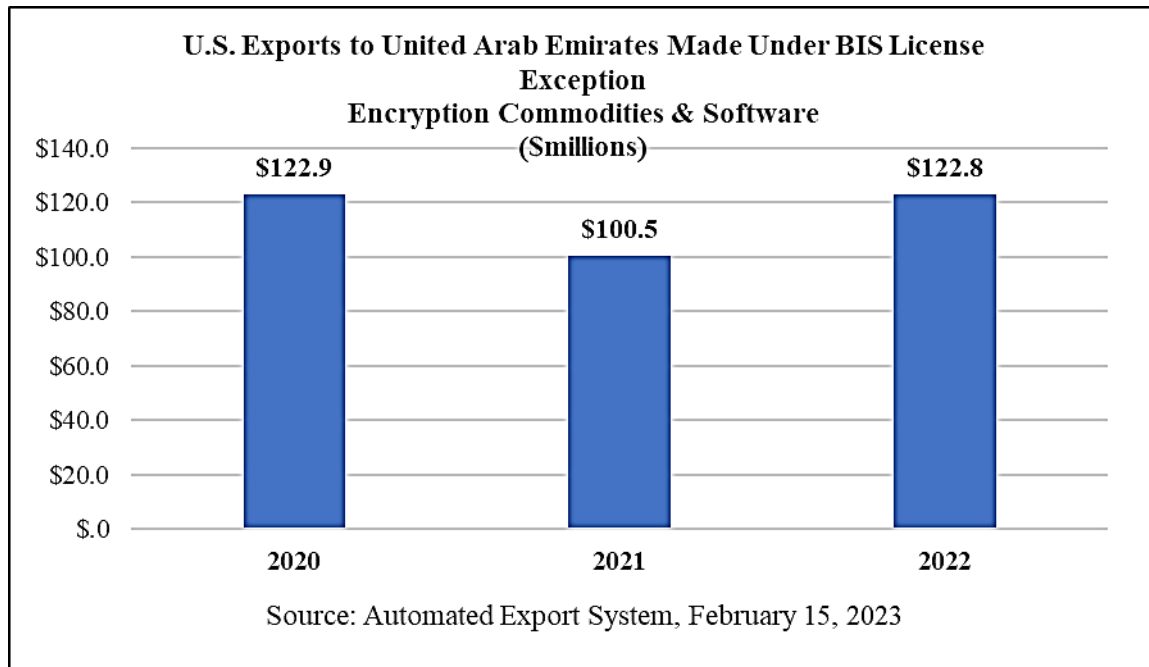
TSU: Technology and software-unrestricted

AVS: Aircraft, vessels, and spacecraft



Analysis of U.S. Trade with UAE, 2022

In 2022, U.S. exports to UAE shipped under BIS license exception ENC totaled \$122.8 million, a 22.2% increase from \$100.5 million in 2021.





Analysis of U.S. Trade with UAE, 2022

LICENSED	Top ECCNs Reported on Exports to United Arab Emirates, by aggregate shipment value (\$millions)		
	#1	3A611	Military electronics, as follows (see List of Items Controlled).
	#2	0A606	Ground vehicles and related commodities, as follows (see List of Items
	#3	9A610	Military Aircraft and Related Commodities, Other Than Those Enumerated
	#4	9A619	Military gas turbine engines and related commodities (see List of Item
	#5	3B611	Test, inspection, and production commodities for military electronics,
	#6	6A001	Acoustic systems, equipment and “components,” as follows (see List of
	#7	0A501	Firearms (except 0A502 shotguns) and related commodities as follows (s
	#8	1A613	Armored and protective “equipment” and related commodities, as follows
	#9	0A504	Optical sighting devices for firearms (including shotguns controlled b
	#10	0A602	Guns and Armament as follows (see List of Items Controlled).

Note: ECCN descriptions have been truncated: please review Commerce Control List for full description

EXCEPTIONS	Top ECCNs Reported on Exports to United Arab Emirates, by aggregate shipment value (\$millions)		
	#1	5A002	“Information security” systems, equipment and “components,” as follows
	#2	7A103	Instrumentation, navigation equipment and systems, other than those co
	#3	9A610	Military Aircraft and Related Commodities, Other Than Those Enumerated
	#4	EAR99	Items subject to the EAR that are not elsewhere specified in this CCL
	#5	0A505	Ammunition as follows (see List of Items Controlled).
	#6	6A001	Acoustic systems, equipment and “components,” as follows (see List of
	#7	9A619	Military gas turbine engines and related commodities (see List of Item
	#8	7A994	Other navigation direction finding equipment, airborne communication e
	#9	3A611	Military electronics, as follows (see List of Items Controlled).
	#10	5B002	“Information Security” test, inspection and “production” equipment, as

Note: ECCN descriptions have been truncated: please review Commerce Control List for full description

NLR with ECCN	Top ECCNs Reported on Exports to United Arab Emirates, by aggregate shipment value (\$millions)		
	#1	9A991	“Aircraft,” n.e.s., and gas turbine engines not controlled by 9A001 or
	#2	5A992	Equipment not controlled by 5A002 (see List of Items Controlled).
	#3	5A991	Telecommunication equipment, not controlled by 5A001 (see List of Item
	#4	7A994	Other navigation direction finding equipment, airborne communication e
	#5	4A994	Computers, “electronic assemblies” and related equipment not controlle
	#6	8A992	Vessels, marine systems or equipment, not controlled by 8A001 or 8A002
	#7	2B999	Specific Processing Equipment, n.e.s., as Follows (See List of Items C
	#8	5D992	“Information Security” “software” not controlled by 5D002 as follows (
	#9	3A999	Specific Processing Equipment, n.e.s., as Follows (See List of Items C
	#10	5B991	Telecommunications test equipment, n.e.s.

Note: ECCN descriptions have been truncated: please review Commerce Control List for full description

Source: Automated Export System



Analysis of U.S. Trade with UAE, 2022

LICENSED	Top ECCNs Reported on Exports to United Arab Emirates, by shipment count [1]		
	#1	9A610	Military Aircraft and Related Commodities, Other Than Those Enumerated
	#2	3A611	Military electronics, as follows (see List of Items Controlled).
	#3	9A619	Military gas turbine engines and related commodities (see List of Item
	#4	0A501	Firearms (except 0A502 shotguns) and related commodities as follows (s
	#5	0A606	Ground vehicles and related commodities, as follows (see List of Items
	#6	5A002	"Information security" systems, equipment and "components," as follows
	#7	EAR99	Items subject to the EAR that are not elsewhere specified in this CCL
	#8	0A504	Optical sighting devices for firearms (including shotguns controlled b
	#9	6A003	Cameras, Systems or Equipment, and "Components" Therefor, as Follows (
	#10	9B610	Test, inspection, and production "equipment" and related commodities "

Note: ECCN descriptions have been truncated: please review Commerce Control List for full description

EXCEPTIONS	Top ECCNs Reported on Exports to United Arab Emirates, by shipment count [1]		
	#1	5A002	"Information security" systems, equipment and "components," as follows
	#2	9A610	Military Aircraft and Related Commodities, Other Than Those Enumerated
	#3	9A619	Military gas turbine engines and related commodities (see List of Item
	#4	7A103	Instrumentation, navigation equipment and systems, other than those co
	#5	7A994	Other navigation direction finding equipment, airborne communication e
	#6	3A611	Military electronics, as follows (see List of Items Controlled).
	#7	EAR99	Items subject to the EAR that are not elsewhere specified in this CCL
	#8	9A991	"Aircraft," n.e.s., and gas turbine engines not controlled by 9A001 or
	#9	9B610	Test, inspection, and production "equipment" and related commodities "
	#10	5D002	"Software" as follows (see List of Items Controlled).

Note: ECCN descriptions have been truncated: please review Commerce Control List for full description

NLR with ECCN	Top ECCNs Reported on Exports to United Arab Emirates, by shipment count [1]		
	#1	9A991	"Aircraft," n.e.s., and gas turbine engines not controlled by 9A001 or
	#2	5A992	Equipment not controlled by 5A002 (see List of Items Controlled).
	#3	5A991	Telecommunication equipment, not controlled by 5A001 (see List of Item
	#4	7A994	Other navigation direction finding equipment, airborne communication e
	#5	4A994	Computers, "electronic assemblies" and related equipment not controlle
	#6	2B999	Specific Processing Equipment, n.e.s., as Follows (See List of Items C
	#7	8A992	Vessels, marine systems or equipment, not controlled by 8A001 or 8A002
	#8	4A003	"Digital computers", "electronic assemblies", and related equipment th
	#9	1A995	Protective and detection equipment not "specially designed" for milita
	#10	1C992	Commercial charges and devices containing energetic materials, n.e.s.

Note: ECCN descriptions have been truncated: please review Commerce Control List for full description

[1] Source: Automated Export System. Shipment count is the number of distinct AES filings containing the given ECCN.

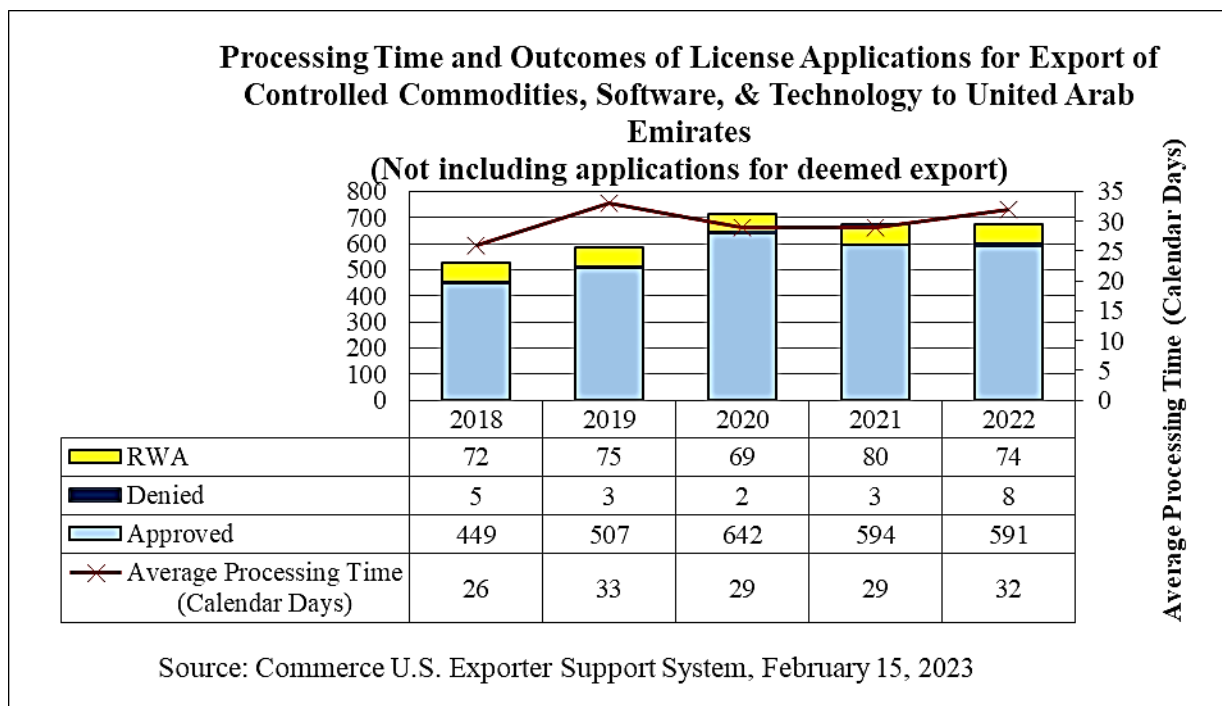


Analysis of U.S. Trade with UAE, 2022

III. BIS Licensing Involving UAE¹¹

In 2022, the number of export license applications for UAE, excluding applications for deemed exports and reexports, amounted to 1.7% of total applications worldwide.

In 2022, for applications involving commodities, software, and technology (excluding deemed exports and reexports of technology and source code to Emirati nationals in the U.S. or in a third country), BIS reviewed 673 export/re-export license applications valued at \$1.3 billion for UAE, compared to 39,045 applications worldwide valued at \$335.9 billion. BIS denied 8 license applications. BIS approved 591 applications valued at \$1.2 billion with an approval rate of 87.8%, compared to 34,068 approvals worldwide and valued at \$226.1 billion with an approval rate of 87.3%.

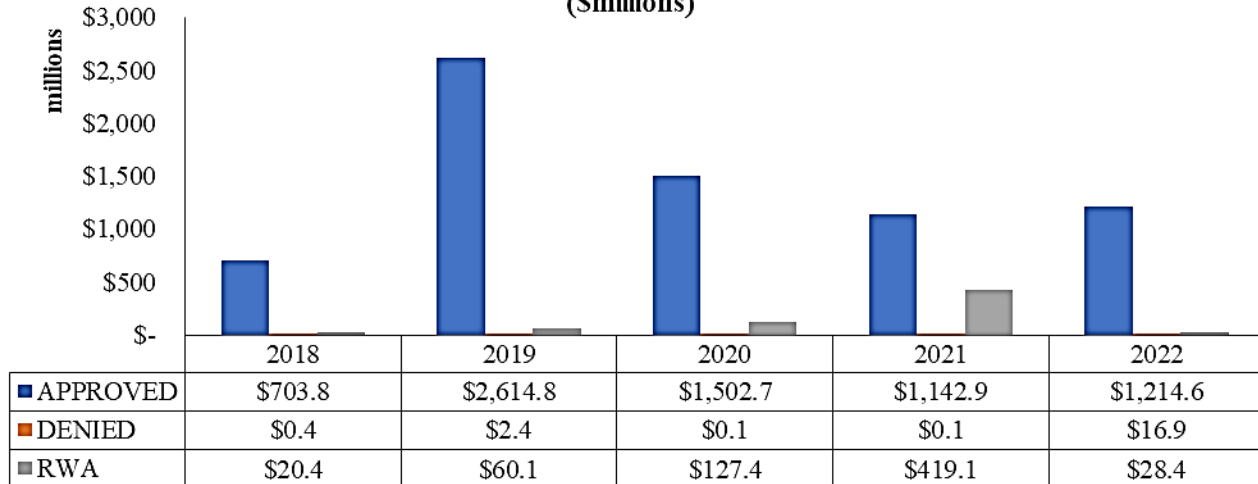


¹¹ Licensing data in this section is drawn from BIS internal systems. Data pertains to applications for export and/or reexport licenses and their associated outcomes. Reexport and export licenses and applications are not differentiated in this report; therefore, references to export licenses or applications should be interpreted as inclusive of reexport licenses and applications as well. All licensing figures include cases of deemed exports and/or deemed reexports, unless otherwise noted.



Analysis of U.S. Trade with UAE, 2022

Values of License Applications for Export of Controlled Commodities, Software, & Technology to United Arab Emirates, by Outcome (Smillions)



Source: Commerce U.S. Exporter Support System, February 15, 2023

In 2022, BIS reviewed 2 applications for deemed exports or reexports involving Emirati nationals, representing 0.1% of total deemed export or reexport applications worldwide. BIS approved 1 of these applications and returned 1 without action (an approval rate of 50%).

In the last five years, there were no denials for applications for deemed exports or reexports involving Emirati nationals.

Count of License Applications for Deemed Export, By Outcome, For Nationals of United Arab Emirates

2018-2022						
Year	APPROVED	DENIED	RWA	United Arab Emirates Total	Worldwide Total	United Arab Emirates Total/World Total
2018	0	0	1	1	969	0.1%
2019	1	0	0	1	1,308	0.1%
2020	1	0	0	1	1,207	0.1%
2021	4	0	0	4	924	0.4%
2022	1	0	1	2	1,457	0.1%

Source: Commerce U.S. Exporter Support System, February 15, 2023



Analysis of U.S. Trade with UAE, 2022

In 2022, the top approved ECCNs on licenses for UAE were 9A610 for Military Aircraft and Related Commodities with 147 approvals, followed by 0A501 for Firearms (except 0A502 shotguns) and related commodities with 67 approvals, and 6A003 for Cameras, Systems or Equipment, and “Components” with 55 approvals.

Top ECCNs Approved for Export to United Arab Emirates, by Number of Licenses						2018	2019	2020	2021	2022	% of worldwide total
APPROVED	#1	9A610	Military Aircraft and Related Commodities, Other Than Those Enumerated			123	141	162	132	147	2.9%
	#2	0A501	Firearms (except 0A502 shotguns) and related commodities as follows (s			-	-	49	66	67	1.2%
	#3	6A003	Cameras, Systems or Equipment, and “Components” Therefor, as Follows (22	25	38	49	55	4.1%
	#4	0A504	Optical sighting devices for firearms (including shotguns controlled b			-	-	34	41	34	2.2%
	#5	3A611	Military electronics, as follows (see List of Items Controlled).			43	35	31	35	28	1.3%
Source: Commerce U.S. Exporter Support System, February 15, 2023											

ECCNs on Denied License Applications for Export to United Arab Emirates					2022	% of World Total
Denied	#1	9A610	Military Aircraft and Related Commodities, Other Than Those Enumerated		3	27.3%
	#2	0A501	Firearms (except 0A502 shotguns) and related commodities as follows (s		1	2.4%
	#3	0A502	Shotguns; shotguns “parts” and “components,” consisting of complete tr		1	5.0%
	#4	0A504	Optical sighting devices for firearms (including shotguns controlled b		1	5.9%
	#5	5A002	“Information security” systems, equipment and “components,” as follows		1	6.7%
Source: Commerce U.S. Exporter Support System, February 15, 2023						

Note: ECCN Descriptions have been truncated; please review Commerce Control List for Full Description

In 2022, the average processing time for applications involving UAE was 32 calendar days.



Analysis of U.S. Trade with UAE, 2022

Summary of U.S. Exports to United Arab Emirates Calendar Year 2022				
	2021	2022	% change	% of total exports 2022
Total Exports [1]	\$ 17,055,022,560	\$ 20,836,885,628	22.2%	
EAR Controlled Exports [2]	2021	2022	% change	% of total exports 2022
C30 - Licenses	\$ 153,078,267	\$ 254,301,545	66.1%	1.2%
License Exceptions [2]	2021	2022	% of total license exceptions 2022	% of total exports 2022
C50 - ENC	\$ 100,452,621	\$ 122,791,436	54.2%	0.6%
C41 - RPL	\$ 173,107,184	\$ 80,831,854	35.6%	0.4%
C40 - TMP	\$ 4,971,452	\$ 16,621,322	7.3%	0.1%
C44 - TSU	\$ 5,611,882	\$ 3,213,233	1.4%	0.02%
C46 - AVS	\$ 104,476	\$ 1,774,963	0.8%	0.01%
C36 - GBS	\$ 192,259	\$ 819,097	0.4%	0.004%
C42 - GOV	\$ 10,984,539	\$ 447,410	0.2%	0.002%
C35 - LVS	\$ 35,117	\$ 170,960	0.1%	0.001%
C53 - APP	\$ 69,490	\$ 90,286	0.04%	0.0004%
C45 - BAG	\$ -	\$ 50	0.00002%	0.000002%
Subtotal License Exceptions	\$ 295,529,020.00	\$ 226,760,611.00		1.1%
Total of Licensed Exports and License Exceptions	\$ 448,883,287.00	\$ 481,097,661.00		2.3%
NLR [2]	2021	2022	% of total NLR 2022	% of total exports 2022
C33 - NLR with an ECCN	\$ 2,680,119,565	\$ 3,729,712,627	99.8%	17.9%
C60 - NLR for 600-series .y subparagraph	\$ 6,901,093	\$ 8,035,900	0.2%	0.04%
C63 - NLR for 0A501 .y subparagraph Firearms	\$ 69,666	\$ 318,348	0.01%	0.002%
Subtotal NLR	\$ 2,687,090,324	\$ 3,738,066,875		17.9%

[1] Source: U.S. Census. Refers to trade in “goods” as defined by the U.S. Census: “Merchandise, supplies, raw materials, and products or any other item identified by a Harmonized System (HS) code.” Such data does not capture trade in technologies (e.g., exports made as transmissions or transfers); nor does it capture reexports of US-origin goods or technologies from another country. Nor does it include deemed exports or reexports.

[2] Source: Automated Export System (AES) filings.