



## Analysis of U.S. Trade with Turkey, 2022

### Summary

#### Imports and exports reported by U.S. Census Bureau<sup>1</sup>

In 2022, both U.S. exports to Turkey and imports from Turkey continued to grow for a second year in a row. U.S. exports totaled \$15.2 billion, an increase of 27.4% (\$3.3 billion), and U.S. imports totaled \$18.8 billion, an increase of 18.6% (\$3.0 billion). The trade deficit was \$3.6 billion, decreasing 7.8% (\$307.5 million) from 2021.

In 2022, 0.7% of total U.S. global exports of \$2.1 trillion were exported to Turkey and 0.6% of total U.S. imports of \$3.2 trillion from all countries were imported from Turkey.

In 2022, \$3.7 billion of U.S. exports of Oils, Minerals, Lime, Cement to Turkey represented 1.0% of U.S. global exports of those commodities.

In 2022, \$3.0 billion of U.S. imports Of Textiles, Footwear, Headgear from Turkey constituted 1.6% of the total U.S. imports of those commodities.

#### BIS export data<sup>2</sup>

In 2022, U.S. exports to Turkey made under a BIS license exception totaled \$95.7 million, an increase of 6.4% from \$89.9 million in 2021.

In 2022, the top license exception utilized under the Export Administration Regulations (EAR) was Encryption Commodities & Software (ENC), totaled at \$64.6 million (67.5% of all license exceptions for Turkey), followed by Strategic Trade Authorization (STA), totaled at \$17.4 million (18.2%), and Servicing & Replacement of Parts & Equipment (RPL), totaled at \$8.1 million (8.5%).

---

<sup>1</sup> Export data in this section refers to trade in “goods” as defined by the U.S. Census: “Merchandise, supplies, raw materials, and products or any other item identified by a Harmonized System (HS) code.” Such data does not capture trade in technologies (e.g., exports made as transmissions or transfers); nor does it capture reexports of US-origin goods or technologies from another country. Nor does it include deemed exports or reexports. <https://www.census.gov/foreign-trade/reference/definitions/index.html#goods>.

<sup>2</sup> Export data in this section is derived from Automated Export System (AES) filings. Data in this section refers to the export of commodities, software, and technology subject to the Export Administration Regulations (EAR) and regulated as “items.” The data includes exports whether made under a license or a license exception. Such data does not capture trade in technologies (e.g., exports made as transmissions or transfers), nor does it capture reexports of US-origin goods from a third country. Nor does it include deemed exports or deemed reexports.



## **Analysis of U.S. Trade with Turkey, 2022**

### BIS licensing data<sup>3</sup>

In 2022, the number of export license applications for Turkey, excluding applications for deemed exports and reexports, amounted to 2.5% of total applications worldwide.

In 2022, for applications involving commodities, software, and technology (excluding deemed exports and reexports of technology and source code to Turkish nationals in the U.S. or in a third country), BIS reviewed 971 export/re-export license applications valued at \$1.5 billion for Turkey. BIS denied only two license applications. BIS approved 854 applications valued at \$1.4 billion with an approval rate of 88.0%. 115 license applications were returned without action (RWA).

In 2022, BIS reviewed 1 application for deemed exports or reexports involving Turkish nationals, representing 0.1% of total deemed export or reexport applications worldwide. BIS approved this application (an approval rate of 100%).<sup>4</sup>

In 2022, the top approved ECCNs on licenses for Turkey were 0A501 for Firearms (except 0A502 shotguns) and related commodities with 339 approvals, followed by 9A610 for Military Aircraft and Related Commodities with 179 approvals, and 0A505 for Ammunition with 146 approvals.

In 2022, the average processing time for applications involving Turkey was 31 calendar days.

---

<sup>3</sup> Licensing data in this section is drawn from BIS internal systems. Data pertains to applications for export and/or reexport licenses and their associated outcomes. Reexport and export licenses and applications are not differentiated in this report; therefore, references to export licenses or applications should be interpreted as inclusive of reexport licenses and applications as well. All licensing figures include cases of deemed export and/or deemed reexport, unless otherwise noted.

<sup>4</sup> Deemed exports are defined in 734.13(b) of the EAR: “Any release in the United States of “technology” or source code to a foreign person is a deemed export to the foreign person's most recent country of citizenship or permanent residency.”

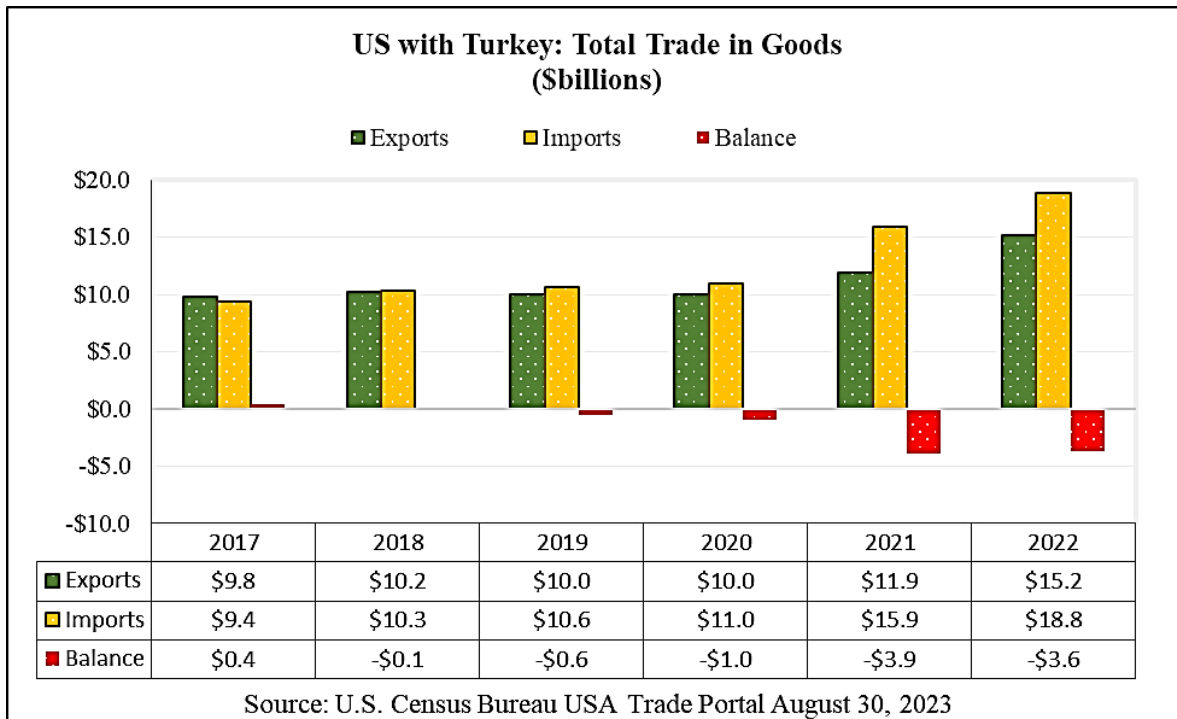
<https://www.ecfr.gov/current/title-15/subtitle-B/chapter-VII/subchapter-C/part-734/section-734.13>



## Analysis of U.S. Trade with Turkey, 2022

I. Total U.S. trade in goods with Turkey<sup>5</sup>

In 2022, both U.S. exports to Turkey and imports from Turkey continued to grow for a second year in a row. U.S. exports totaled \$15.2 billion, an increase of 27.4% (\$3.3 billion), and U.S. imports totaled \$18.8 billion, an increase of 18.6% (\$3.0 billion). The trade deficit was \$3.6 billion, decreasing 7.8% (\$307.5 million) from 2021.



In 2022, the level of U.S. exports to Turkey and U.S. imports from Turkey in goods, merchandise, and commodities as well as the trade deficit with Turkey all exceeded the prior five-year average level by value (not adjusted for inflation).

	2017	2018	2019	2020	2021	2022	2017-2021 Average
EXPORTS	\$9,772.4	\$10,212.7	\$10,031.9	\$9,988.3	\$11,927.3	\$15,193.7	\$10,386.5
Δvalue	--	\$440.3	-\$180.8	-\$43.6	\$1,939.0	\$3,266.4	
Δpct	--	4.5%	-1.8%	-0.4%	19.4%	27.4%	
IMPORTS	\$9,385.5	\$10,298.8	\$10,586.5	\$10,971.2	\$15,872.7	\$18,831.6	\$11,422.9
Δvalue	--	\$913.3	\$287.7	\$384.7	\$4,901.5	\$2,958.9	
Δpct	--	9.7%	2.8%	3.6%	44.7%	18.6%	
BALANCE	\$387.0	(\$86.1)	(\$554.6)	(\$982.9)	(\$3,945.4)	(\$3,637.8)	(\$1,036.4)
Δvalue	--	(\$473.1)	(\$468.5)	(\$428.3)	(\$2,962.5)	\$307.5	
Δpct	--	-122.2%	544.4%	77.2%	301.4%	-7.8%	

Values in Millions of U.S. Dollars. Source: U.S. Census Bureau USA Trade Portal August 30, 2023

<sup>5</sup> Export data in this section refers to trade in “goods” as defined by the U.S. Census: “Merchandise, supplies, raw materials, and products or any other item identified by a Harmonized System (HS) code.” Such data does not capture trade in technologies (e.g., exports made as transmissions or transfers); nor does it capture reexports of US-origin goods or technologies from another country. Nor does it include deemed exports or reexports. <https://www.census.gov/foreign-trade/reference/definitions/index.html#goods>.



## Analysis of U.S. Trade with Turkey, 2022

In 2022, of \$15.2 billion in U.S. exports to Turkey, the top commodity sectors were Oils, Minerals, Lime, Cement (24.5% of the total exports to the country), Transportation Equipment (16.3% of such total), and Chemicals, Plastics, Rubber, and Leather Goods (14.3% of such total).

In 2022, of \$18.8 billion in U.S. imports from Turkey, the top commodity sectors were Textiles, Footwear, Headgear (15.7% of the total U.S. imports from the country), Base Metals, Iron, Steel, Tools (13.4% of such total) and Stone, Glass, Metals, Pearls (12.5% of such total).

Imports from Turkey By Sector	Turkey Commodity Trade 2022	US Exports to Turkey by Sector
<b>\$18,831,565,292</b>	<b>Total Value All Commodities</b>	<b>\$15,193,732,910</b>
9.7%	Agriculture Products (Chapters 01-24)	5.6%
11.6%	Oils, Minerals, Lime, Cement (Chapters 25-27)	24.5%
7.6%	Chemicals, Plastics, Rubber, Leather Goods (Chapters 28-43)	14.3%
1.1%	Wood, Cork, Paper, Printed Books (Chapters 44-49)	3.0%
15.7%	Textiles, Footwear, Headgear (Chapters 50-67)	7.0%
12.5%	Stone, Glass, Metals, Pearls (Chapters 68-71)	3.3%
13.4%	Base Metals, Iron, Steel, Tools (Chapters 72-83)	11.9%
11.8%	Machinery & Mechanical Appliances (Chapters 84-85)	8.9%
9.0%	Transportation Equipment (Chapters 86-89)	16.3%
0.5%	Optical, Measuring, Medical, Other Instruments (Chapters 90-92)	2.6%
2.3%	Arms & Ammunition (Chapter 93)	0.1%
1.7%	Miscellaneous Manufactured Items (Chapters 94-96)	0.2%
0.1%	Art, Collectors' Pieces, Antiques (Chapter 97)	0.0%
2.3%	Special Classification Items (Chapter 98)	2.3%
0.8%	Temporary Legislation (Chapter 99)	0.0%

Source: U.S. Census Bureau USA Trade Portal August 30, 2023

In 2022, 0.7% of total U.S. global exports of \$2.1 trillion were exported to Turkey and 0.6% of total U.S. imports of \$3.2 trillion from all countries were imported from Turkey.

### Exports

In 2022, \$3.7 billion of U.S. exports of Oils, Minerals, Lime, Cement to Turkey represented 1.0% of U.S. global exports of those commodities. Additionally, \$2.5 billion of exports of Transportation Equipment represented 1.0%, and \$2.2 billion of Chemicals, Plastics, Rubber, And Leather Goods represented 0.6% of U.S. global exports of those commodities.

### Imports

In 2022, \$3.0 billion of U.S. imports of Textiles, Footwear, Headgear from Turkey constituted 1.6% of the total U.S. imports of those commodities. Additionally, \$2.5 billion of imports of Base Metals, Iron, Steel, Tools represented 1.3%, and the \$2.4 billion of imports of Stone, Glass, Metals, Pearls represented 1.9% of the global U.S. imports of those commodities.



## Analysis of U.S. Trade with Turkey, 2022

II. U.S. Exports to Turkey Subject to BIS Export Controls<sup>6</sup>

In 2022, of the \$15.2 billion<sup>7</sup> in U.S. exports to Turkey:

- \$110.4 million, or 0.7% of the total value, were exported under a BIS license;
- \$95.7 million, or 0.6% of the total value, were exported under a BIS license exception;
- \$2.4 billion, or 15.5%, were exported under No License Required (NLR) reporting an ECCN<sup>8</sup>;
- \$3.2 million, or 0.02%, were exported under NLR for 600-series .y subparagraph items<sup>9</sup>;
- \$960, or 0.00001%, were exported under NLR for 0A501 .y subparagraph Firearms items.<sup>10</sup>

For comparison, globally:

- 0.4% of U.S. exports by dollar value were exported under a BIS license;
- 0.8% were exported under a BIS license exception;
- 9.6% of exports were exported under NLR reporting an ECCN;
- 0.02% of exports were exported under NLR for 600-series .y subparagraph items;
- 0.001% of exports were exported under NLR for 0A501 .y subparagraph Firearms items.

Turkey				
		2020	2021	2022
	Licensed by BIS	\$182.9	\$142.3	\$110.5
	BIS License Exceptions	\$103.4	\$89.9	\$95.7
	NLR reporting an ECCN [8]	\$2,377.7	\$1,924.9	\$2,351.1
	NLR DY6 600-Series .y subparagraph [9]	\$3.6	\$3.2	\$3.2
	NLR YFA 0A501 .y subparagraph firearms [10]	\$0.002	\$0.03	\$0.001
Values in Millions of U.S. Dollars. Source: Automated Export System			February 15, 2023	

Reasons for Control	Chemical and Biological Weapons			Nuclear Nonproliferation		National Security		Missile Tech	Regional Stability		Firearms Convention	Crime Control			Anti-Terrorism	
	CB:1	CB:2	CB:3	NP:1	NP:2	NS:1	NS:2	MT:1	RS:1	RS:2	FC:1	CC:1	CC:2	CC:3	AT:1	AT:2
Turkey	X					X		X	X							

<sup>6</sup> Unless otherwise specified, export data in this section is derived from Automated Export System (AES) filings. Data in this section refers to the export of commodities, software, and technology subject to the Export Administration Regulations (EAR) and regulated as “items.” The data includes exports whether made under a license or a license exception. Such data does not capture trade in technologies (e.g., exports made as transmissions or transfers), nor does it capture reexports of US-origin goods from a third country. Nor does it include deemed exports or deemed reexports.

<sup>7</sup> This figure is reported by the U.S. Census Bureau. “Total exports” refers to “goods” as defined by the U.S. Census: “Merchandise, supplies, raw materials, and products or any other item identified by a Harmonized System (HS) code.” Such data does not capture trade in technologies (e.g., exports and imports made as transmissions or transfers), nor does it capture reexports of US-origin goods from another country <https://www.census.gov/foreign-trade/reference/definitions/index.html#goods>.

<sup>8</sup> Line items reported in AES as license type C33 with an ECCN. Excludes items classified as EAR99.

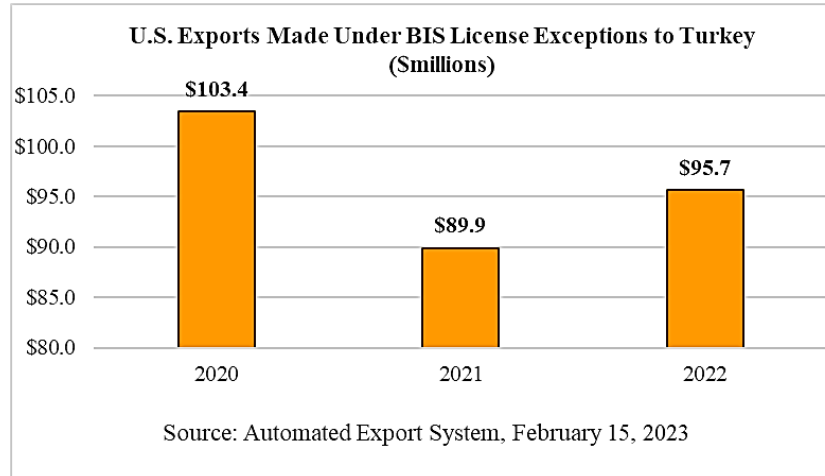
<sup>9</sup> Line items reported in AES as 9x515 subparagraph .y or “600 series”, and shipped under license type C60 and license number DY6.

<sup>10</sup> Line items reported in AES as 0A501 subparagraph .y and shipped under license type code C63, and license number YFA.

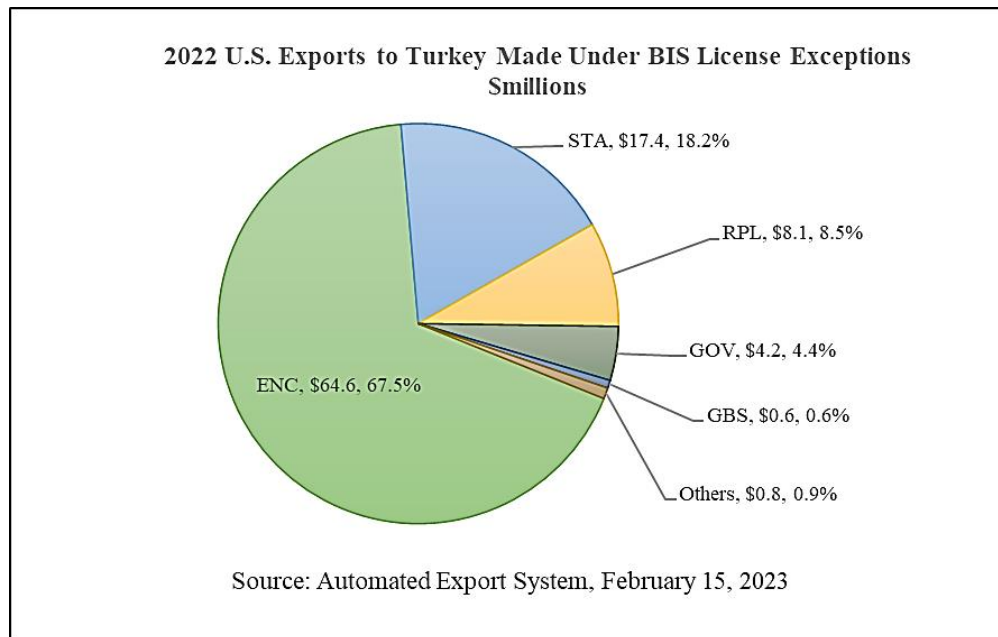


## Analysis of U.S. Trade with Turkey, 2022

In 2022, U.S. exports to Turkey made under a BIS license exception totaled \$95.7 million, an increase of 6.4% from \$89.9 million in 2021.



In 2022, the top license exception, Encryption Commodities & Software (ENC), totaled at \$64.6 million (67.5% of all license exceptions for Turkey), followed by Strategic Trade Authorization (STA), totaled at \$17.4 million (18.2%), and Servicing & Replacement of Parts & Equipment (RPL), totaled at \$8.1 million (8.5%).



ENC: Encryption commodities, software, and technology

STA: Strategic Trade Authorization

RPL: Servicing and replacement of parts and equipment


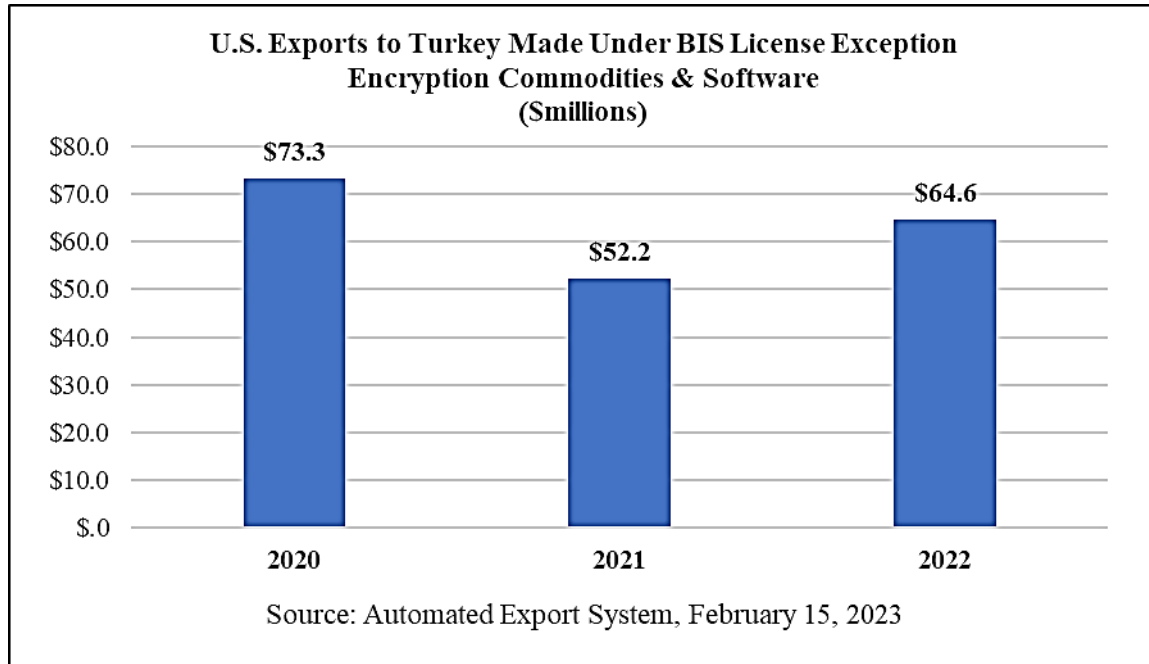
GOV: Governments, international organizations, international inspections under the Chemical Weapons Convention, and the International Space Station

GBS: Country Group B Shipments



## Analysis of U.S. Trade with Turkey, 2022

In 2022, U.S. exports to Turkey shipped under BIS license exception ENC totaled \$64.6 million, a 23.7% increase from \$52.2 million in 2021.







## Analysis of U.S. Trade with Turkey, 2022

LICENSED	Top ECCNs Reported on Exports to Turkey, by aggregate shipment value (\$millions)		
	#1	9A610	Military Aircraft and Related Commodities, Other Than Those Enumerated
	#2	6A003	Cameras, Systems or Equipment, and "Components" Therefor, as Follows (
	#3	3A611	Military electronics, as follows (see List of Items Controlled).
	#4	7A003	'Inertial Measurement Equipment or Systems', Having any of the Followi
	#5	9A604	Commodities related to launch vehicles, missiles, and rockets (see Lis
	#6	9A619	Military gas turbine engines and related commodities (see List of Item
	#7	0A501	Firearms (except 0A502 shotguns) and related commodities as follows (s
	#8	7A611	Military fire control, laser, imaging, and guidance equipment, as foll
	#9	0A606	Ground vehicles and related commodities, as follows (see List of Items
	#10	7A103	Instrumentation, navigation equipment and systems, other than those co

Note: ECCN descriptions have been truncated: please review Commerce Control List for full description

EXCEPTIONS	Top ECCNs Reported on Exports to Turkey, by aggregate shipment value (\$millions)		
	#1	5A002	"Information security" systems, equipment and "components," as follows
	#2	9A610	Military Aircraft and Related Commodities, Other Than Those Enumerated
	#3	9A619	Military gas turbine engines and related commodities (see List of Item
	#4	7A103	Instrumentation, navigation equipment and systems, other than those co
	#5	0A606	Ground vehicles and related commodities, as follows (see List of Items
	#6	EAR99	Items subject to the EAR that are not elsewhere specified in this CCL
	#7	9A604	Commodities related to launch vehicles, missiles, and rockets (see Lis
	#8	3A611	Military electronics, as follows (see List of Items Controlled).
	#9	7A611	Military fire control, laser, imaging, and guidance equipment, as foll
	#10	3A001	Electronic items as follows (see List of Items Controlled).

Note: ECCN descriptions have been truncated: please review Commerce Control List for full description

NLR with ECCN	Top ECCNs Reported on Exports to Turkey, by aggregate shipment value (\$millions)		
	#1	9A991	"Aircraft," n.e.s., and gas turbine engines not controlled by 9A001 or
	#2	7A994	Other navigation direction finding equipment, airborne communication e
	#3	8A992	Vessels, marine systems or equipment, not controlled by 8A001 or 8A002
	#4	5A991	Telecommunication equipment, not controlled by 5A001 (see List of Item
	#5	5A992	Equipment not controlled by 5A002 (see List of Items Controlled).
	#6	3A999	Specific Processing Equipment, n.e.s., as Follows (See List of Items C
	#7	4A994	Computers, "electronic assemblies" and related equipment not controlle
	#8	2B999	Specific Processing Equipment, n.e.s., as Follows (See List of Items C
	#9	6A005	"Lasers," "components" and optical equipment, as follows (see List of
	#10	1C992	Commercial charges and devices containing energetic materials, n.e.s.

Note: ECCN descriptions have been truncated: please review Commerce Control List for full description

Source: Automated Export System





## Analysis of U.S. Trade with Turkey, 2022

LICENSED	Top ECCNs Reported on Exports to Turkey, by shipment count [1]		
	#1	9A610	Military Aircraft and Related Commodities, Other Than Those Enumerated
	#2	9A619	Military gas turbine engines and related commodities (see List of Item
	#3	0A501	Firearms (except 0A502 shotguns) and related commodities as follows (s
	#4	9A604	Commodities related to launch vehicles, missiles, and rockets (see Lis
	#5	0A606	Ground vehicles and related commodities, as follows (see List of Items
	#6	3A611	Military electronics, as follows (see List of Items Controlled).
	#7	6A003	Cameras, Systems or Equipment, and "Components" Therefor, as Follows (
	#8	7A003	'Inertial Measurement Equipment or Systems', Having any of the Followi
	#9	0A505	Ammunition as follows (see List of Items Controlled).
	#10	3A001	Electronic items as follows (see List of Items Controlled).

Note: ECCN descriptions have been truncated: please review Commerce Control List for full description

EXCEPTIONS	Top ECCNs Reported on Exports to Turkey, by shipment count [1]		
	#1	5A002	"Information security" systems, equipment and "components," as follows
	#2	9A610	Military Aircraft and Related Commodities, Other Than Those Enumerated
	#3	9A619	Military gas turbine engines and related commodities (see List of Item
	#4	0A502	Shotguns; shotguns "parts" and "components," consisting of complete tr
	#5	0A501	Firearms (except 0A502 shotguns) and related commodities as follows (s
	#6	EAR99	Items subject to the EAR that are not elsewhere specified in this CCL
	#7	7A103	Instrumentation, navigation equipment and systems, other than those co
	#8	9A604	Commodities related to launch vehicles, missiles, and rockets (see Lis
	#9	2B201	Machine tools, and any combination thereof, other than those controlle
	#10	3A611	Military electronics, as follows (see List of Items Controlled).

Note: ECCN descriptions have been truncated: please review Commerce Control List for full description

NLR with ECCN	Top ECCNs Reported on Exports to Turkey, by shipment count [1]		
	#1	9A991	"Aircraft," n.e.s., and gas turbine engines not controlled by 9A001 or
	#2	7A994	Other navigation direction finding equipment, airborne communication e
	#3	5A991	Telecommunication equipment, not controlled by 5A001 (see List of Item
	#4	5A992	Equipment not controlled by 5A002 (see List of Items Controlled).
	#5	3A999	Specific Processing Equipment, n.e.s., as Follows (See List of Items C
	#6	3A991	Electronic devices, and "components" not controlled by 3A001.
	#7	4A994	Computers, "electronic assemblies" and related equipment not controlle
	#8	3A992	General purpose electronic equipment not controlled by 3A002.
	#9	8A992	Vessels, marine systems or equipment, not controlled by 8A001 or 8A002
	#10	9A610	Military Aircraft and Related Commodities, Other Than Those Enumerated

Note: ECCN descriptions have been truncated: please review Commerce Control List for full description

[1] Source: Automated Export System. Shipment count is the number of distinct AES filings containing the given ECCN.

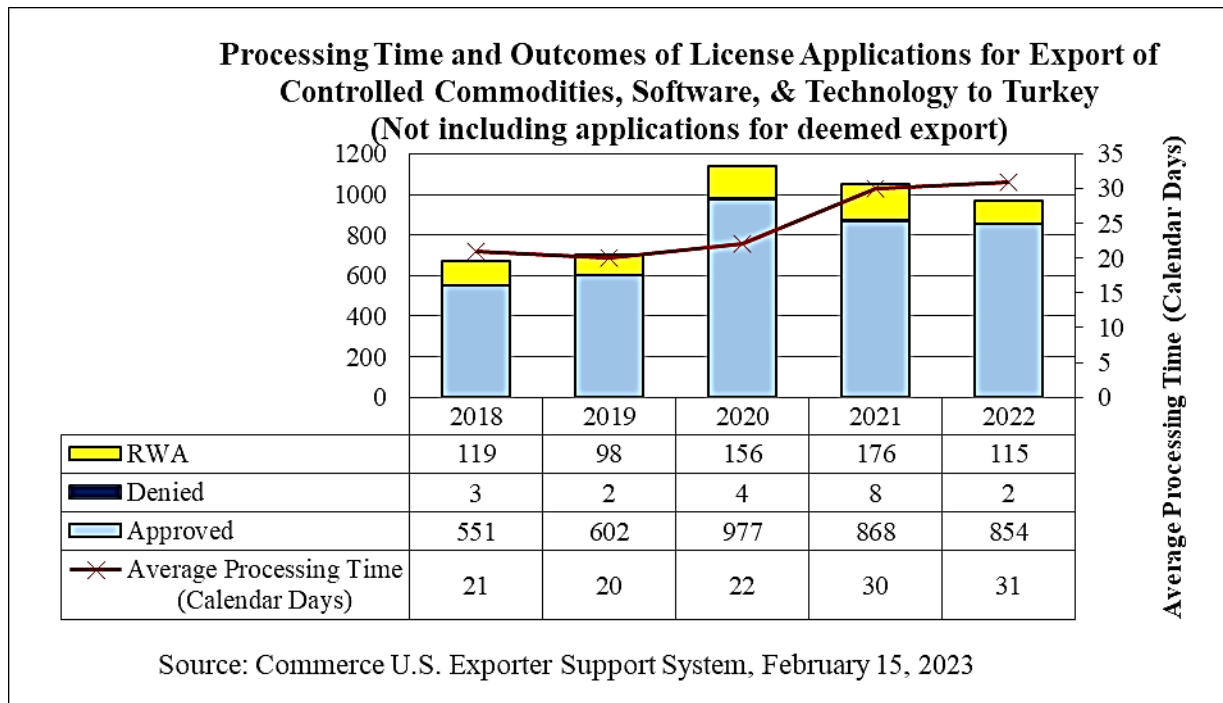


## Analysis of U.S. Trade with Turkey, 2022

### III. BIS Licensing Involving Turkey<sup>11</sup>

In 2022, the number of export license applications for Turkey, excluding applications for deemed exports and reexports, amounted to 2.5% of total applications worldwide.

In 2022, for applications involving commodities, software, and technology (excluding deemed exports and reexports of technology and source code to Turkish nationals in the U.S. or in a third country), BIS reviewed 971 export/re-export license applications valued at \$1.5 billion for Turkey, compared to 39,045 applications worldwide valued at \$335.9 billion. BIS denied only two license applications. BIS approved 854 applications valued at \$1.4 billion with an approval rate of 88.0%, compared to 34,068 approvals worldwide and valued at \$226.1 billion with an approval rate of 87.3%.

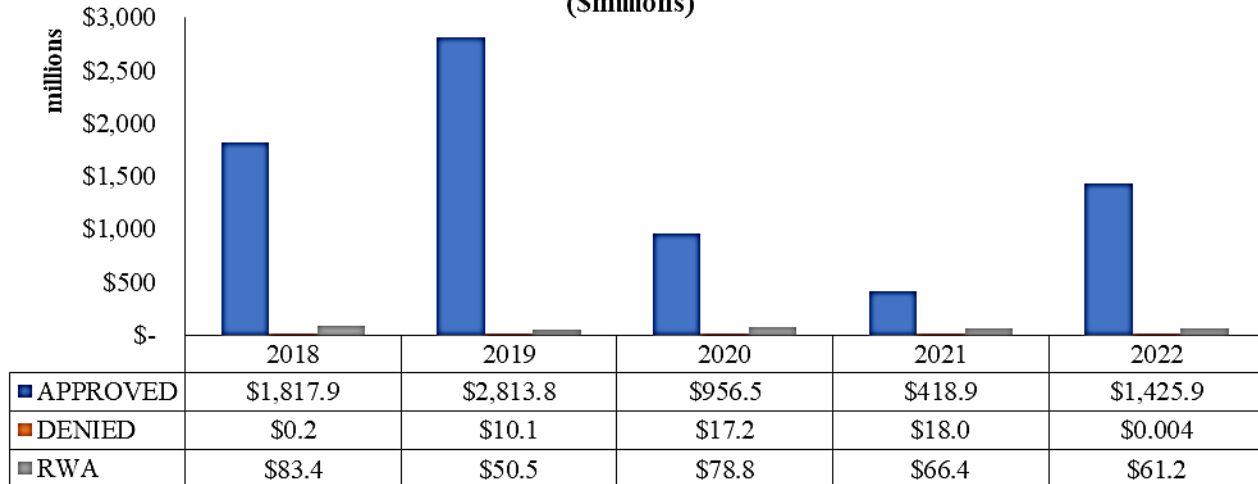


<sup>11</sup> Licensing data in this section is drawn from BIS internal systems. Data pertains to applications for export and/or reexport licenses and their associated outcomes. Reexport and export licenses and applications are not differentiated in this report; therefore, references to export licenses or applications should be interpreted as inclusive of reexport licenses and applications as well. All licensing figures include cases of deemed exports and/or deemed reexports, unless otherwise noted.



## Analysis of U.S. Trade with Turkey, 2022

**Values of License Applications for Export of Controlled Commodities, Software, & Technology to Turkey, by Outcome (Smillions)**



Source: Commerce U.S. Exporter Support System, February 15, 2023

In 2022, BIS reviewed 1 application for deemed exports or reexports involving Turkish nationals, representing 0.1% of total deemed export or reexport applications worldwide. BIS approved this application (an approval rate of 100%).

In the last five years, there were no denials for applications for deemed exports or reexports involving Turkish nationals.

Count of License Applications for Deemed Export, By Outcome, For Nationals of Turkey						
2018-2022						
Year	APPROVED	DENIED	RWA	Turkey Total	Worldwide Total	Turkey Total/ World Total
2018	0	0	0	0	969	0.0%
2019	0	0	0	0	1,308	0.0%
2020	3	0	0	3	1,207	0.2%
2021	2	0	0	2	924	0.2%
2022	1	0	0	1	1,457	0.1%

Source: Commerce U.S. Exporter Support System, February 15, 2023



## Analysis of U.S. Trade with Turkey, 2022

In 2022, the top approved ECCNs on licenses for Turkey were 0A501 for Firearms (except 0A502 shotguns) and related commodities with 339 approvals, followed by 9A610 for Military Aircraft and Related Commodities with 179 approvals, and 0A505 for Ammunition with 146 approvals.

Top ECCNs Approved for Export to Turkey, by Number of Licenses				2018	2019	2020	2021	2022	% of worldwide total
APPROVED	#1	0A501	Firearms (except 0A502 shotguns) and related commodities as follows (s	-	-	388	264	339	6.2%
	#2	9A610	Military Aircraft and Related Commodities, Other Than Those Enumerated	172	244	221	259	179	3.6%
	#3	0A505	Ammunition as follows (see List of Items Controlled).	-	-	28	53	146	12.0%
	#4	9E610	Technology “required” for the “development,” “production,” operation,	43	54	39	57	53	3.7%
	#5	0A606	Ground vehicles and related commodities, as follows (see List of Items	31	55	62	57	43	5.9%
Source: Commerce U.S. Exporter Support System, February 15, 2023									

Source: Commerce U.S. Exporter Support System, February 15, 2023

Note: ECCN Descriptions have been truncated; please review Commerce Control List for Full Description

ECCNs on Denied License Applications for Export to Turkey				2022	% of World Total
Denied	#1	7A103	Instrumentation, navigation equipment and systems, other than those co	1	25.0%
	#2	9A610	Military Aircraft and Related Commodities, Other Than Those Enumerated	1	9.1%
Source: Commerce U.S. Exporter Support System, February 15, 2023					

Source: Commerce U.S. Exporter Support System, February 15, 2023

Note: ECCN Descriptions have been truncated; please review Commerce Control List for Full Description

In 2022, the average processing time for applications involving Turkey was 31 calendar days.



## Analysis of U.S. Trade with Turkey, 2022

Summary of U.S. Exports to Turkey Calendar Year 2022				
	2021	2022	% change	% of total exports 2022
<b>Total Exports [1]</b>	\$ 11,927,286,560	\$ 15,193,732,910	27.4%	
<b>EAR Controlled Exports [2]</b>				
	2021	2022	% change	% of total exports 2022
C30 - Licenses	\$ 141,483,949	\$ 110,432,699	-21.9%	0.7%
<b>License Exceptions [2]</b>				
	2021	2022	% of total license exceptions 2022	% of total exports 2022
C50 - ENC	\$ 52,191,417	\$ 64,564,842	67.5%	0.4%
C59 - STA	\$ 25,472,196	\$ 17,367,331	18.2%	0.1%
C41 - RPL	\$ 6,432,119	\$ 8,089,279	8.5%	0.05%
C42 - GOV	\$ 4,535,164	\$ 4,176,460	4.4%	0.03%
C36 - GBS	\$ 657,904	\$ 613,270	0.6%	0.004%
C35 - LVS	\$ 15,819	\$ 371,124	0.4%	0.002%
C40 - TMP	\$ 528,310	\$ 269,928	0.3%	0.002%
C44 - TSU	\$ 35,812	\$ 138,341	0.1%	0.001%
C46 - AVS	\$ 7,922	\$ 62,000	0.1%	0.0004%
C53 - APP	\$ 4,300	\$ -	0.0%	0.0%
C45 - BAG	\$ 277	\$ -	0.0%	0.0%
Subtotal License Exceptions	\$ 89,881,240	\$ 95,652,575		0.6%
Total of Licensed Exports and License Exceptions	\$ 232,131,640	\$ 206,146,874		1.4%
<b>NLR [2]</b>				
	2021	2022	% of total NLR 2022	% of total exports 2022
C33 - NLR with an ECCN	\$ 1,924,901,217	\$ 2,351,070,959	99.9%	15.5%
C60 - NLR for 600-series .y subparagraph	\$ 3,172,775	\$ 3,192,245	0.1%	0.02%
C63 - NLR for 0A501 .y subparagraph Firearms	\$ 28,622	\$ 960	0.00004%	0.00001%
Subtotal NLR	\$ 1,928,102,614	\$ 2,354,264,164		15.5%

[1] Source: U.S. Census. Refers to trade in “goods” as defined by the U.S. Census: “Merchandise, supplies, raw materials, and products or any other item identified by a Harmonized System (HS) code.” Such data does not capture trade in technologies (e.g., exports made as transmissions or transfers); nor does it capture reexports of US-origin goods or technologies from another country. Nor does it include deemed exports or reexports.

[2] Source: Automated Export System (AES) filings.