

FOR PUBLIC RELEASE

Analysis of U.S. Trade with Serbia, 2022

Summary

Imports and exports reported by U.S. Census Bureau¹

In 2022, both U.S. exports to Serbia and imports from Serbia continued to grow for a fifth year in a row. U.S. exports totaled \$247.9 million, an increase of 36.9% (\$66.8 million), and U.S. imports totaled \$701.1 million, an increase of 30.5% (\$163.7 million). The trade deficit was \$453.2 million, increasing 27.2% (\$96.9 million) from 2021.

In 2022, 0.01% of total U.S. global exports of \$2.1 trillion were exported to Serbia and 0.02% of total U.S. imports of \$3.2 trillion from all countries were imported from Serbia.

In 2022, \$79.8 million of U.S. exports of Transportation Equipment to Serbia represented 0.03% of U.S. global exports of those commodities.

In 2022, \$209.6 million of U.S. imports of Machinery and Mechanical Appliances from Serbia constituted 0.02% of the total U.S. imports of those commodities. Additionally, \$85.2 million in imports of arms and ammunition constituted 1.8% of total U.S. imports of those commodities.

BIS export data²

In 2022, U.S. exports to Serbia made under a BIS license exception totaled \$6.0 million, an increase of 24.2% from \$4.8 million in 2021.

In 2022, the top license exception utilized under the Export Administration Regulations (EAR) was Encryption commodities, software, and technology (ENC), totaled at \$4.6 million (77.0% of all license exceptions for Serbia), followed by Servicing and replacement of parts and equipment (RPL), totaled at \$1.3 million (21.5%), and Temporary imports, exports, reexports, and transfers (in-country) (TMP), totaled at \$72,654 (1.2%).

¹ Export data in this section refers to trade in “goods” as defined by the U.S. Census: “Merchandise, supplies, raw materials, and products or any other item identified by a Harmonized System (HS) code.” Such data does not capture trade in technologies (e.g., exports made as transmissions or transfers); nor does it capture reexports of US-origin goods or technologies from another country. Nor does it include deemed exports or reexports. <https://www.census.gov/foreign-trade/reference/definitions/index.html#goods>.

² Export data in this section is derived from Automated Export System (AES) filings. Data in this section refers to the export of commodities, software, and technology subject to the Export Administration Regulations (EAR) and regulated as “items.” The data includes exports whether made under a license or a license exception. Such data does not capture trade in technologies (e.g., exports made as transmissions or transfers), nor does it capture reexports of US-origin goods from a third country. Nor does it include deemed exports or deemed reexports.

FOR PUBLIC RELEASE

Analysis of U.S. Trade with Serbia, 2022

BIS licensing data³

In 2022, the number of export license applications for Serbia, excluding applications for deemed exports and reexports, amounted to 0.1% of total applications worldwide.

In 2022, for applications involving commodities, software, and technology (excluding deemed exports and reexports of technology and source code to Serbian nationals in the U.S. or in a third country), BIS reviewed 36 export/re-export license applications valued at \$13.1 million for Serbia, compared to 39,045 applications worldwide valued at \$335.9 billion. BIS denied only one license application. BIS approved 31 applications valued at \$11.3 million with an approval rate of 86.1%, compared to 34,068 approvals worldwide and valued at \$226.1 billion with an approval rate of 87.3%. The remainder were returned without action (RWA).

In 2022, BIS did not review any applications for deemed exports or reexports involving Serbian nationals.

In 2022, the top approved ECCNs on licenses for Serbia were 6A003 for Cameras, Systems or Equipment, and “Components” with 9 approvals, followed by 0A504 for Optical sighting devices for firearms with 6 approvals, and 0A501 for Firearms (except 0A502 shotguns) and related commodities with 4 approvals.

In 2022, the average processing time for applications involving Serbia was 35 calendar days.

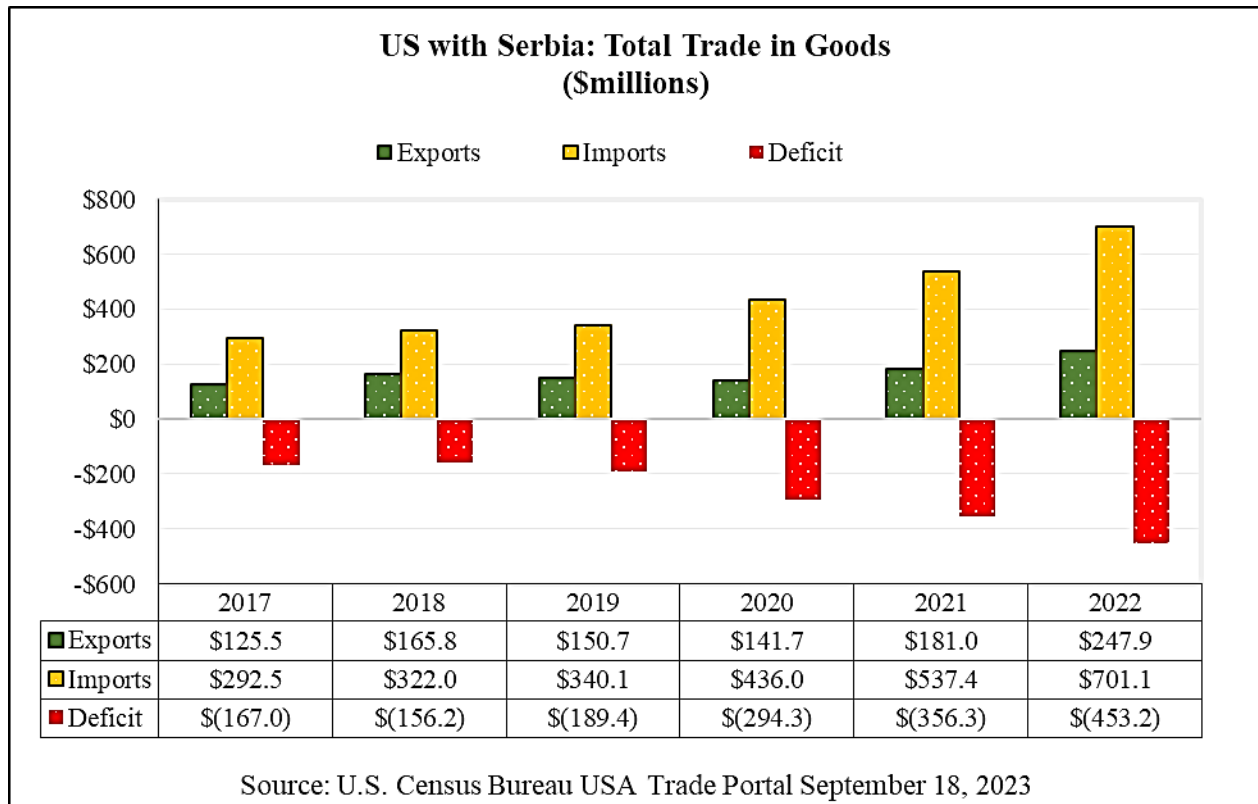
³ Licensing data in this section is drawn from BIS internal systems. Data pertains to applications for export and/or reexport licenses and their associated outcomes. Reexport and export licenses and applications are not differentiated in this report; therefore, references to export licenses or applications should be interpreted as inclusive of reexport licenses and applications as well. All licensing figures include cases of deemed export and/or deemed reexport, unless otherwise noted.

FOR PUBLIC RELEASE

Analysis of U.S. Trade with Serbia, 2022

I. Total U.S. trade in goods with Serbia⁴

In 2022, both U.S. exports to Serbia and imports from Serbia continued to grow for a fifth year in a row. U.S. exports totaled \$247.9 million, an increase of 36.9% (\$66.8 million), and U.S. imports totaled \$701.1 million, an increase of 30.5% (\$163.7 million). The trade deficit was \$453.2 million, increasing 27.2% (\$96.9 million) from 2021.



In 2022, the level of U.S. exports to Serbia and U.S. imports from Serbia in goods, merchandise, and commodities as well as the trade deficit with Serbia all exceeded the prior five-year average level by value (not adjusted for inflation).

	2017	2018	2019	2020	2021	2022	2017-2021 Average
EXPORTS	\$125.5	\$165.8	\$150.7	\$141.7	\$181.0	\$247.9	\$152.9
Δvalue	--	\$40.4	-\$15.1	-\$9.0	\$39.3	\$66.8	
Δpct	--	32.2%	-9.1%	-6.0%	27.7%	36.9%	
IMPORTS	\$292.5	\$322.0	\$340.1	\$436.0	\$537.4	\$701.1	\$385.6
Δvalue	--	\$29.6	\$18.1	\$95.9	\$101.4	\$163.7	
Δpct	--	10.1%	5.6%	28.2%	23.3%	30.5%	
BALANCE	\$(167.0)	\$(156.2)	\$(189.4)	\$(294.3)	\$(356.3)	\$(453.2)	\$(232.7)
Δvalue	--	\$10.8	(\$33.2)	(\$104.9)	(\$62.1)	(\$96.9)	
Δpct	--	-6.5%	21.2%	55.4%	21.1%	27.2%	

Values in Millions of U.S. Dollars. Source: U.S. Census Bureau USA Trade Portal September 18, 2023

⁴ Export data in this section refers to trade in “goods” as defined by the U.S. Census: “Merchandise, supplies, raw materials, and products or any other item identified by a Harmonized System (HS) code.” Such data does not capture trade in technologies (e.g., exports made as transmissions or transfers); nor does it capture reexports of US-origin goods or technologies from another country. Nor does it include deemed exports or reexports. <https://www.census.gov/foreign-trade/reference/definitions/index.html#goods>.

FOR PUBLIC RELEASE

Analysis of U.S. Trade with Serbia, 2022

In 2022, of \$247.9 million in U.S. exports to Serbia, the top commodity sectors were Transportation Equipment (32.2% of the total exports to the country), Machinery & Mechanical Appliances (24.2% of such total), and Chemicals, Plastics, Rubber, and Leather Goods (17.7% of such total).

In 2022, of \$701.1 million in U.S. imports from Serbia, the top commodity sectors were Machinery And Mechanical Appliances (29.9% of the total U.S imports from the country), Agriculture Products (17.7% of such total) and Chemicals, Plastics, Rubber, And Leather Goods (13.9% of such total).

Imports from Serbia By Sector	Serbia Commodity Trade 2022	US Exports to Serbia by Sector
\$701,101,604	Total Value All Commodities	\$247,861,325
17.7%	Agriculture Products (Chapters 01-24)	4.6%
0.2%	Oils, Minerals, Lime, Cement (Chapters 25-27)	0.4%
13.9%	Chemicals, Plastics, Rubber, Leather Goods (Chapters 28-43)	17.7%
0.6%	Wood, Cork, Paper, Printed Books (Chapters 44-49)	0.2%
2.9%	Textiles, Footwear, Headgear (Chapters 50-67)	0.7%
2.2%	Stone, Glass, Metals, Pearls (Chapters 68-71)	0.2%
10.1%	Base Metals, Iron, Steel, Tools (Chapters 72-83)	1.4%
29.9%	Machinery & Mechanical Appliances (Chapters 84-85)	24.2%
1.9%	Transportation Equipment (Chapters 86-89)	32.2%
4.0%	Optical, Measuring, Medical, Other Instruments (Chapters 90-92)	7.5%
12.1%	Arms & Ammunition (Chapter 93)	0.6%
2.5%	Miscellaneous Manufactured Items (Chapters 94-96)	0.7%
0.1%	Art, Collectors' Pieces, Antiques (Chapter 97)	0.3%
0.7%	Special Classification Items (Chapter 98)	9.1%
1.3%	Temporary Legislation (Chapter 99)	0.0%

Source: U.S. Census Bureau USA Trade Portal September 18, 2023

In 2022, 0.01% of total U.S. global exports of \$2.1 trillion were exported to Serbia and 0.02% of total U.S. imports of \$3.2 trillion from all countries were imported from Serbia.

Exports

In 2022, \$79.8 million of U.S. exports of Transportation Equipment to Serbia represented 0.03% of U.S. global exports of those commodities. Additionally, \$60.0 million of exports of Machinery & Mechanical Appliances represented 0.01%, and \$43.9 million of Chemicals, Plastics, Rubber, Leather Goods represented 0.01% of U.S. global exports of those commodities.

Imports

In 2022, \$209.6 million of U.S. imports of Machinery and Mechanical Appliances from Serbia constituted 0.02% of the total U.S. imports of those commodities. Additionally, \$124.3 million of imports of Agriculture Products represented 0.1%, and the \$85.2 million of imports of Arms and Ammunition represented 1.8% of the global U.S. imports of those commodities.

FOR PUBLIC RELEASE

Analysis of U.S. Trade with Serbia, 2022

II. U.S. Exports to Serbia Subject to BIS Export Controls⁵

In 2022, of the \$247.9 million⁶ in U.S. exports to Serbia:

- \$1.6 million, or 0.7% of the total value, were exported under a BIS license;
- \$6.0 million, or 2.4% of the total value, were exported under a BIS license exception;
- \$72.1 million, or 29.1%, were exported under No License Required (NLR) reporting an ECCN⁷;
- \$86,699, or 0.03%, were exported under NLR for 600-series .y subparagraph items⁸;
- \$134,064, or 0.1%, were exported under NLR for 0A501 .y subparagraph Firearms items.⁹

For comparison, globally:

- 0.4% of U.S. exports by dollar value were exported under a BIS license;
- 0.8% were exported under a BIS license exception;
- 9.6% of exports were exported under NLR reporting an ECCN;
- 0.02% of exports were exported under NLR for 600-series .y subparagraph items;
- 0.001% of exports were exported under NLR for 0A501 .y subparagraph Firearms items.

Serbia				
		2020	2021	2022
	Licensed by BIS	\$2.7	\$1.8	\$1.6
	BIS License Exceptions	\$5.2	\$4.8	\$6.0
	NLR reporting an ECCN [8]	\$18.2	\$27.8	\$72.1
	NLR DY6 600-Series .y subparagraph [9]	\$0.0	\$0.0	\$0.1
	NLR YFA 0A501 .y subparagraph firearms [10]	\$0.01	\$0.2	\$0.1
Values in Millions of U.S. Dollars. Source: Automated Export System			February 15, 2023	

Reasons for Control	Chemical and Biological Weapons			Nuclear Nonproliferation		National Security		Missile Tech	Regional Stability		Firearms Convention	Crime Control			Anti-Terrorism	
	CB:1	CB:2	CB:3	NP:1	NP:2	NS:1	NS:2	MT:1	RS:1	RS:2	FC:1	CC:1	CC:2	CC:3	AT:1	AT:2
Serbia	X	X				X	X	X	X	X		X	X	X		

⁵ Unless otherwise specified, export data in this section is derived from Automated Export System (AES) filings. Data in this section refers to the export of commodities, software, and technology subject to the Export Administration Regulations (EAR) and regulated as “items.” The data includes exports whether made under a license or a license exception. Such data does not capture trade in technologies (e.g., exports made as transmissions or transfers), nor does it capture reexports of US-origin goods from a third country. Nor does it include deemed exports or deemed reexports.

⁶ This figure is reported by the U.S. Census Bureau. “Total exports” refers to “goods” as defined by the U.S. Census: “Merchandise, supplies, raw materials, and products or any other item identified by a Harmonized System (HS) code.” Such data does not capture trade in technologies (e.g., exports and imports made as transmissions or transfers), nor does it capture reexports of US-origin goods from another country <https://www.census.gov/foreign-trade/reference/definitions/index.html#goods>.

⁷ Line items reported in AES as license type C33 with an ECCN. Excludes items classified as EAR99.

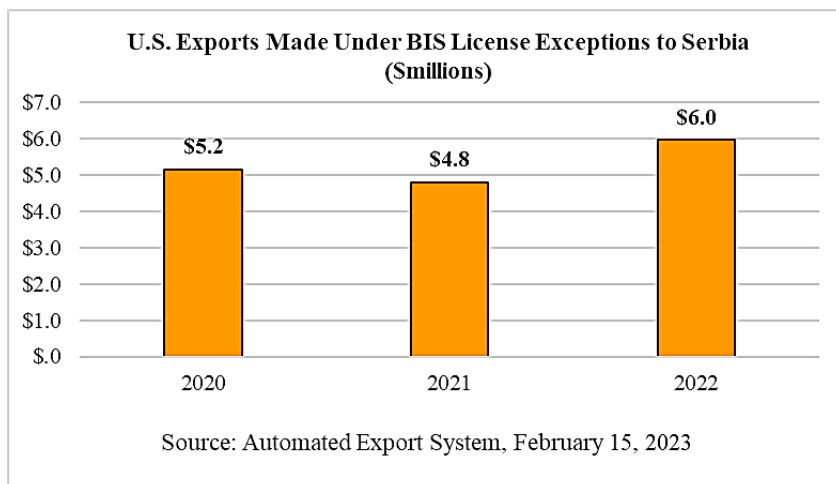
⁸ Line items reported in AES as 9x515 subparagraph .y or “600 series”, and shipped under license type C60 and license number DY6.

⁹ Line items reported in AES as 0A501 subparagraph .y and shipped under license type code C63, and license number YFA.

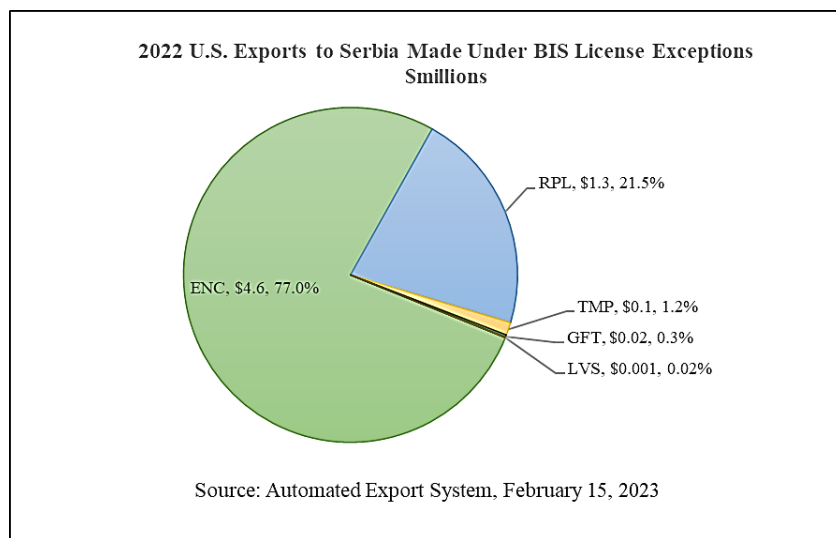
FOR PUBLIC RELEASE

Analysis of U.S. Trade with Serbia, 2022

In 2022, U.S. exports to Serbia made under a BIS license exception totaled \$6.0 million, an increase of 24.2% from \$4.8 million in 2021.



In 2022, the top license exception, Encryption commodities, software, and technology (ENC), totaled at \$4.6 million (77.0% of all license exceptions for Serbia), followed by Servicing and replacement of parts and equipment (RPL), totaled at \$1.3 million (21.5%), and Temporary imports, exports, reexports, and transfers (in-country) (TMP), totaled at \$72.7 thousand (1.2%).




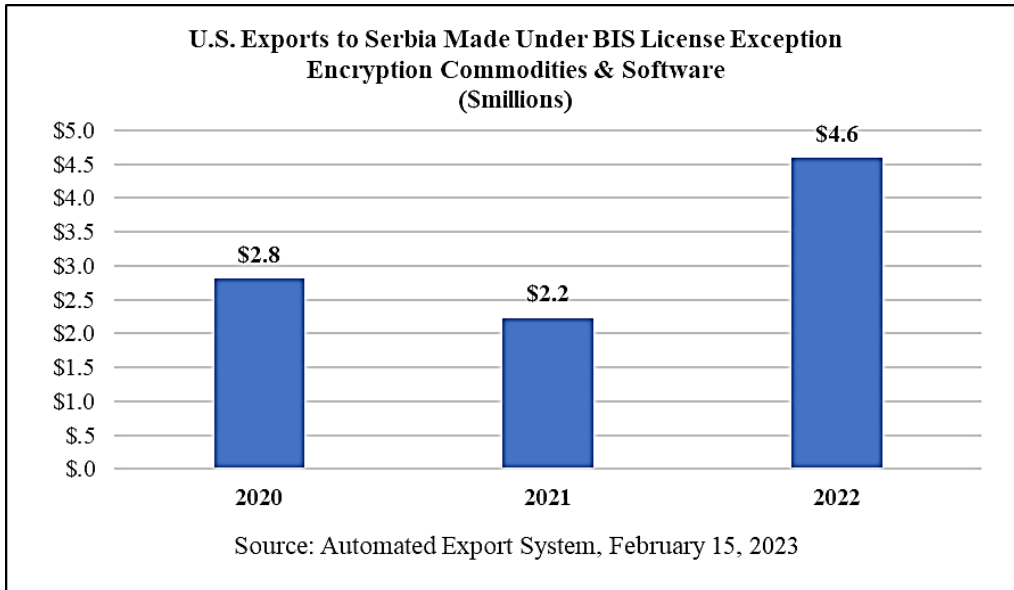
ENC: Encryption commodities, software, and technology
 RPL: Servicing and replacement of parts and equipment
 TMP: Temporary imports, exports, reexports, and transfers (in-country)
 GFT: Gift Parcels and Humanitarian Donations
 LVS: Limited Value Shipments



FOR PUBLIC RELEASE

Analysis of U.S. Trade with Serbia, 2022

In 2022, U.S. exports to Serbia shipped under BIS license exception ENC totaled \$4.6 million, a 106.3% increase from \$2.2 million in 2021.





FOR PUBLIC RELEASE

Analysis of U.S. Trade with Serbia, 2022

LICENSED	Top ECCNs Reported on Exports to Serbia, by aggregate shipment value (\$millions)		
	#1	0A501	Firearms (except 0A502 shotguns) and related commodities as follows (s
	#2	0A504	Optical sighting devices for firearms (including shotguns controlled b
	#3	1A613	Armored and protective “equipment” and related commodities, as follows
	#4	1B608	Test, inspection, and production “equipment” and related commodities “
	#5	9A610	Military Aircraft and Related Commodities, Other Than Those Enumerated
	#6	6A003	Cameras, Systems or Equipment, and “Components” Therefor, as Follows (
	#7	5A002	“Information security” systems, equipment and “components,” as follows
	#8	0A982	Law enforcement restraint devices, including leg irons, shackles, and
	#9	3A231	Neutron generator systems, including tubes, having both of the charact
	#10	9A012	Non-military “Unmanned Aerial Vehicles,” (“UAVs”), unmanned “airships”

Note: ECCN descriptions have been truncated: please review Commerce Control List for full description

EXCEPTIONS	Top ECCNs Reported on Exports to Serbia, by aggregate shipment value (\$millions)		
	#1	5A002	“Information security” systems, equipment and “components,” as follows
	#2	9A991	“Aircraft,” n.e.s., and gas turbine engines not controlled by 9A001 or
	#3	5D002	“Software” as follows (see List of Items Controlled).
	#4	7A103	Instrumentation, navigation equipment and systems, other than those co
	#5	EAR99	Items subject to the EAR that are not elsewhere specified in this CCL
	#6	3A001	Electronic items as follows (see List of Items Controlled).
	#7	6A001	Acoustic systems, equipment and “components,” as follows (see List of
	#8	7A994	Other navigation direction finding equipment, airborne communication e
	#9	0A501	Firearms (except 0A502 shotguns) and related commodities as follows (s
	#10	1A004	Protective and Detection Equipment and “Components,” Not “Specially De

Note: ECCN descriptions have been truncated: please review Commerce Control List for full description

NLR with ECCN	Top ECCNs Reported on Exports to Serbia, by aggregate shipment value (\$millions)		
	#1	9A991	“Aircraft,” n.e.s., and gas turbine engines not controlled by 9A001 or
	#2	7A994	Other navigation direction finding equipment, airborne communication e
	#3	3A999	Specific Processing Equipment, n.e.s., as Follows (See List of Items C
	#4	5A991	Telecommunication equipment, not controlled by 5A001 (see List of Item
	#5	5A992	Equipment not controlled by 5A002 (see List of Items Controlled).
	#6	6A998	Radar systems, equipment and major “components,” n.e.s., and “speciall
	#7	9A990	Diesel engines, n.e.s., and tractors and “specially designed” “parts”
	#8	1C992	Commercial charges and devices containing energetic materials, n.e.s.
	#9	4A994	Computers, “electronic assemblies” and related equipment not controlle
	#10	5D992	“Information Security” “software” not controlled by 5D002 as follows (

Note: ECCN descriptions have been truncated: please review Commerce Control List for full description

Source: Automated Export System

FOR PUBLIC RELEASE

Analysis of U.S. Trade with Serbia, 2022

LICENSED	Top ECCNs Reported on Exports to Serbia, by shipment count [1]		
	#1	0A501	Firearms (except 0A502 shotguns) and related commodities as follows (s
	#2	0A504	Optical sighting devices for firearms (including shotguns controlled b
	#3	6A003	Cameras, Systems or Equipment, and “Components” Therefor, as Follows (
	#4	5A002	“Information security” systems, equipment and “components,” as follows
	#5	0A503	Discharge type arms; non-lethal or less-lethal grenades and projectile
	#6	0A978	Law enforcement striking weapons, including saps, police batons, side
	#7	2B350	Chemical manufacturing facilities and equipment, except valves control
	#8	6A993	Cameras, not controlled by 6A003 or 6A203, as follows (see List of It
	#9	0A502	Shotguns; shotguns “parts” and “components,” consisting of complete tr
	#10	0A982	Law enforcement restraint devices, including leg irons, shackles, and

Note: ECCN descriptions have been truncated: please review Commerce Control List for full description

EXCEPTIONS	Top ECCNs Reported on Exports to Serbia, by shipment count [1]		
	#1	5A002	“Information security” systems, equipment and “components,” as follows
	#2	9A991	“Aircraft,” n.e.s., and gas turbine engines not controlled by 9A001 or
	#3	0A501	Firearms (except 0A502 shotguns) and related commodities as follows (s
	#4	5D002	“Software” as follows (see List of Items Controlled).
	#5	7A103	Instrumentation, navigation equipment and systems, other than those co
	#6	EAR99	Items subject to the EAR that are not elsewhere specified in this CCL
	#7	3A001	Electronic items as follows (see List of Items Controlled).
	#8	6A001	Acoustic systems, equipment and “components,” as follows (see List of
	#9	7A994	Other navigation direction finding equipment, airborne communication e
	#10	1A004	Protective and Detection Equipment and “Components,” Not “Specially De

Note: ECCN descriptions have been truncated: please review Commerce Control List for full description

NLR with ECCN	Top ECCNs Reported on Exports to Serbia, by shipment count [1]		
	#1	9A991	“Aircraft,” n.e.s., and gas turbine engines not controlled by 9A001 or
	#2	5A992	Equipment not controlled by 5A002 (see List of Items Controlled).
	#3	5A991	Telecommunication equipment, not controlled by 5A001 (see List of Item
	#4	7A994	Other navigation direction finding equipment, airborne communication e
	#5	3A999	Specific Processing Equipment, n.e.s., as Follows (See List of Items C
	#6	3A991	Electronic devices, and “components” not controlled by 3A001.
	#7	4A994	Computers, “electronic assemblies” and related equipment not controlle
	#8	5D992	“Information Security” “software” not controlled by 5D002 as follows (
	#9	3A992	General purpose electronic equipment not controlled by 3A002.
	#10	0A606	Ground vehicles and related commodities, as follows (see List of Items

Note: ECCN descriptions have been truncated: please review Commerce Control List for full description

[1] Source: Automated Export System. Shipment count is the number of distinct AES filings containing the given ECCN.

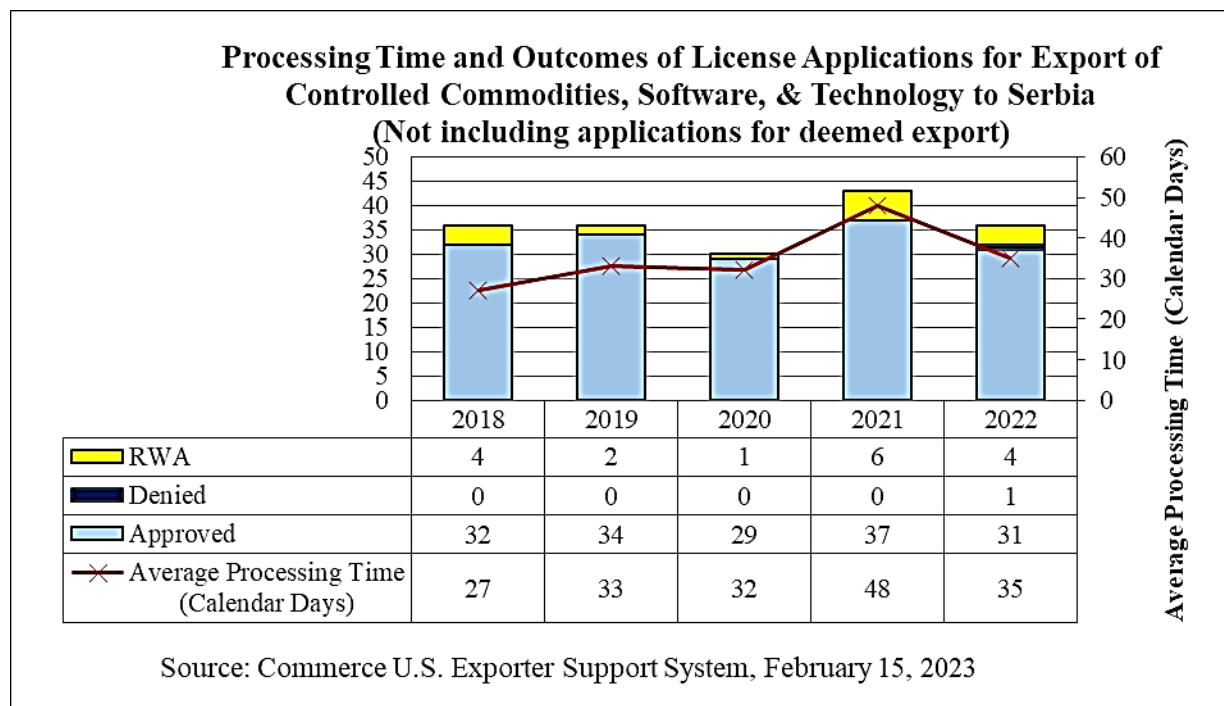
FOR PUBLIC RELEASE

Analysis of U.S. Trade with Serbia, 2022

III. BIS Licensing Involving Serbia¹⁰

In 2022, the number of export license applications for Serbia, excluding applications for deemed exports and reexports, amounted to 0.09% of total applications worldwide.

In 2022, for applications involving commodities, software, and technology (excluding deemed exports and reexports of technology and source code to Serbian nationals in the U.S. or in a third country), BIS reviewed 36 export/re-export license applications valued at \$13.1 million for Serbia, compared to 39,045 applications worldwide valued at \$335.9 billion. BIS denied only one license application. BIS approved 31 applications valued at \$11.3 million with an approval rate of 86.1%, compared to 34,068 approvals worldwide and valued at \$226.1 billion with an approval rate of 87.3%. The remainder were returned without action (RWA).



¹⁰ Licensing data in this section is drawn from BIS internal systems. Data pertains to applications for export and/or reexport licenses and their associated outcomes. Reexport and export licenses and applications are not differentiated in this report; therefore, references to export licenses or applications should be interpreted as inclusive of reexport licenses and applications as well. All licensing figures include cases of deemed exports and/or deemed reexports, unless otherwise noted.



FOR PUBLIC RELEASE

Analysis of U.S. Trade with Serbia, 2022

Values of License Applications for Export of Controlled Commodities, Software, & Technology to Serbia, by Outcome (Smillions)



Source: Commerce U.S. Exporter Support System, February 15, 2023

In 2022, BIS did not review any applications for deemed exports or reexports involving Serbian nationals.

In the last five years, there were no denials for applications for deemed exports or reexports involving Serbian nationals.

Count of License Applications for Deemed Export, By Outcome, For Nationals of Serbia						
2018-2021						
Year	APPROVED	DENIED	RWA	Serbia Total	Worldwide Total	Serbia Total/ World Total
2018	3	0	0	3	969	0.3%
2019	0	0	0	0	1,308	0.0%
2020	0	0	0	0	1,207	0.0%
2021	2	0	0	2	924	0.2%
2022	0	0	0	0	1,457	0.0%

Source: Commerce U.S. Exporter Support System, February 15, 2023



FOR PUBLIC RELEASE

Analysis of U.S. Trade with Serbia, 2022

In 2022, the top approved ECCNs on licenses for Serbia were 6A003 for Cameras, Systems or Equipment, and “Components” with 9 approvals, followed by 0A504 for Optical sighting devices for firearms with 6 approvals, and 0A501 for Firearms (except 0A502 shotguns) and related commodities with 4 approvals.

Top ECCNs Approved for Export to Serbia, by Number of Licenses						2018	2019	2020	2021	2022	% of worldwide total
APPROVED	#1	6A003 Cameras, Systems or Equipment, and “Components” Therefor, as Follows (7	10	4	11	9	0.7%
	#2	0A504 Optical sighting devices for firearms (including shotguns controlled b				-	-	7	2	6	0.4%
	#3	0A501 Firearms (except 0A502 shotguns) and related commodities as follows (s				-	-	3	4	4	0.1%
	#4	2B350 Chemical manufacturing facilities and equipment, except valves control				1	1	2	1	2	0.1%
	#5	9E619 “Technology” “required” for the “development,” “production,” operation				-	-	-	1	2	0.4%

Source: Commerce U.S. Exporter Support System, February 15, 2023

Note: ECCN Descriptions have been truncated; please review Commerce Control List for Full Description

ECCNs on Denied License Applications for Export to Serbia						2022	% of World Total
Denied	#1	0A501 Firearms (except 0A502 shotguns) and related commodities as follows (s				1	2.4%
	#2	0A502 Shotguns; shotguns “parts” and “components,” consisting of complete tr				1	5.0%
	#3	0A504 Optical sighting devices for firearms (including shotguns controlled b				1	5.9%

Source: Commerce U.S. Exporter Support System, February 15, 2023

Note: ECCN Descriptions have been truncated; please review Commerce Control List for Full Description

In 2022, the average processing time for applications involving Serbia was 35 calendar days.



FOR PUBLIC RELEASE

Analysis of U.S. Trade with Serbia, 2022

Summary of U.S. Exports to Serbia Calendar Year 2022				
	2021	2022	% change	% of total exports 2022
Total Exports [1]	\$ 181,034,600	\$ 247,861,325	36.9%	
EAR Controlled Exports [2]	2021	2022	% change	% of total exports 2022
C30 - Licenses	\$ 1,812,855	\$ 1,628,376	-10.2%	0.7%
License Exceptions [2]	2021	2022	% of total license exceptions 2022	% of total exports 2022
C50 - ENC	\$ 2,228,631	\$ 4,596,760	77.0%	1.9%
C41 - RPL	\$ 2,240,304	\$ 1,282,035	21.5%	0.5%
C40 - TMP	\$ 296,225	\$ 72,654	1.2%	0.03%
C43 - GFT	\$ -	\$ 15,203	0.3%	0.01%
C35 - LVS	\$ 946	\$ 924	0.02%	0.0004%
C42 - GOV	\$ 33,316	\$ -	0.0%	0.0%
C44 - TSU	\$ 3,500	\$ -	0.0%	0.0%
C36 - GBS	\$ 2,428	\$ -	0.0%	0.0%
Subtotal License Exceptions	\$ 4,805,350.00	\$ 5,967,576.00		2.4%
Total of Licensed Exports and License Exceptions	\$ 6,618,205.00	\$ 7,595,952.00		3.1%
NLR [2]	2021	2022	% of total NLR 2022	% of total exports 2022
C33 - NLR with an ECCN	\$ 27,777,975	\$ 72,059,571	99.7%	29.1%
C60 - NLR for 600-series .y subparagraph	\$ -	\$ 86,699	0.1%	0.03%
C63 - NLR for 0A501 .y subparagraph Firearms	\$ 156,847	\$ 134,064	0.2%	0.1%
Subtotal NLR	\$ 27,934,822	\$ 72,280,334		29.2%

[1] Source: U.S. Census. Refers to trade in “goods” as defined by the U.S. Census: “Merchandise, supplies, raw materials, and products or any other item identified by a Harmonized System (HS) code.” Such data does not capture trade in technologies (e.g., exports made as transmissions or transfers); nor does it capture reexports of US-origin goods or technologies from another country. Nor does it include deemed exports or reexports.

[2] Source: Automated Export System (AES) filings.