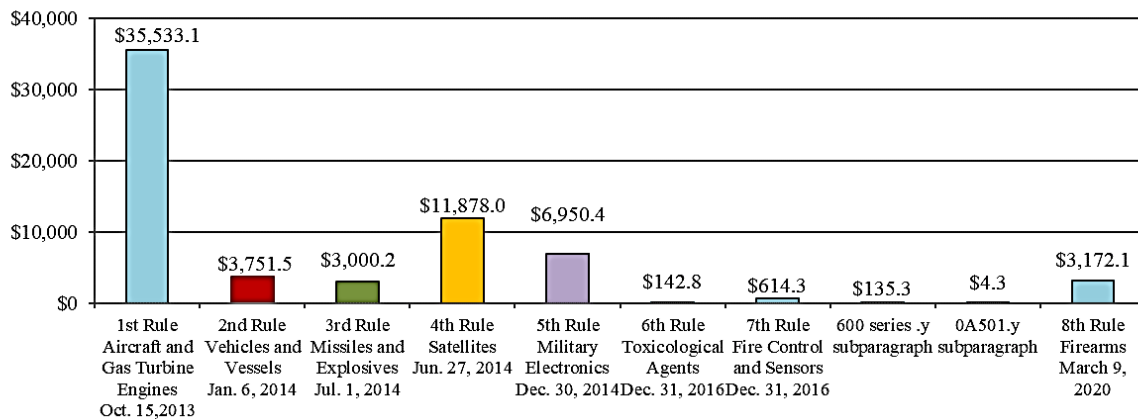


U.S. Exports of 600-Series, 9x515, Firearms Items under BIS Authorization

October 15, 2013 to December 31, 2022


U.S. exports of 600-Series, 9x515, and firearms items from October 15, 2013 to December 31, 2022 totaled 1,036,414 shipments¹ for approximately \$64.6 billion under BIS authorization.

U.S. Exports of 600-Series, 9x515 & Firearms Items under BIS Authorization
by Value
Effective Date to December 31, 2022
\$million



Source: Automated Export System, September 13, 2023

U.S. Exports of 600-Series, 9x515, and Firearms Items by Shipment Count
Effective Date to December 31, 2022



Source: Automated Export System, September 13, 2023

¹ Shipments are defined as exports being sent from one order party to one consignee located in a single country of destination on a single conveyance on the same day.

Of \$64.6 billion in U.S. exports of 600-series items, 9x515 items, and firearms items under BIS jurisdiction from October 15, 2013 to December 31, 2022:

- \$50.0 billion were for 600-series items; and
- \$11.9 billion were for 9x515 items.
- \$2.6 billion were for firearm items.

Of \$53.6 billion in U.S. exports under BIS jurisdiction for 600-series items, the top 3 destinations were Japan with \$8.6 billion (17.2% of the total value), Canada with \$4.8 billion (9.6%) and the United Kingdom with \$4.6 billion (9.3%).

**Top Fifteen Destinations of U.S. Exports of 600-Series Items by Value
under BIS Jurisdiction**

October 15, 2013 to December 31, 2022

Country	Shipment Counts	% of Total Shipment Count	Value \$million	% of Total Value
Japan	71,836	8.0%	\$8,604.4	17.2%
Canada	79,710	8.9%	\$4,789.3	9.6%
United Kingdom	109,517	12.2%	\$4,626.9	9.3%
South Korea	62,591	6.97%	\$3,847.9	7.7%
Israel	41,843	4.7%	\$2,485.8	5.0%
Germany	37,522	4.2%	\$1,937.3	3.9%
United Arab Emirates	26,071	2.9%	\$1,850.0	3.7%
Taiwan	25,842	2.9%	\$1,548.4	3.1%
Australia	26,902	3.0%	\$1,516.8	3.0%
Italy	27,076	3.0%	\$1,461.5	2.9%
Saudi Arabia	13,200	1.5%	\$1,332.5	2.7%
Singapore	36,530	4.1%	\$1,314.8	2.6%
Mexico	40,932	4.6%	\$918.4	1.8%
Spain	24,678	2.8%	\$917.9	1.8%
India	9,744	1.1%	\$873.4	1.8%
Top 15 Total	633,994		\$38,025.5	
Top 15 Total/ Grand Total		70.6%		76.1%
Grand Total	897,541		\$49,991.4	
Source: Automated Export System, September 13, 2023				

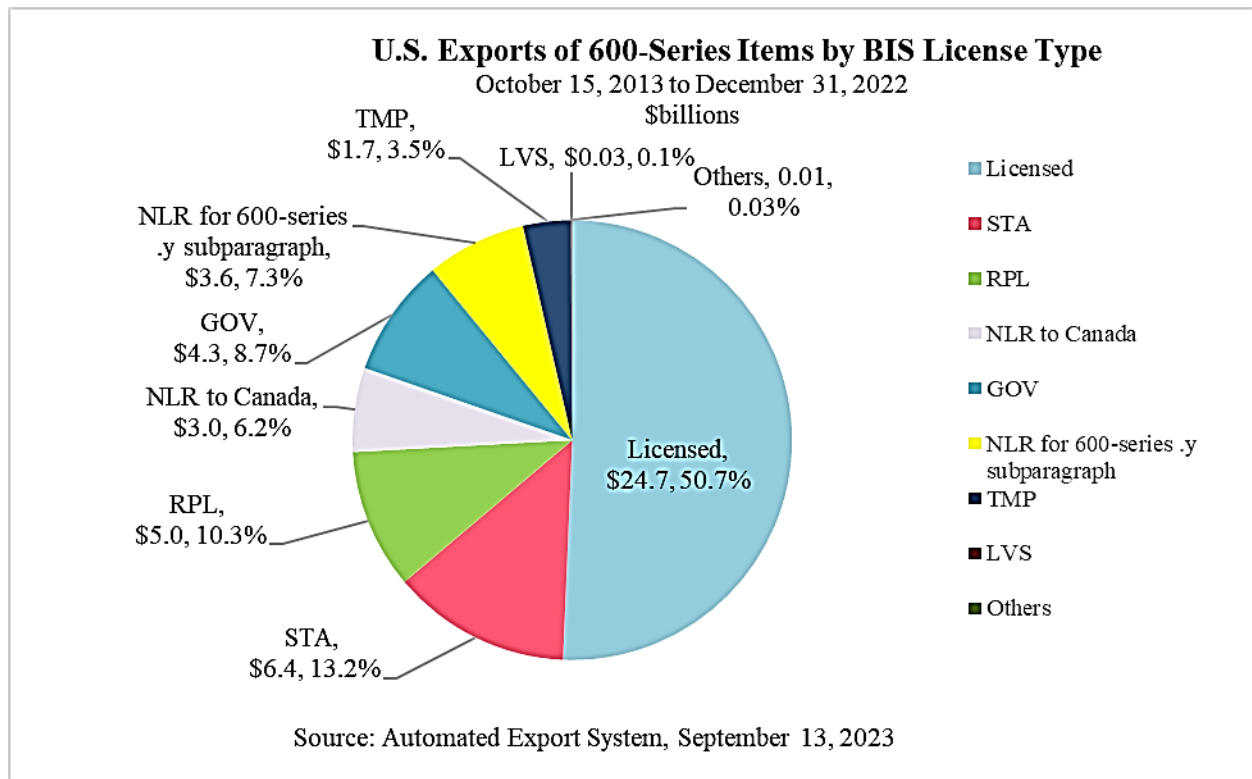
Of \$50.0 billion in U.S. exports of 600-series items under BIS jurisdiction from October 15, 2013 to December 31, 2022, the ECCN with the top export value was 9A610 for military aircraft and related commodities created by the first USML to CCL regulatory change.

Second was ECCN 9A619 for military gas turbine engines and related commodities, also created by the first USML to CCL regulatory change.

Third was ECCN 3A611 for military electronics created by the fifth USML to CCL regulatory change.

Top Ten ECCNs of U.S. Exports of 600-Series Items by Value under BIS Jurisdiction October 15, 2013 to December 31, 2022	
ECCN	Description
9A610	Military aircraft and related commodities
9A619	Military gas turbine engines and related commodities
3A611	Military electronics
0A606	Ground vehicles and related commodities
9A604	Commodities related to launch vehicles, missiles, and rockets
9B610	Test, inspection, and production "equipment" and related commodities "specially designed" for the "development" or "production" of commodities enumerated in ECCN 9A610 or USML Category VIII
1A613	Armored and protective "equipment" and related commodities
0A614	Military training "equipment"
7A611	Military fire control, laser, imaging, and guidance equipment
8A609	Surface vessels of war and related commodities
Source: Automated Export System, September 13, 2023	

Of \$50.0 billion in U.S. exports of 600-series items under BIS jurisdiction from October 15, 2013 to December 31, 2022, licensed exports totaled \$24.7 billion (50.7% of the total); STA totaled \$6.4 billion (13.2%); and RPL totaled \$5.0 billion (10.3%).



BIS License Exceptions:

STA: Strategic Trade Authorization

RPL: Servicing and replacement of parts and equipment

NLR: No License Required

GOV: Governments, international organizations, international inspections under the Chemical Weapons Convention, and the International Space Station

TMP: Temporary imports, exports, reexports, and transfers (in-country)

LVS: Shipments of limited value