



U.S. Trade with Malaysia

Summary

In 2021, U.S. exports to Malaysia totaled \$15.2 billion, an 23.4% (\$2.9 billion) increase from 2020; U.S. imports from Malaysia totaled \$56.2 billion, a 27.3% (\$12.1 billion) increase; and the trade deficit was \$41.0 billion, a 28.9% (\$9.2 billion) increase.

In 2021, 0.9% of the total U.S. exports were shipped to Malaysia while 2.0% of total U.S. Imports were delivered from Malaysia.

In 2021, of the \$15.2 billion in U.S. exports to Malaysia, the top commodity sectors were Machinery and Mechanical Appliances (48.9%); Base Metals, Iron, Steel, Tools (14.5%); and Chemicals, Plastics, Rubber and Leather products (11.7%).

In 2021, of the \$56.2 billion in U.S. imports from Malaysia, the top commodity sectors were Machinery and Mechanical Appliances (68.9%); Chemicals, Plastics, Rubber and Leather products (14.2%); and Optical, Measuring, Medical Instruments (5.5%).

In 2021, U.S. exports to Malaysia shipped under a BIS license exception authorization totaled \$292.6 million. The usage of the license exception authorization for Encryption Commodities & Software was \$190.6 million in 2021, a decrease of 15.1% from 2020.

In 2021, BIS reviewed 622 export/re-export license applications (not including deemed export applications) for tangible items, software and technology valued at \$1.1 billion for Malaysia. License applications for Malaysia counted 1.5% of the World total by license count. BIS approved 575 (92.4% of the total applications) for \$920.7 million, RWA totaled 47 for \$168.7 million. There were no denied license applications in 2021.

In 2021, there were no deemed export license applications from Malaysian nationals.

In 2021, the top approved ECCNs (including deemed exports) to Malaysia by count include: **9A610** for Military aircraft and related commodities with 166 approvals; **2B350** for Chemical manufacturing facilities and equipment, except valves control with 55 approvals; and **3A001** Electronic items with 50 approvals.

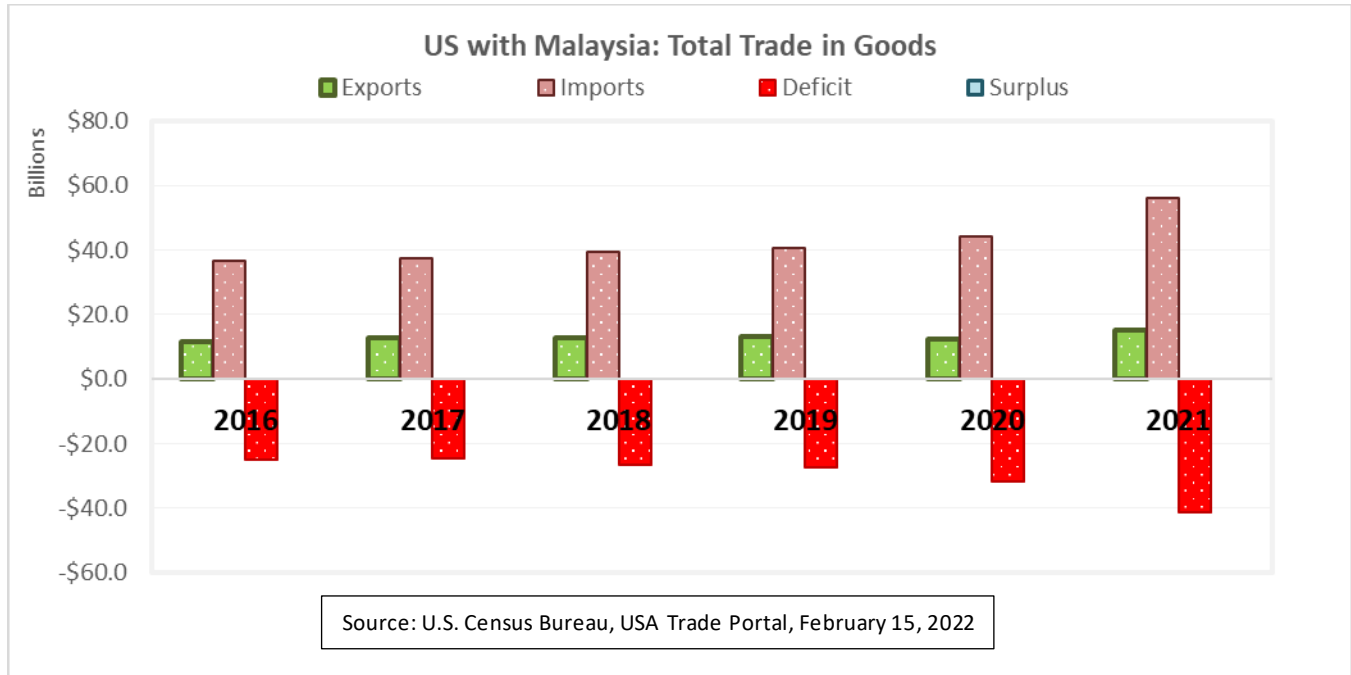
In 2021, the average processing time for Malaysia was 27 calendar days.



U.S. Trade with Malaysia

I. Total U.S. Trade in goods with Malaysia

In 2021, U.S. exports to Malaysia totaled \$15.2 billion, an 23.4% (\$2.9 billion) increase from 2020; U.S. imports from Malaysia totaled \$56.2 billion, a 27.3% (\$12.1 billion) increase; and the trade deficit was \$41.0 billion, a 28.9% (\$9.2 billion) increase.



In 2021, the level of U.S. exports to Malaysia and U.S. imports from Malaysia exceeded the prior five-year average level by value not adjusted for inflation. The U.S. trade deficit with Malaysia is greater than the prior five-year average level by value not adjusted for inflation.

	2016	2017	2018	2019	2020	2021	2016-2020 Average
EXPORTS	\$11,774.2	\$12,871.8	\$12,953.5	\$13,187.8	\$12,295.6	\$15,171.5	\$12,616.6
Δvalue	--	\$1,097.6	\$81.7	\$234.3	-\$892.2	\$2,875.9	
Δpct	--	9.3%	0.6%	1.8%	-6.8%	23.4%	
IMPORTS	\$36,607.4	\$37,369.2	\$39,342.1	\$40,510.4	\$44,131.7	\$56,194.1	\$39,592.2
Δvalue	--	\$761.8	\$1,973.0	\$1,168.3	\$3,621.3	\$12,062.4	
Δpct	--	2.1%	5.3%	3.0%	8.9%	27.3%	
BALANCE	(\$24,833.2)	(\$24,497.4)	(\$26,388.7)	(\$27,322.6)	(\$31,836.1)	(\$41,022.6)	(\$26,975.6)
Δvalue	--	\$335.8	(\$1,891.3)	(\$934.0)	(\$4,513.4)	(\$9,186.5)	
Δpct	--	-1.4%	7.7%	3.5%	16.5%	28.9%	

Values in Millions of U.S. Dollars. Source: U.S. Census Bureau USA Trade Portal February 15, 2022



U.S. Trade with Malaysia

In 2021, of the \$15.2 billion in U.S. exports to Malaysia, the top commodity sectors were Machinery and Mechanical Appliances (48.9%); Base Metals, Iron, Steel, Tools (14.5%); and Chemicals, Plastics, Rubber and Leather products (11.7%).

In 2021, of the \$56.2 billion in U.S. imports from Malaysia, the top commodity sectors were Machinery and Mechanical Appliances (68.9%); Chemicals, Plastics, Rubber and Leather products (14.2%); and Optical, Measuring, Medical Instruments (5.5%).

Imports from Malaysia by Sector	Malaysia Commodity Trade 2021	US exports to Malaysia by Sector
\$56,194,129,531	Total Value All Commodities	\$15,171,488,038
1.4%	Agriculture (Chapters 01-24)	7.34%
0.3%	Oils, Minerals, Lime, Cement (Chapters 25-27)	0.9%
14.2%	Chemicals, Plastics, Rubber, Leather (Chapters 28-43)	11.7%
0.8%	Wood, Cork, Paper, Printed Books (Chapters 44-49)	1.8%
0.5%	Textiles, Footwear, Headgear (Chapters 50-67)	0.7%
0.7%	Stone, Glass, Metals, Pearls (Chapters 68-71)	0.8%
1.8%	Base Metals, Iron, Steel, Tools (Chapters 72-83)	14.5%
68.9%	Machinery & Mechanical Appliances (Chapters 84-85)	48.9%
0.4%	Transportation Equipment (Chapters 86-89)	4.6%
5.5%	Optical, Measuring, Medical, Other Instruments (Chapters 90-92)	6.6%
0.0%	Arms & Ammunition (Chapter 93)	0.0%
3.8%	Miscellaneous Manufactured Items (Chapters 94-96)	0.3%
0.0%	Art, Collectors' Pieces, Antiques (Chapter 97)	0.0%
1.7%	Special Items (Chapters 98)	1.8%

Source: U.S. Census Bureau USA Trade Portal February 15, 2022

The Shares of U.S. – Malaysia Trade in U.S. Global Trade

In 2021, **0.9%** of the total U.S. exports were shipped to Malaysia while **2.0%** of total U.S. Imports were delivered from Malaysia.

U.S. Trade with Malaysia in Base Metals, Iron, Steel and Tools

In 2021, U.S. exported \$2.2 billion in Base Metals, Iron, Steel and Tools to Malaysia, making up 2.9% of all U.S. exports of those commodities worldwide.

U.S. Trade with Malaysia in Machinery and Mechanical Appliances

In 2021, U.S. imported \$38.7 billion in Machinery and Mechanical Appliances from Malaysia, making up 4.7% of all U.S. imports of those commodities worldwide.



U.S. Exports to Malaysia subject to U.S. Government Export Control

II. U.S. Exports to Malaysia subject to U.S. Government Export Control

In 2021, of the \$15.2 billion in U.S. exports to Malaysia:

- 2.5% were subject to a BIS license requirement.
 - 0.6% were exported under a BIS license. Worldwide, 0.4% were exported under a BIS license.
 - 1.9% were exported under a BIS license exception. Worldwide, 0.8% were exported under a BIS license exception.
- 25.9% were exported under No License Required with an ECCN; Worldwide, 10.0% were exported under NLR with an ECCN reported.
 - 0.004% were exported under NLR for 600-series .y subparagraph items. Worldwide, 0.02% were exported under NLR 600-series .y subparagraph items.
 - 0.0001% were exported under NLR for 0A501 .y subparagraph Firearms items; Worldwide, 0.001% were exported under NLR for 0A501 .y subparagraph Firearms items.

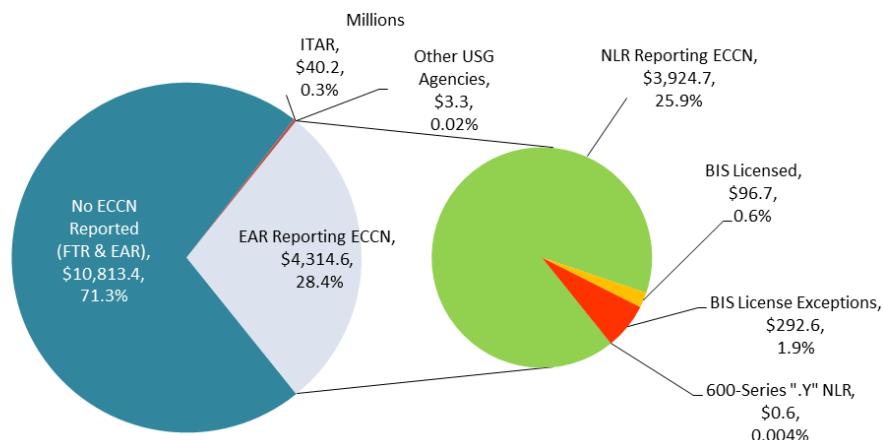
Malaysia		2019	2020	2021
	Department of State	\$34.6	\$50.5	\$40.2
	Other USG Agencies	\$2.3	\$1.9	\$3.3
	Department of Commerce	\$13,150.9	\$12,243.3	\$15,128.0
	BIS Licensed	\$42.9	\$54.8	\$96.7
	BIS License Exceptions	\$391.4	\$347.2	\$292.6
	NLR reporting an ECCN	\$3,198.1	\$2,803.8	\$3,924.7
	NLR not reporting an ECCN	\$9,517.8	\$9,037.1	\$10,813.4
	NLR 600-Series ".y" subparagraph	\$0.6	\$0.4	\$0.6
	NLR YFA ".y" subparagraph Firearms	\$0.0	\$0.003	\$0.01

Values in Millions of U.S. Dollars. Source: Automated Export System

February 15, 2022

Reasons for Control	Chemical and Biological Weapons			Nuclear Nonproliferation		National Security		Missile Tech	Regional Stability		Firearms Convention	Crime Control			Anti-Terrorism	
	CB:1	CB:2	CB:3	NP:1	NP:2	NS:1	NS:2	MT:1	RS:1	RS:2	FC:1	CC:1	CC:2	CC:3	AT:1	AT:2
Malaysia	X	X		X		X	X	X	X	X		X		X		

Primary Jurisdiction of U.S. Exports to Malaysia in 2021

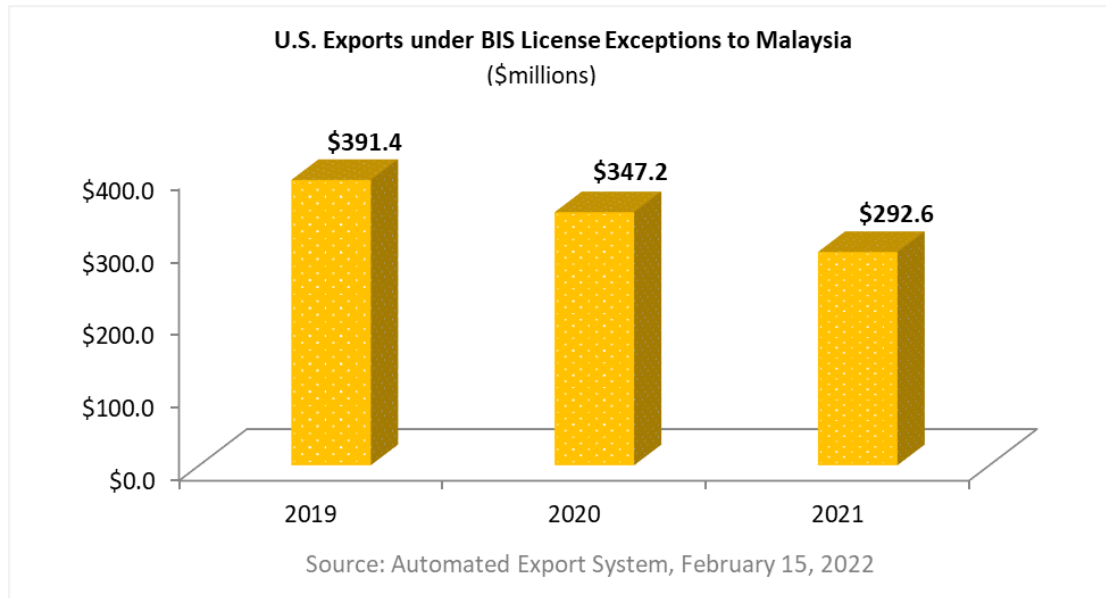


Values in Millions of U.S. Dollars. Source: Automated Export System February 15, 2022

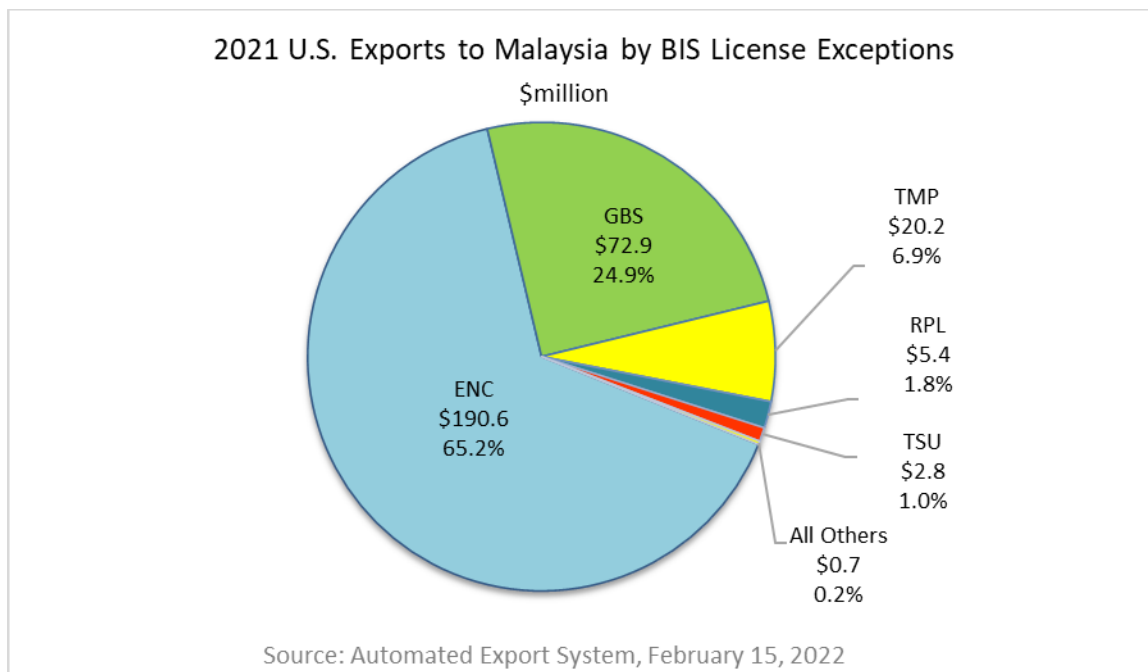


U.S. Exports to Malaysia subject to U.S. Government Export Control

In 2021, U.S. exports to Malaysia shipped under a BIS license exception totaled \$292.6 million, a 15.3% (\$54.6 million) decrease from 2020.



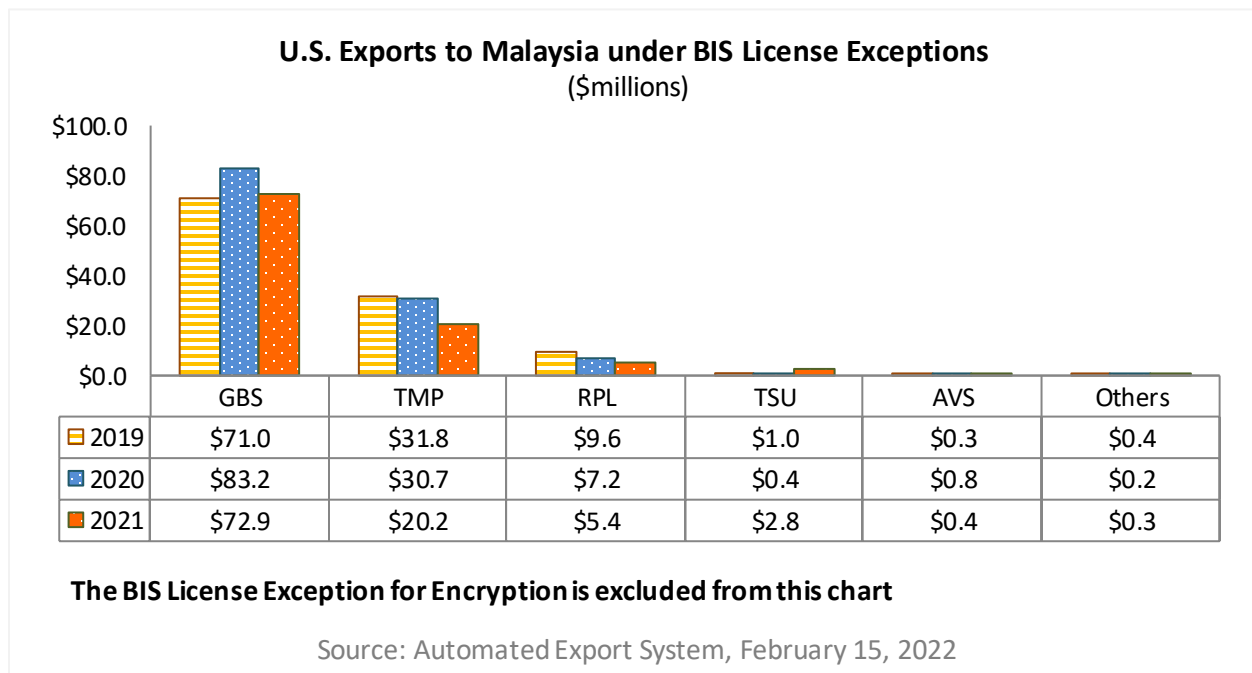
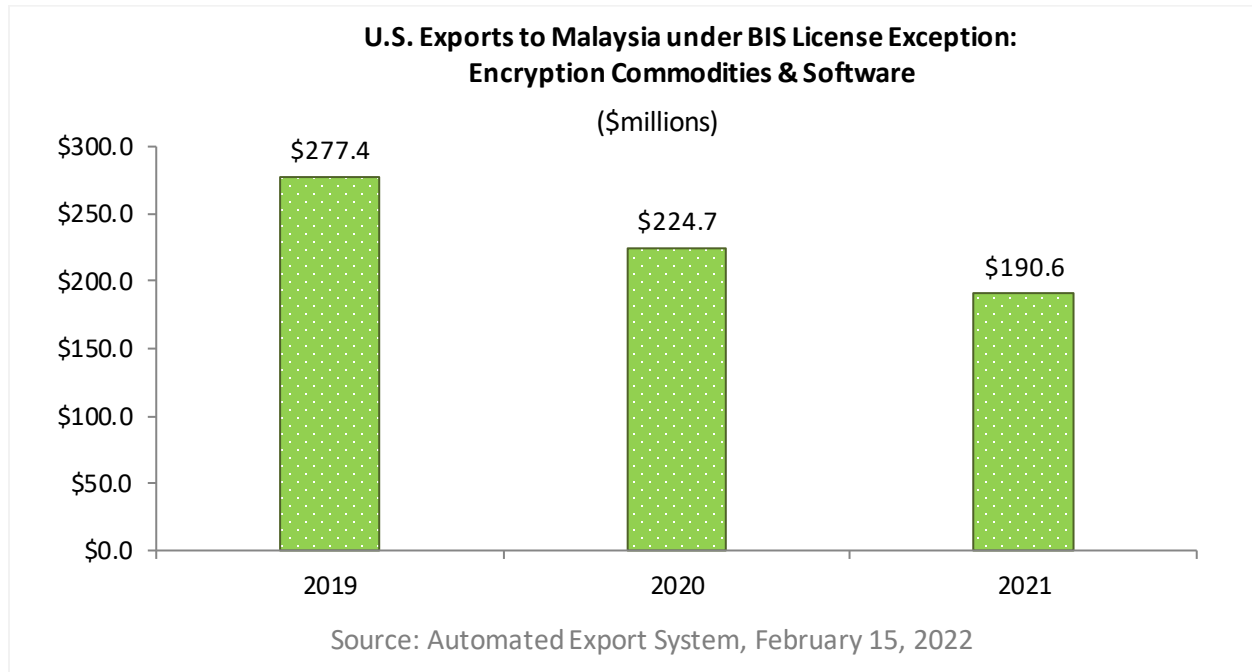
In 2021, the top license exception Encryption Commodities & Software (ENC) totaled \$190.6 million (65.2% of all license exceptions), followed by Shipments to Group B Countries (GBS) at \$72.9 million (24.9%); and Temporary Imports, Exports, & Re-Exports (TMP) at \$20.2 million (6.9%).





U.S. Exports to Malaysia subject to U.S. Government Export Control

In 2021, U.S. exports to Malaysia shipped under a BIS license exception: Encryption Commodities & Software totaled \$190.6 million, a 15.1% (\$34.0 million) decrease from 2020.





U.S. Exports to Malaysia by Top Ten Export Control Classification Numbers (ECCN)

Top Ten ECCNs by Value to Malaysia (\$millions)		
LICENSED	#1	3A001 Electronic items as follows (see List of Items Controlled).
	#2	9A610 Military Aircraft and Related Commodities, Other Than Those Enumerated
	#3	6A003 Cameras, Systems or Equipment, and "Components" Therefor, as Follows (
	#4	2B230 All types of "pressure transducers" capable of measuring absolute pres
	#5	2B201 Machine tools, and any combination thereof, other than those controlle
	#6	2B001 Machine tools and any combination thereof, for removing (or cutting) m
	#7	9A619 Military gas turbine engines and related commodities (see List of Item
	#8	3A002 General purpose "electronic assemblies," modules and equipment, as fol
	#9	7A103 Instrumentation, navigation equipment and systems, other than those co
	#10	2B006 Dimensional Inspection or Measuring Systems, Equipment, Position Feedb

Note: ECCN descriptions have been truncated: please review Commerce Control List for full description

Top Ten ECCNs by Value to Malaysia (\$millions)		
EXCEPTIONS	#1	5A002 "Information security" systems, equipment and "components," as follows
	#2	3A001 Electronic items as follows (see List of Items Controlled).
	#3	3A002 General purpose "electronic assemblies," modules and equipment, as fol
	#4	EAR99 Items subject to the EAR that are not elsewhere specified in this CCL
	#5	5B002 "Information Security" test, inspection and "production" equipment, as
	#6	9A610 Military Aircraft and Related Commodities, Other Than Those Enumerated
	#7	3B001 Equipment for the manufacturing of semiconductor devices or materials,
	#8	9A604 Commodities related to launch vehicles, missiles, and rockets (see Lis
	#9	1C006 Fluids and lubricating materials, as follows (see List of Items Contro
	#10	9A619 Military gas turbine engines and related commodities (see List of Item

Note: ECCN descriptions have been truncated: please review Commerce Control List for full description

Top Ten ECCNs by Value to Malaysia (\$millions)		
NLR with ECCN	#1	5A992 Equipment not controlled by 5A002 (see List of Items Controlled).
	#2	9A991 "Aircraft," n.e.s., and gas turbine engines not controlled by 9A001 or
	#3	5A991 Telecommunication equipment, not controlled by 5A001 (see List of Item
	#4	3A991 Electronic devices, and "components" not controlled by 3A001.
	#5	3B992 Equipment not controlled by 3B002 for the inspection or testing of ele
	#6	3B991 Equipment not controlled by 3B001 for the manufacture of electronic "p
	#7	4A994 Computers, "electronic assemblies" and related equipment not controlle
	#8	3A992 General purpose electronic equipment not controlled by 3A002.
	#9	7A994 Other navigation direction finding equipment, airborne communication e
	#10	5B991 Telecommunications test equipment, n.e.s.

Note: ECCN descriptions have been truncated: please review Commerce Control List for full description



U.S. Exports to Malaysia by Top Ten Export Control Classification Numbers (ECCN)

Top Ten ECCNs to Malaysia by Shipment Count		
LICENSED	#1	2B230 All types of “pressure transducers” capable of measuring absolute pres
	#2	3A001 Electronic items as follows (see List of Items Controlled).
	#3	9A610 Military Aircraft and Related Commodities, Other Than Those Enumerated
	#4	0A501 Firearms (except 0A502 shotguns) and related commodities as follows (s
	#5	2B350 Chemical manufacturing facilities and equipment, except valves control
	#6	7A103 Instrumentation, navigation equipment and systems, other than those co
	#7	3A611 Military electronics, as follows (see List of Items Controlled).
	#8	9A619 Military gas turbine engines and related commodities (see List of Item
	#9	1A985 Fingerprinting powders, dyes, and inks.
	#10	0A504 Optical sighting devices for firearms (including shotguns controlled b

Note: ECCN descriptions have been truncated: please review Commerce Control List for full description

Top Ten ECCNs to Malaysia by Shipment Count		
EXCEPTIONS	#1	5A002 “Information security” systems, equipment and “components,” as follows
	#2	3A001 Electronic items as follows (see List of Items Controlled).
	#3	3A002 General purpose “electronic assemblies,” modules and equipment, as fol
	#4	9A610 Military Aircraft and Related Commodities, Other Than Those Enumerated
	#5	5B002 “Information Security” test, inspection and “production” equipment, as
	#6	9A604 Commodities related to launch vehicles, missiles, and rockets (see Lis
	#7	3B001 Equipment for the manufacturing of semiconductor devices or materials,
	#8	EAR99 Items subject to the EAR that are not elsewhere specified in this CCL
	#9	2B998 Assemblies, circuit boards or inserts “specially designed” for machine
	#10	9A991 “Aircraft,” n.e.s., and gas turbine engines not controlled by 9A001 or

Note: ECCN descriptions have been truncated: please review Commerce Control List for full description

Top Ten ECCNs to Malaysia by Shipment Count		
NLR with ECCN	#1	9A991 “Aircraft,” n.e.s., and gas turbine engines not controlled by 9A001 or
	#2	5A991 Telecommunication equipment, not controlled by 5A001 (see List of Item
	#3	5A992 Equipment not controlled by 5A002 (see List of Items Controlled).
	#4	3A992 General purpose electronic equipment not controlled by 3A002.
	#5	3B992 Equipment not controlled by 3B002 for the inspection or testing of ele
	#6	3B991 Equipment not controlled by 3B001 for the manufacture of electronic “p
	#7	3A991 Electronic devices, and “components” not controlled by 3A001.
	#8	4A994 Computers, “electronic assemblies” and related equipment not controlle
	#9	7A994 Other navigation direction finding equipment, airborne communication e
	#10	2B999 Specific Processing Equipment, n.e.s., as Follows (See List of Items C

Note: ECCN descriptions have been truncated: please review Commerce Control List for full description

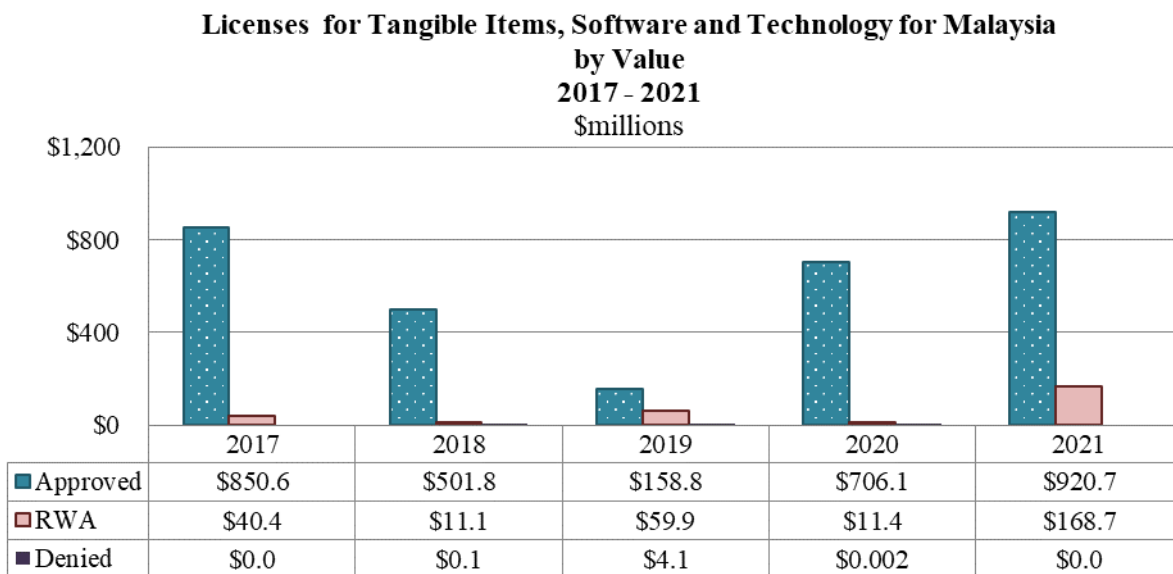
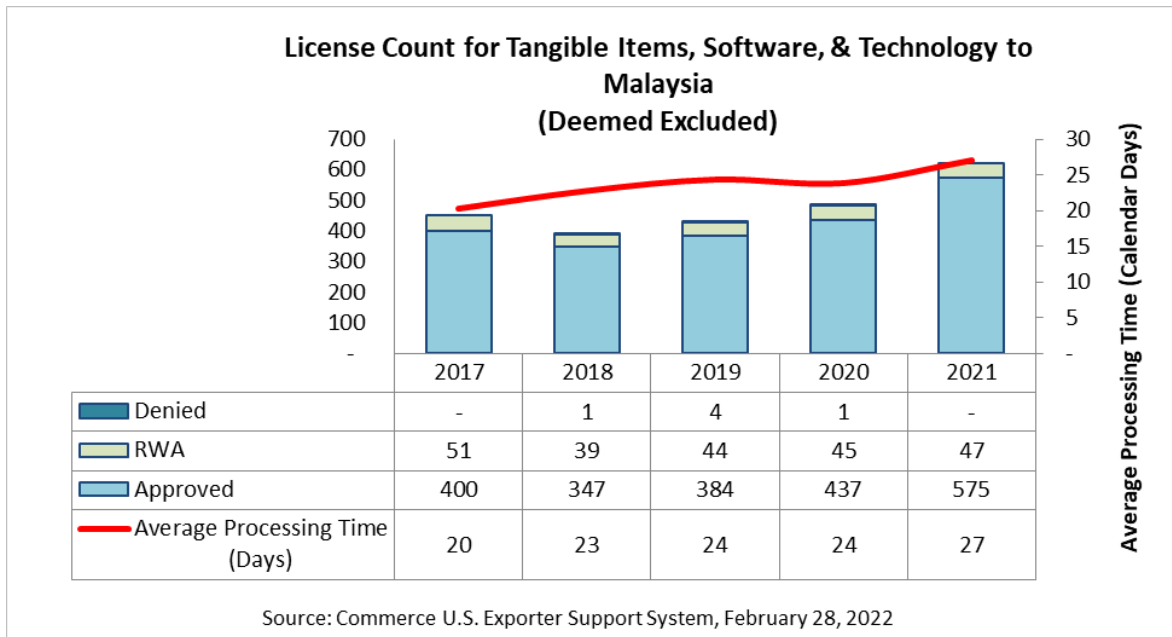


BIS License Determination Trends for Malaysia

III. BIS Licensing to Malaysia

In 2021, BIS reviewed 622 export/re-export applications (not including deemed export applications) valued at \$1.1 billion for Malaysia, out of a total of 39,901 applications worldwide for tangible items, software and technology valued at \$1.4 trillion. License applications for Malaysia counted 1.5% of the World total by license count.

– Approved applications for Malaysia totaled 575 (92.4% of the total applications) for \$920.7 million, compared to 34,369 (86.1%) approved applications for all destinations valued at \$322.8 billion.





BIS License Determination Trends for Malaysia

In 2021, BIS did not receive any applications for Deemed Exports from Malaysian nationals, out of 942 applications worldwide for deemed exports.

In the last five years, there were no denials for Deemed Export applications from Malaysian nationals.

Deemed Export Licenses for Nationals of Malaysia						
2017 - 2021						
Year	Approved	RWA	Denied	Malaysia Total	World Total	Malaysia Total/ World Total
2017	0	1	0	1	1,432	0.1%
2018	1	0	0	1	837	0.1%
2019	3	0	0	3	1,252	0.2%
2020	2	2	0	4	1,181	0.3%
2021	0	0	0	0	934	0.0%

Source: Commerce U.S. Exporter Support System, February 28, 2022

The top approved ECCNs (including deemed exports) for Malaysia by count include: **9A610** for Military aircraft and related commodities with 166 approvals; **2B350** for Chemical manufacturing facilities and equipment, except valves control with 55 approvals; and **3A001** Electronic items with 50 approvals.

Top Ten Approved (with deemed) ECCNs to Malaysia by Count				2017	2018	2019	2020	2021	% of World Total 2021
APPROVED	#1	9A610	Military Aircraft and Related Commodities, Other Than Those Enumerated	84	54	51	51	166	3.2%
	#2	2B350	Chemical manufacturing facilities and equipment, except valves control	87	49	67	71	55	2.5%
	#3	3A001	Electronic items as follows (see List of Items Controlled).	32	33	33	39	50	4.0%
	#4	9A619	Military gas turbine engines and related commodities (see List of Item	14	15	16	17	31	3.0%
	#5	3A002	General purpose "electronic assemblies," modules and equipment, as fol	14	14	25	28	28	25.2%
	#6	0A504	Optical sighting devices for firearms (including shotguns controlled b	-	-	-	8	25	1.8%
	#7	0A501	Firearms (except 0A502 shotguns) and related commodities as follows (s	-	-	-	24	23	0.4%
	#8	3A611	Military electronics, as follows (see List of Items Controlled).	11	8	4	12	20	0.9%
	#9	1C351	Human and animal pathogens and "toxins," as follows (see List of Items	2	6	12	16	17	1.6%
	#10	7A103	Instrumentation, navigation equipment and systems, other than those co	16	7	28	11	14	4.1%

Source: Commerce U.S. Exporter Support System, February 28, 2022

Note: ECCN Descriptions have been truncated; please review Commerce Control List for Full Description

In 2021, there were no denied license applications for Malaysia.

In 2021, the average processing time for Malaysia was 27 calendar days.



Summary of U.S. Exports to Malaysia

Summary of U.S. Exports to Malaysia Calendar Year 2021				
	CY2021	CY2020	% of Total Exports	Percentage Change from previous year
Total Exports	\$15,171,488,038	\$12,295,585,891		23.4%
Total Subject to ITAR	\$40,172,232	\$50,461,749	0.3%	-20.4%
Subject to Other Gov. Agencies	\$3,322,434	\$1,872,261	0.02%	77.5%
Detailed Summary of EAR-Controlled Exports				
AES License Type	Description	Value	Percentage of Total	Percentage Description
C30	Licenses	\$96,742,446	99.3%	
VDC	Voluntary Disclosure	\$719,350	0.7%	
Total of Licensed		\$97,461,796	0.6%	Total Licensed/Total Exports
C35	LVS	\$60,882	0.02%	
C36	GBS	\$72,903,279	24.9%	
C40	TMP	\$20,174,610	6.9%	
C41	RPL	\$5,391,112	1.8%	
C42	GOV	\$12,730	0.004%	
C44	TSU	\$2,819,469	1.0%	
C46	AVS	\$390,430	0.1%	
C50	ENC	\$190,638,262	65.2%	
C53	APP	\$203,382	0.07%	
Total of License Exceptions		\$292,594,156	1.9%	Total License Exceptions/Total Exports
			75.0%	Total License Exceptions/Total Subject to License Requirement
Total subject to license requirement (Licensed and License Exceptions)		\$390,055,952	2.6%	Total Subject to License Requirement/Total Exports
C33	NLR reporting an ECCN	\$3,924,656,991	25.9%	NLR reporting an ECCN/ Total Exports
C60	NLR for 600-Series ".y" subparagraph	\$631,286	0.004%	NLR for 600-Series ".y" subparagraph/ Total Exports
C63	NLR for 0A501 .y subparagraph Firearms	\$14,593	0.0001%	NLR for 0A501 .y subparagraph firearms/ Total Exports
Total of NLR		\$3,925,302,870	25.9%	Total NLR with an ECCN/ Total Exports
Exports not reporting an ECCN		\$10,812,634,550	71.3%	
Source: U.S. Census Bureau, Foreign Trade Division and Automated Export System				