



U.S. Trade with United Kingdom

Summary

In 2019, U.S. exports to the United Kingdom totaled \$69.2 billion, a 4.3% (\$2.8 billion) increase from 2018; U.S. imports from the United Kingdom totaled \$63.2 billion, a 4.0% (\$2.4 billion) increase; and the trade surplus was \$6.0 billion, a 8.0% (\$440.0 million) increase.

In 2019, 4.2% of total U.S. exports were shipped to the United Kingdom while 2.5% of total U.S. Imports were delivered from the United Kingdom. In 2019, the level of U.S. exports to, and the level of U.S. imports from the United Kingdom is currently above the five-year average level by value. In the last four years, the U.S. keeps a trade surplus with the United Kingdom.

In 2019, of the \$69.2 billion in U.S. exports to the United Kingdom, the top commodity sectors were Stone, Glass and Semiprecious Metals (20.4%), Transportation Equipment (18.3%) and Machinery and Mechanical Appliances (15.6%).

In 2019, the U.S. exported \$14.1 million worth of Stone, Glass and Semiprecious Metals to U.K., representing 19.8% of the total U.S. exports to the World of those commodities; and the U.S exports of \$3.2 million worth of Art & Antiques items to U.K., represented 25.0% of the total U.S. exports to the World of those commodities.

In 2019, of the \$63.2 billion in U.S. imports from the United Kingdom, the top commodity sectors were Transportation Equipment (21.8%), Machinery and Mechanical Appliances (21.3%) and Chemicals, Plastics, Leather products (17.1%).

In 2019, the U.S. imported \$1.9 million worth of Art & Antiques items from U.K., representing 16.6% of the total U.S. imports of those commodities; and the U.S. imports of \$309.5 million worth of Arms & Ammunition, represented 11.0% of total U.S. imports of those commodities.

In 2019, the top ECCNs of U.S. licensed exports to U.K. are 9A610 for military aircrafts and related commodities; 9A619 for military gas turbine engines and related commodities; and 9A604 for commodities related to launch vehicles, missiles, and rockets.

In 2019, BIS reviewed 1,884 export/re-export applications (not including deemed export applications) valued at \$4.5 billion for the United Kingdom, out of a total of 32,993 applications worldwide for tangible items, software and technology valued at \$512.6 billion.

– Approved applications for the United Kingdom totaled 1,688 (89.5% of the total applications) for \$4.3 billion, compared to the 28,223 (85.5%) approved for all destinations valued at \$123.0 billion.

In 2019, BIS reviewed 32 deemed export applications from the British Nationals, out of 1,320 applications worldwide for deemed exports.

– Approved applications for British nationals totaled 25 (78.1% of the total applications), compared to the 1,124 (85.2%) approved for all destinations.

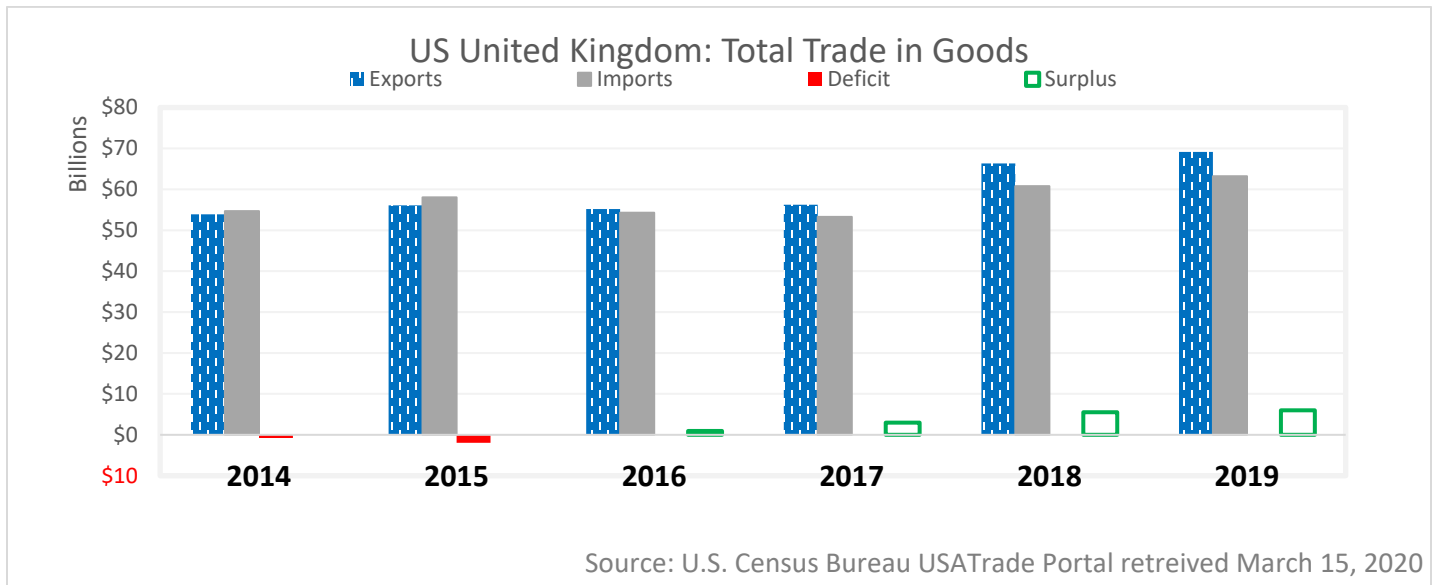
In 2019, top ECCNs of approved licenses are 9A610 for military aircrafts and related commodities; 3A611 for military electronics and 9E610 for technology "required" for the "development," "production," operation, installation, maintenance, repair, overhaul, or refurbishing of military aircraft and related commodities controlled by 9A610, equipment controlled by 9B610, materials controlled by 9C610 or software controlled by 9D610.



U.S. Trade with United Kingdom

I. Total U.S. Trade in goods with the United Kingdom

In 2019, U.S. exports to the United Kingdom totaled \$69.2 billion, a 4.3% (\$2.8 billion) increase from 2018; U.S. imports from the United Kingdom totaled \$63.2 billion, a 4.0% (\$2.4 billion) increase; and the trade surplus was \$6.0 billion, a 8.0% (\$440.0 million) increase.



In 2019, **4.2%** of total **U.S. exports** were shipped to the United Kingdom while **2.5%** of total **U.S. Imports** were delivered from the United Kingdom. In 2019, the level of U.S. exports to, and the level of U.S. imports from the United Kingdom is currently above the five-year average level by value. In the last three years, the U.S. keeps a trade surplus with the United Kingdom.

	2014	2015	2016	2017	2018	2019	2014-2018 Average
EXPORTS	\$53,913.2	\$56,094.7	\$55,197.5	\$56,256.7	\$66,312.7	\$69,156.5	\$57,555.0
Δvalue	--	\$2,181.5	-\$897.2	\$1,059.2	\$10,056.0	\$2,843.8	
Δpct	--	4.0%	-1.6%	1.9%	17.9%	4.3%	
IMPORTS	\$54,689.5	\$58,057.1	\$54,266.4	\$53,281.6	\$60,783.1	\$63,187.0	\$56,215.5
Δvalue	--	\$3,367.6	-\$3,790.7	-\$984.8	\$7,501.5	\$2,403.9	
Δpct	--	6.2%	-6.5%	-1.8%	14.1%	4.0%	
BALANCE	(\$776.3)	(\$1,962.4)	\$931.1	\$2,975.1	\$5,529.6	\$5,969.5	\$1,339.4
Δvalue	--	(\$1,186.1)	\$2,893.5	\$2,044.0	\$2,554.5	\$439.8	
Δpct	--	152.8%	-147.4%	219.5%	85.9%	8.0%	

Values in Millions of U.S. Dollars. Source: U.S. Census Bureau USATrade Portal March 15, 2020



U.S. Trade with United Kingdom

In 2019, of the \$69.2 billion in U.S. exports to the United Kingdom, the top commodity sectors were Stone, Glass and Semiprecious Metals (20.4%), Transportation Equipment (18.3%) and Machinery and Mechanical Appliances (15.6%).

In 2019, of the \$63.2 billion in U.S. imports from the United Kingdom, the top commodity sectors were Transportation Equipment (21.8%), Machinery and Mechanical Appliances (21.3%) and Chemicals, Plastics, Leather products (17.1%).

Imports from United Kingdom by Sector	United Kingdom Commodity Trade 2019	US exports to United Kingdom by Sector
\$63,187,031,334	Total Value All Commodities	\$69,156,507,757
4.7%	Agriculture (Chapters 01-24)	2.6%
6.3%	Minerals (Chapters 25-27)	11.1%
17.1%	Chemicals, Plastics, Leather (Chapters 28-43)	11.2%
1.1%	Wood Products (Chapters 44-49)	2.7%
0.7%	Textiles and Footwear (Chapters 50-67)	0.9%
2.2%	Stone, Glass, & Semiprecious Metals (Chapters 68-71)	20.4%
3.0%	Base metals (Chapters 72-83)	2.7%
21.3%	Machinery (Chapters 84-85)	15.6%
21.8%	Transportation (Chapters 86-89)	18.3%
5.3%	Optical, Measuring, Medical or Other Instruments (Chapters 90-92)	4.2%
0.5%	Arms & Ammunition (Chapter 93)	0.2%
1.5%	Miscellaneous Manufactured Items (Chapters 94-96)	1.0%
3.1%	Art & Antiques (Chapter 97)	4.7%
11.4%	Special Items (Chapters 98-99** Imports only 99)	4.5%

Source: U.S. Census Bureau USATrade Portal retrieved February 10, 2018

Exports

In 2019, the U.S. exported \$14.1 million worth of Stone, Glass and Semiprecious Metals to U.K., representing 19.8% of the total U.S. exports to the World of those commodities; and the U.S exports of \$3.2 million worth of Art & Antiques items to U.K., represented 25.0% of the total U.S. exports to the World of those commodities.

Imports

In 2019, the U.S. imported \$1.9 million worth of Art & Antiques items from U.K., representing 16.6% of the total U.S. imports of those commodities; and the U.S. imports of \$309.5 million worth of Arms & Ammunition, represented 11.0% of total U.S. imports of those commodities.



U.S. Exports to The United Kingdom

II. Exports to the United Kingdom subject to US Government Filing Requirements

In 2019, of the \$69.2 billion in U.S. exports to the United Kingdom:

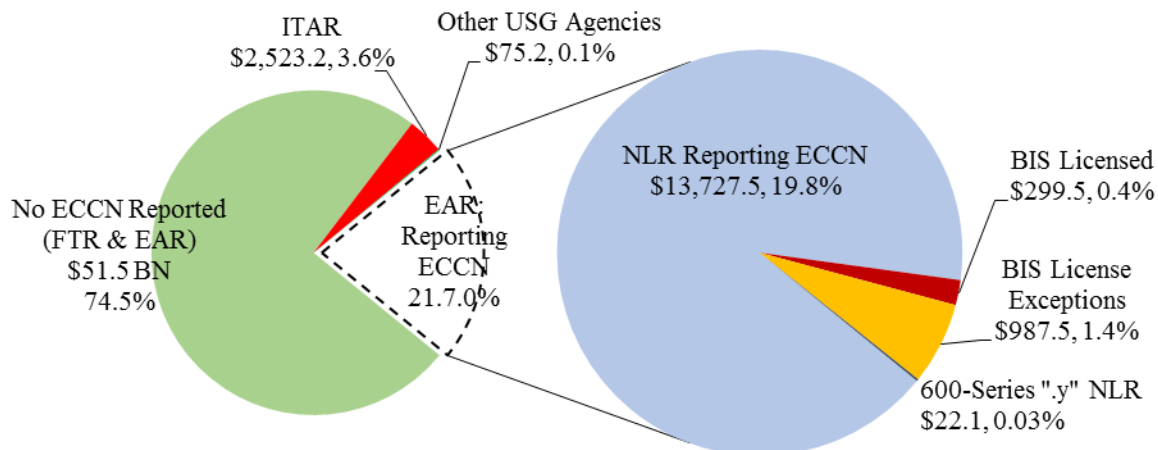
- 1.9% were subject to a BIS license requirement;
 - 0.4% were exported under a BIS license; Worldwide, 0.4% were exported under a BIS license.
- 1.4% were exported under a BIS license exception; Worldwide, 1.0% were exported under a BIS license exception.
- 19.9% were exported under No License Required with an ECCN; Worldwide, 12.1% were exported under No License Required with an ECCN.
- 0.03% were exported under NLR for .y 600-series items; Worldwide, 0.02% were exported under NLR for .y 600-series items.

United Kingdom		2017	2018	2019
	Department of State	\$2,487.1	\$2,535.5	\$2,523.2
	Other USG Agencies	\$82.1	\$75.5	\$75.2
	Department of Commerce	\$53,687.5	\$63,701.7	\$66,558.1
	BIS Licensed	\$325.1	\$540.0	\$299.5
	BIS License Exceptions	\$1,258.9	\$1,001.6	\$987.5
	NLR reporting an ECCN	\$12,137.9	\$15,395.7	\$13,727.5
	NLR not reporting an ECCN	\$39,943.6	\$46,744.2	\$51,521.5
	600-Series ".Y" Paragraph NLR	\$22.1	\$20.3	\$22.1

Values in Millions of U.S. Dollars. Source: Automated Export System April 1, 2020

Reasons for Control	Chemical and Biological Weapons			Nuclear Nonproliferation		National Security		Missile Tech	Regional Stability		Firearms Convention	Crime Control			Anti-Terrorism	
	CB:1	CB:2	CB:3	NP:1	NP:2	NS:1	NS:2	MT:1	RS:1	RS:2	FC:1	CC:1	CC:2	CC:3	AT:1	AT:2
United Kingdom	X					X		X	X							

2019 U.S. Exports to United Kingdom by Regulatory Authority
\$million

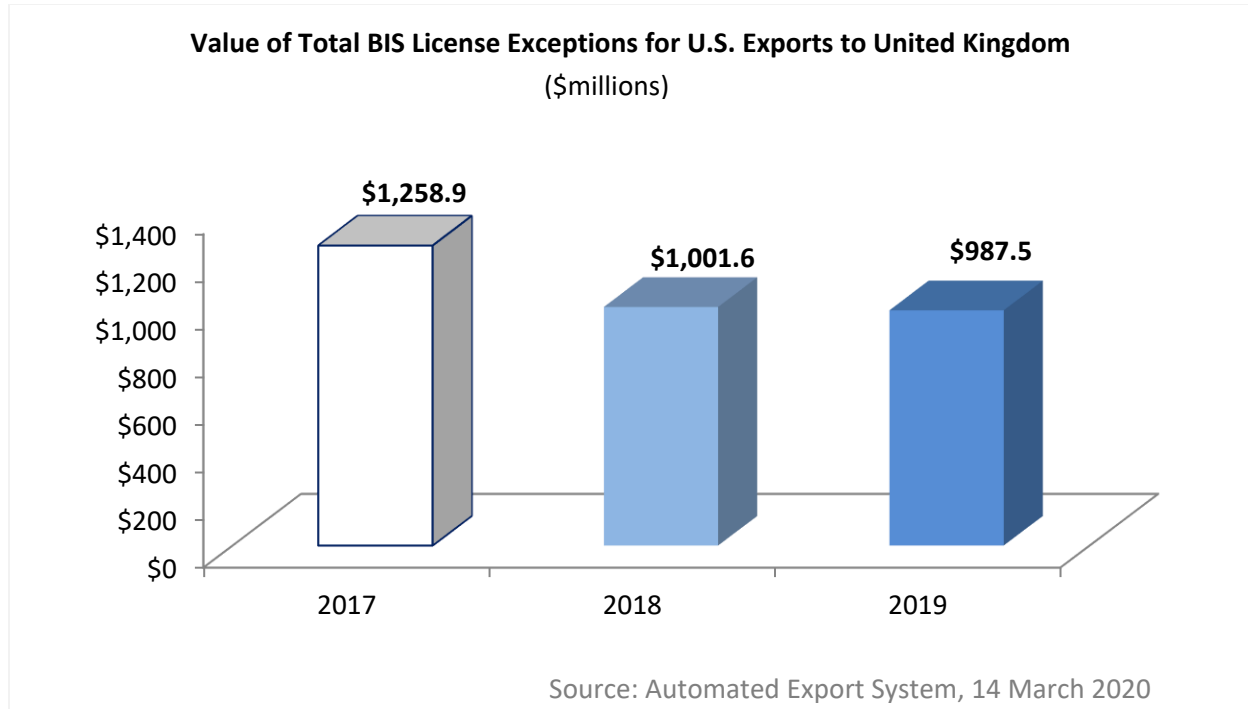


Source: Automated Export System, March 14, 2020




U.S. Exports to The United Kingdom

In 2019, U.S. exports to the United Kingdom shipped under a BIS license exception totaled \$1.0 billion, a 1.4% (\$14.1 million) decrease from 2018.



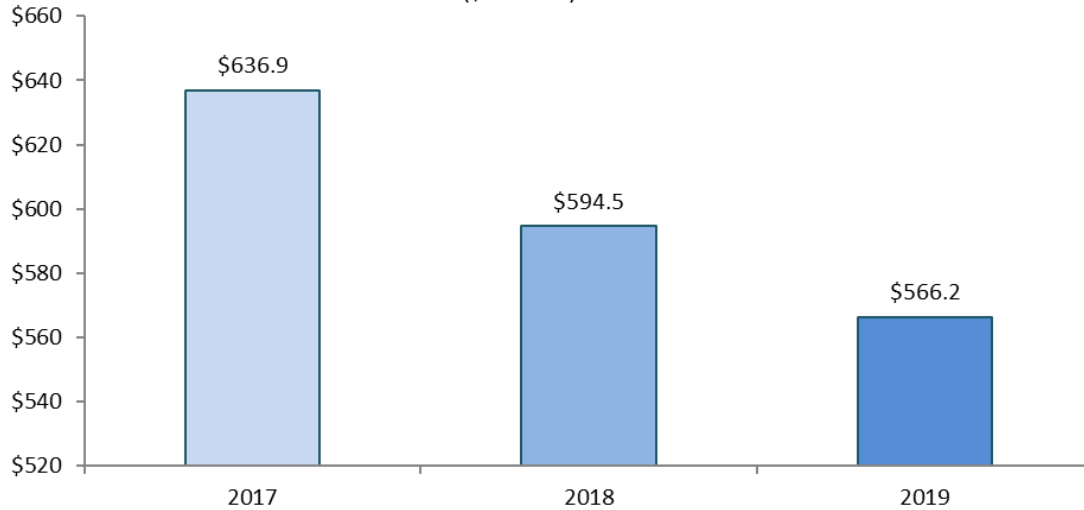
In 2019, the top license exception Encryption commodities, Software and Technology (ENC) totaled \$566.2 million (57.3% of all license exceptions).





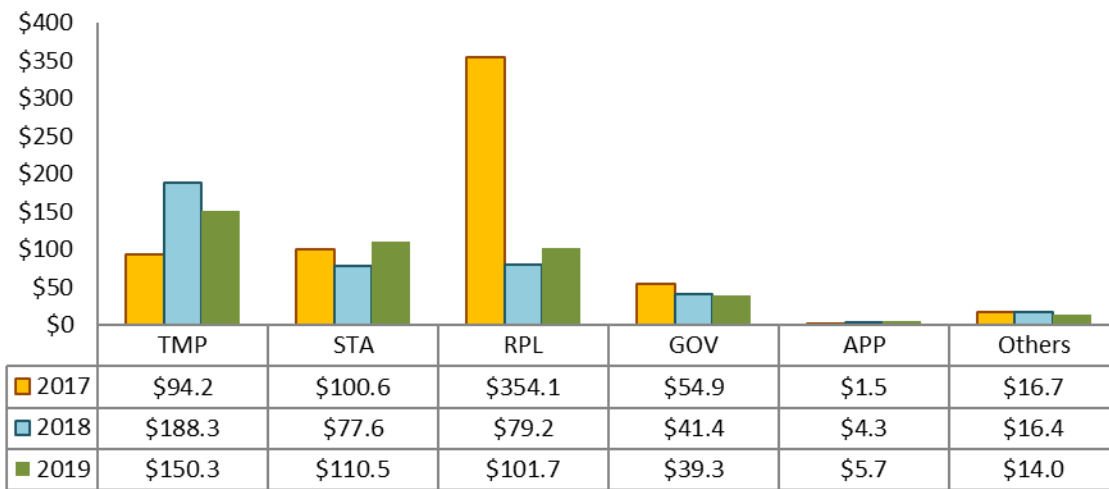
U.S. Exports to The United Kingdom

U.S. Exports to United Kingdom under BIS License Exception: Encryption Commodities & Software
(\$millions)



Values in Millions of U.S. Dollars. Source: Automated Export System, 14 March 2020

U.S. Exports to United Kingdom under BIS License Exceptions
(\$millions)



NOTE: The BIS License Exception for Encryption is excluded from this chart

Values in Millions of U.S. Dollars. Source: Automated Export System, 14 March 2020



U.S. Exports to The United Kingdom by Top Ten Export Control Classification Numbers (ECCN)

LICENSED	Top Ten ECCNs by Value to United Kingdom (\$millions)		
	#1	9A610	Military Aircraft and Related Commodities
	#2	9A619	Military Gas Turbine Engines and Related Commodities
	#3	9A604	Commodities Related to Launch Vehicles, Missiles, Rockets, torpedoes, ...
	#4	3A611	Military Electronics
	#5	7A003	Inertial Navigation Systems (Gimballed/Strapdown)
	#6	3A101	Electronic Equip./Devices Not Controlled By 3A001
	#7	0A985	Discharge Type Arms and devices to administer electric shock
	#8	7A611	Navigation and Avionics equipment and systems, and "parts,"
	#9	0A606	Ground Vehicles and Related Commodities
	#10	7A103	Instrumentation, Navigation Equip./Systems Not

EXCEPTIONS	Top Ten ECCNs by Value to United Kingdom (\$millions)		
	#1	5A002	Systems/Equip./Integrated Circuits for Info Sec
	#2	9A610	Military Aircraft and Related Commodities
	#3	Blank	No ECCN is required for License Exceptions TMP*
	#4	9A619	Military Gas Turbine Engines and Related Commodities
	#5	3A611	Military Electronics
	#6	EAR99	Items subject to the EAR that are not elsewhere controlled
	#7	9A515	Spacecraft and Related Commodities
	#8	6A003	Cameras
	#9	9A991	Aircraft N.E.S. and Gas Turbine Engines not Controlled by 9A001 or 9A101...
	#10	1A613	Armored and Protective Equip., Constructions, and Components

NLR with ECCN	Top Ten ECCNs by Value to United Kingdom (\$millions)		
	#1	EAR99	Items subject to the EAR that are not elsewhere controlled
	#2	9A991	Aircraft N.E.S. and Gas Turbine Engines not Controlled by 9A001 or 9A101...
	#3	7A994	Other Navigation Direction Finding Equip. ... Not Controlled under 7A003
	#4	5A992	Equipment not controlled by 5A002
	#5	5A991	Telecommunication Equip. Not Controlled by 5A001
	#6	4A994	Computers Not Controlled By 4A001 or 4A003
	#7	1C202	Alloys other than those controlled by 1C002.b.3 or 1C002.b.4 as follows ...
	#8	9A010	"Specially Designed" "Parts," "Components," Systems and Structures, fo...
	#9	9A990	Diesel Engines, N.E.S., and Tractors and "Specially Designed" "Parts" ...
	#10	3A999	Specific Processing Equip., N.E.S.

Source: Automated Export System, March 14, 2020

Note: ECCN Descriptions have been truncated: please review Commerce Control List for full description



U.S. Exports to The United Kingdom by Top Ten Export Control Classification Numbers (ECCN)

LICENSED	Top Ten ECCNs to United Kingdom by Shipment Count	
	#1	9A610 Military Aircraft and Related Commodities
	#2	0A606 Ground Vehicles and Related Commodities
	#3	9A619 Military Gas Turbine Engines and Related Commodities
	#4	3A611 Military Electronics
	#5	9A604 Commodities Related to Launch Vehicles, Missiles, Rockets, torpedoes, ...
	#6	7A611 Navigation and Avionics equipment and systems, and "parts,"
	#7	7A103 Instrumentation, Navigation Equip./Systems Not
	#8	7A002 Gyros and Angular Rate Sensors, ...
	#9	9B610 Test, Inspection, and Production Equip. and Related Commodities Specia...
	#10	7A003 Inertial Navigation Systems (Gimballed/Strapdown)

EXCEPTIONS	Top Ten ECCNs to United Kingdom by Shipment Count	
	#1	5A002 Systems/Equip./Integrated Circuits for Info Sec
	#2	9A610 Military Aircraft and Related Commodities
	#3	3A611 Military Electronics
	#4	EAR99 Items subject to the EAR that are not elsewhere controlled
	#5	9A991 Aircraft N.E.S. and Gas Turbine Engines not Controlled by 9A001 or 9A101...
	#6	9A619 Military Gas Turbine Engines and Related Commodities
	#7	4A003 "Digital Computers," "Electronic assemblies" and Related Equip. thereof...
	#8	7A103 Instrumentation, Navigation Equip./Systems Not
	#9	7A611 Navigation and Avionics equipment and systems, and "parts,"
	#10	6A003 Cameras

NLR with ECCN	Top Ten ECCNs to United Kingdom by Shipment Count	
	#1	EAR99 Items subject to the EAR that are not elsewhere controlled
	#2	9A991 Aircraft N.E.S. and Gas Turbine Engines not Controlled by 9A001 or 9A101...
	#3	7A994 Other Navigation Direction Finding Equip. ... Not Controlled under 7A003
	#4	5A992 Equipment not controlled by 5A002
	#5	5A991 Telecommunication Equip. Not Controlled by 5A001
	#6	4A994 Computers Not Controlled By 4A001 or 4A003
	#7	2B999 Specific Processing Equip., N.E.S.
	#8	3A992 General Purpose Electronic Equip. Note Controlled by 3A002
	#9	3A991 Electronic Devices and "Components" not controlled by 3A001
	#10	3A999 Specific Processing Equip., N.E.S.

Source: Automated Export System, March 14, 2020

Note: ECCN Descriptions have been truncated: please review Commerce Control List for full description

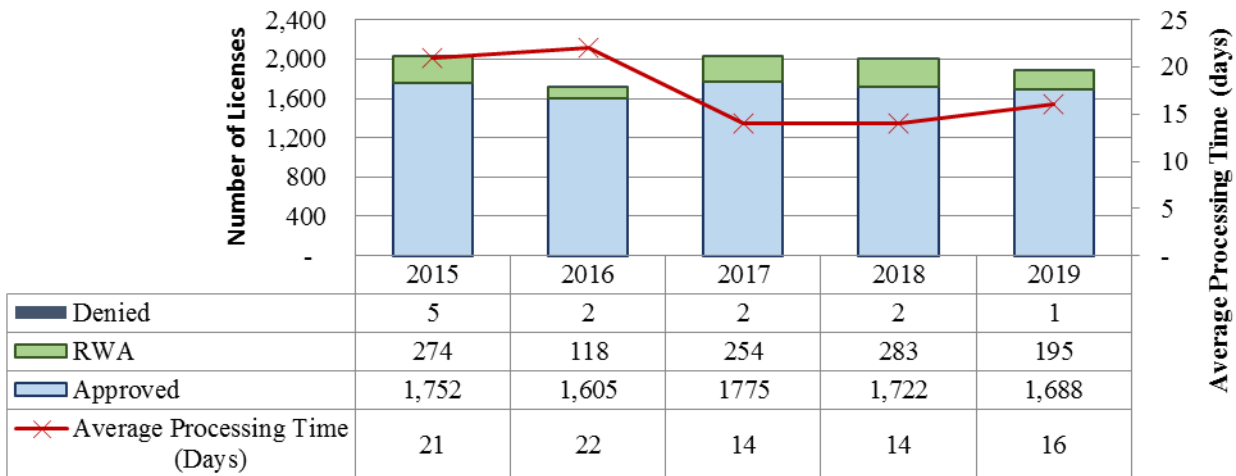


III. BIS Licensing to the United Kingdom

In 2019, BIS reviewed 1,884 export/re-export applications (not including deemed export applications) valued at \$4.5 billion for the United Kingdom, out of a total of 32,993 applications worldwide for tangible items, software and technology valued at \$158.8 billion.

– Approved applications for the United Kingdom totaled 1,688 (89.5% of the total applications) for \$4.3 billion, compared to the 28,223 (85.5%) approved for all destinations valued at \$123.0 billion.

**Licenses for Tangible Items, Software and Technology for United Kingdom
by Count
(Excluding Deemed Export)
2015 - 2019**



Source: Commerce U.S. Exports Exporter's Support System: July 10, 2020

In 2019, BIS reviewed 32 deemed export applications from the British Nationals, out of 1,320 applications worldwide for deemed exports.

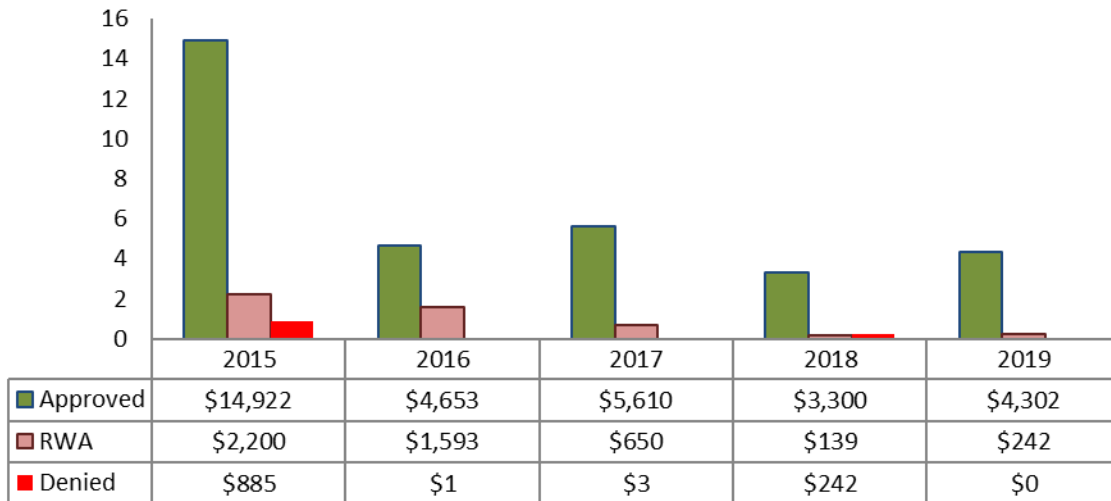
– Approved applications for British nationals totaled 25 (78.1% of the total applications), compared to the 1,124 (85.2%) approved for all destinations.

Deemed Export Licenses for British Nationals			
	Approved	RWA	Denied
2015	24	3	0
2016	28	5	0
2017	25	4	0
2018	20	7	0
2019	25	7	0
Source: Commerce U.S. Exports Exporter Support System, retrieved May 15, 2020			



BIS License Determination Trends for The United Kingdom

Licenses for Tangible Items, Software, & Technology to United Kingdom
(\$millions)



Source: Commerce U.S. Exports Exporter Support System May 15, 2020

Top Ten Approved (with deemed) ECCNs to United Kingdom by Count					2015	2016	2017	2018	2019	% of World Total 2019
APPROVED	#1	9A610 Military Aircraft and Related Commodities	678		580		609	607	592	11.7%
	#2	3A611 Military Electronics	233		257		272	255	210	9.2%
	#3	9E610 Technology Required for the Development, Productio...	228		166		190	192	193	14.7%
	#4	9A619 Military Gas Turbine Engines and Related Commoditi...	107		89		95	148	119	10.7%
	#5	9E619 Technology for Commodities controlled by 9A619, ...	94		71		57	76	73	17.0%
	#6	3A001 Electronic Components	42		38		52	90	72	6.5%
	#7	7A103 Instrumentation, Navigation Equip./Systems Not	40		45		78	65	61	14.2%
	#8	7A611 Navigation and Avionics equipment and systems, and...	0		0		63	63	59	15.4%
	#9	9A604 Commodities Related to Launch Vehicles, Missiles, ...	41		36		55	40	55	13.6%
	#10	0A606 Ground Vehicles and Related Commodities	61		50		64	60	54	6.7%

Source: Commerce U.S. Exports Exporter Support System 20 March 2020

Note: ECCN Descriptions have been truncated; please review Commerce Control List for full description

2019 Denied ECCN for United Kingdom (including Deemed Export)					2019	% of World Total 2019
#1	3A001 Electronic Components				1	2.0%

Source: Commerce U.S. Exports Exporter Support System May 15, 2020

Note: ECCN description have been truncated, please review Commerce Control List for full description



Summary of U.S. Exports to The United Kingdom

Summary of U.S. Exports to United Kingdom Calendar Year 2019				
	CY2019	CY2018	% of Total Exports	Percentage Change from previous year
Total Exports	\$69,156,507,757	\$66,312,722,641		4.3%
Subject to ITAR	\$2,523,178,018	\$2,535,448,206	3.6%	-0.5%
Subject to Other Gov. Agencies	\$75,189,549	\$75,459,933	0.1%	-0.4%
Detailed Summary of EAR-Controlled Exports				
AES License Type	Description	Value	Percentage of Total	Percentage Description
C30	Licenses	\$299,530,887	100.0%	
C31				
VDC	Voluntary Disclosure	\$78		
Total of Licensed		\$299,530,965	0.4%	total licensed/total exports
C35	LVS	\$1,933,352	0.2%	
C36	GBS	\$3,952,804	0.4%	
C38	TSR	\$5,280	0.001%	
C40	TMP	\$150,334,201	15.2%	
C41	RPL	\$101,665,171	10.3%	
C42	GOV	\$39,262,209	4.0%	
C43	GFT	\$174,801	0.02%	
C44	TSU	\$4,407,211	0.4%	
C46	AVS	\$3,509,439	0.4%	
C50	ENC	\$566,165,885	57.3%	
C53	APP	\$5,652,486	0.6%	
C59	STA	\$110,483,983	11.2%	
Total of License Exceptions		\$987,546,822	1.4%	total license exceptions/total exports
			76.7%	total license exceptions/total subject to license requirement
Total subject to license requirement (Licensed and License Exceptions)		\$1,287,077,787	1.9%	total subject to license requirement/total exports
C33	NLR with an ECCN	\$13,727,508,431	19.85%	NLR with an ECCN/total exports
C60	NLR for .y subparagraph 600-series	\$22,076,274	0.03%	NLR for .y subparagraph 600-series/total exports
Total of NLR		\$13,749,584,705	19.9%	total NLR with an ECCN/total export
Exports not reporting an ECCN		\$51,521,477,698	74.5%	
Source: U.S. Census Bureau, Foreign Trade Division and Automated Export System				