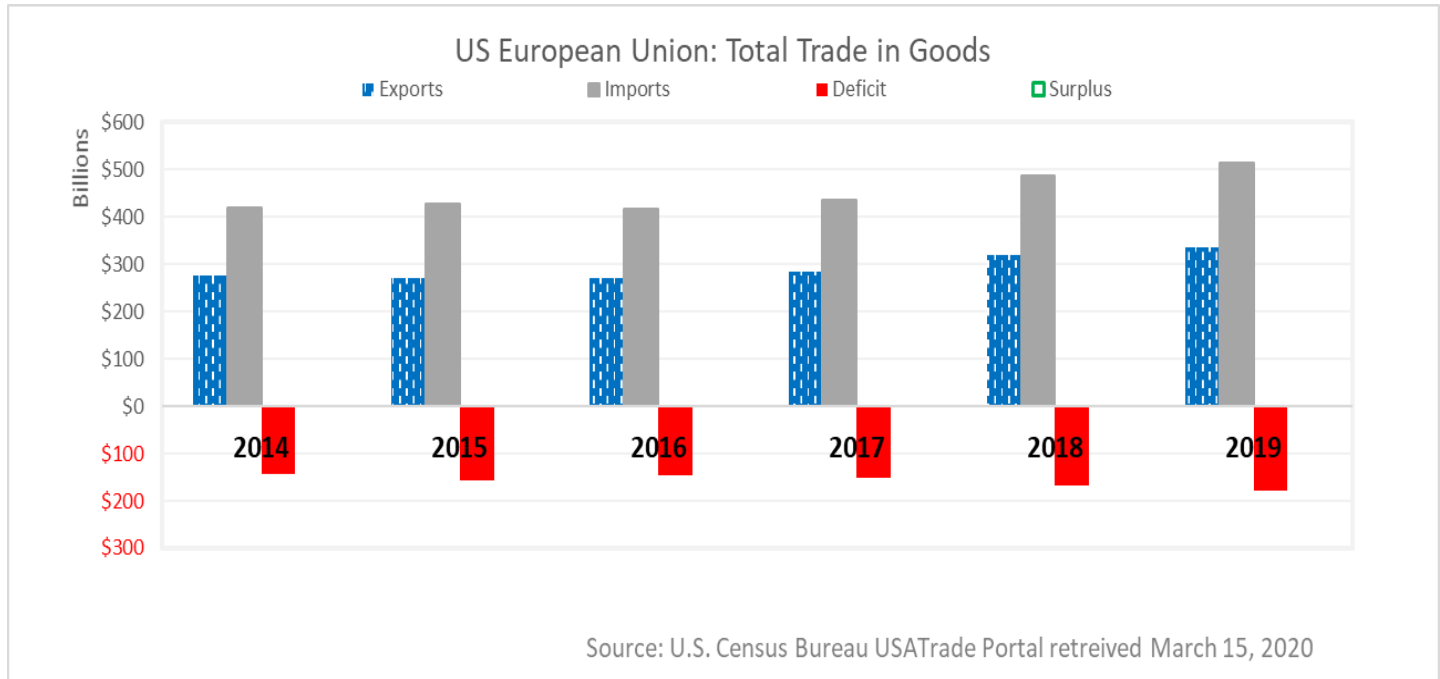




U.S. Trade with European Union

I. Total U.S. Trade in goods with European Union

In 2019, U.S. exports to European Union totaled \$337.0 billion, a 5.9% (\$18.6 billion) increase from 2018; U.S. imports from European Union totaled \$514.9 billion, a 5.7% (\$27.8 billion) increase; and the trade deficit was \$177.9 billion, a 5.5% (\$9.2 billion) increase.



In 2019, 20.5% of total U.S. exports were shipped to European Union while 20.6% of total U.S. Imports were delivered from European Union during the same period. In 2019, both the level of U.S. exports to European Union, and U.S. import from European Union are above the prior five-year average level by value not adjusted for inflation. The U.S. trade balance with European Union is negative.

	2014	2015	2016	2017	2018	2019	2014-2018 Average
EXPORTS	\$276,274.4	\$271,911.2	\$269,650.1	\$283,256.5	\$318,376.3	\$337,019.9	\$283,893.7
Δvalue	--	-\$4,363.2	-\$2,261.0	\$13,606.3	\$35,119.8	\$18,643.7	
Δpct	--	-1.6%	-0.8%	5.0%	12.4%	5.9%	
IMPORTS	\$420,608.8	\$427,810.3	\$416,331.4	\$434,901.9	\$487,036.7	\$514,886.1	\$437,337.8
Δvalue	--	\$7,201.4	-\$11,478.8	\$18,570.5	\$52,134.8	\$27,849.5	
Δpct	--	1.7%	-2.7%	4.5%	12.0%	5.7%	
BALANCE	(\$144,334.4)	(\$155,899.1)	(\$146,681.3)	(\$151,645.4)	(\$168,660.4)	(\$177,866.2)	(\$153,444.1)
Δvalue	--	(\$11,564.7)	\$9,217.8	(\$4,964.1)	(\$17,015.0)	(\$9,205.8)	
Δpct	--	8.0%	-5.9%	3.4%	11.2%	5.5%	

Values in Millions of U.S. Dollars. Source: U.S. Census Bureau USATrade Portal March 15, 2020



U.S. Trade with European Union

In 2019, of the \$337.0 billion in U.S. exports to European Union, the top commodity sectors were Chemicals, Plastics and Leather products (20.5%), Transportation Equipment (20.0%), and Machinery and Mechanical Appliances (17.0%).

In 2019, of the \$514.9 billion in U.S. imports from European Union, the top commodity sectors were Chemicals, Plastics and Leather products (28.3%), Machinery and Mechanical Appliances (22.2%), and Transportation Equipment (14.0%).

Imports from European Union by Sector	European Union Commodity Trade 2019	US exports to European Union by Sector
\$514,886,140,108	Total Value All Commodities	\$337,019,931,524
5.5%	Agriculture (Chapters 01-24)	3.8%
3.3%	Minerals (Chapters 25-27)	11.5%
28.3%	Chemicals, Plastics, Leather (Chapters 28-43)	20.5%
1.2%	Wood Products (Chapters 44-49)	1.6%
1.6%	Textiles and Footwear (Chapters 50-67)	0.8%
2.6%	Stone, Glass, & Semiprecious Metals (Chapters 68-71)	7.3%
3.8%	Base metals (Chapters 72-83)	2.7%
22.2%	Machinery (Chapters 84-85)	17.0%
14.0%	Transportation (Chapters 86-89)	20.0%
6.6%	Optical, Measuring, Medical or Other Instruments (Chapters 90-92)	8.6%
0.3%	Arms & Ammunition (Chapter 93)	0.2%
1.4%	Miscellaneous Manufactured Items (Chapters 94 -96)	0.7%
1.7%	Art & Antiques (Chapter 97)	2.3%
7.5%	Special Items (Chapters 98-99** Imports only 99)	3.2%

Source: U.S. Census Bureau USATrade Portal retrieved March 9, 2020

**II. U.S. Exports to European Union subject to U.S. Government Filing Requirements**

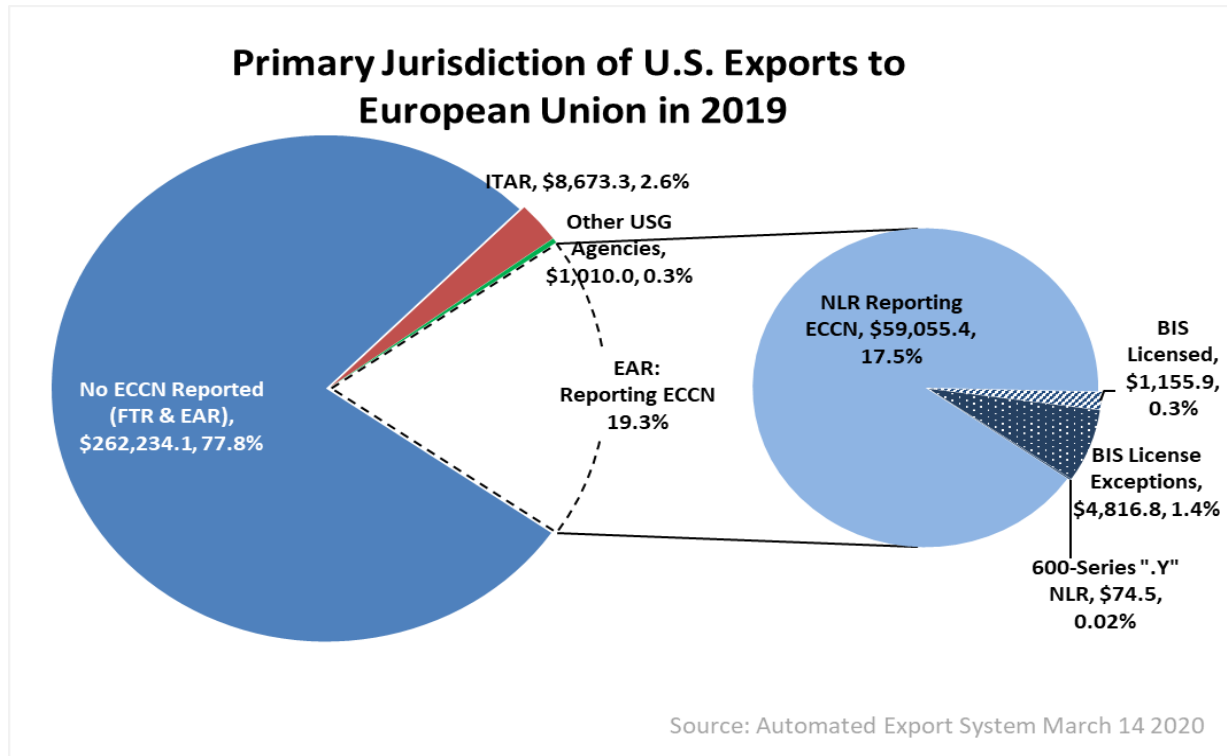
- In 2019, of the \$337.0 billion in U.S. exports to European Union:
 - 1.8% were subject to a BIS license requirement
 - 0.3% were exported under a BIS license; Worldwide, 0.4% were exported under a BIS license.
 - 1.4% were exported under a BIS license exception; Worldwide, 1.0% were exported under a BIS license exception.
 - 17.5% were exported under No License Required with an ECCN; Worldwide, 12.1% were exported under NLR with an ECCN reported
 - 0.02% were exported under NLR for .y 600-series items; Worldwide, 0.02% were exported under NLR for .y 600-series items.

European Union		2017	2018	2019
	Department of State	\$8,175.4	\$8,422.9	\$8,673.3
	Other USG Agencies	\$1,272.8	\$1,105.9	\$1,010.0
	Department of Commerce	\$273,808.3	\$308,847.5	\$327,336.6
	BIS Licensed	\$1,498.4	\$1,479.9	\$1,155.9
	BIS License Exceptions	\$5,794.0	\$5,419.2	\$4,816.8
	NLR reporting an ECCN	\$49,485.8	\$58,864.7	\$59,055.4
	NLR not reporting an ECCN	\$216,974.6	\$242,997.9	\$262,234.1
	600-Series ".Y" Paragraph NLR	\$55.5	\$85.8	\$74.5

Values in Millions of U.S. Dollars.

Source: Automated Export System

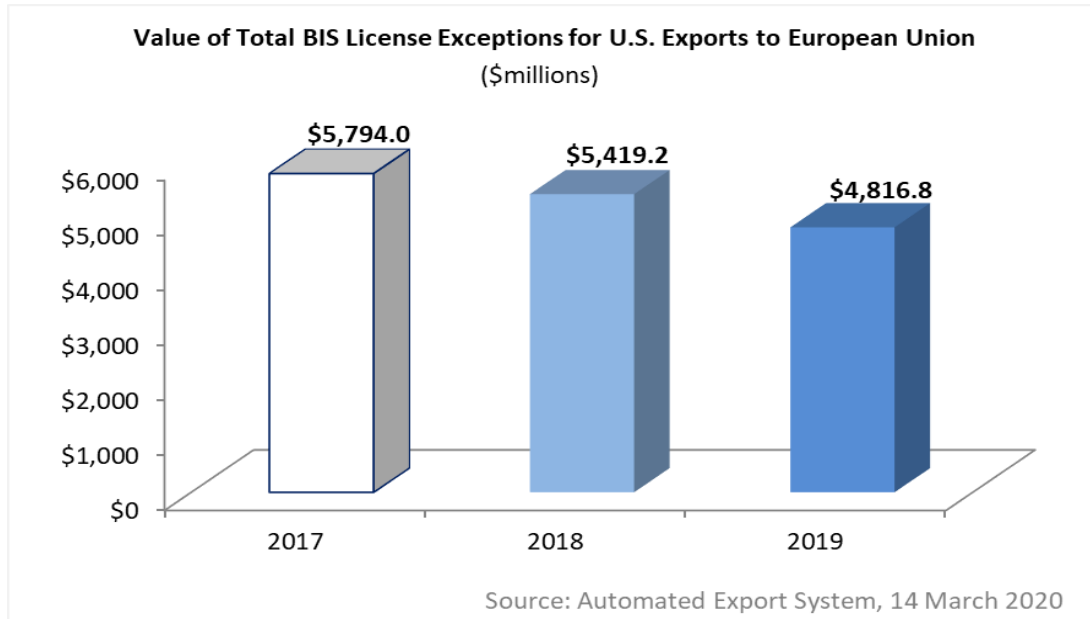
April 1, 2020



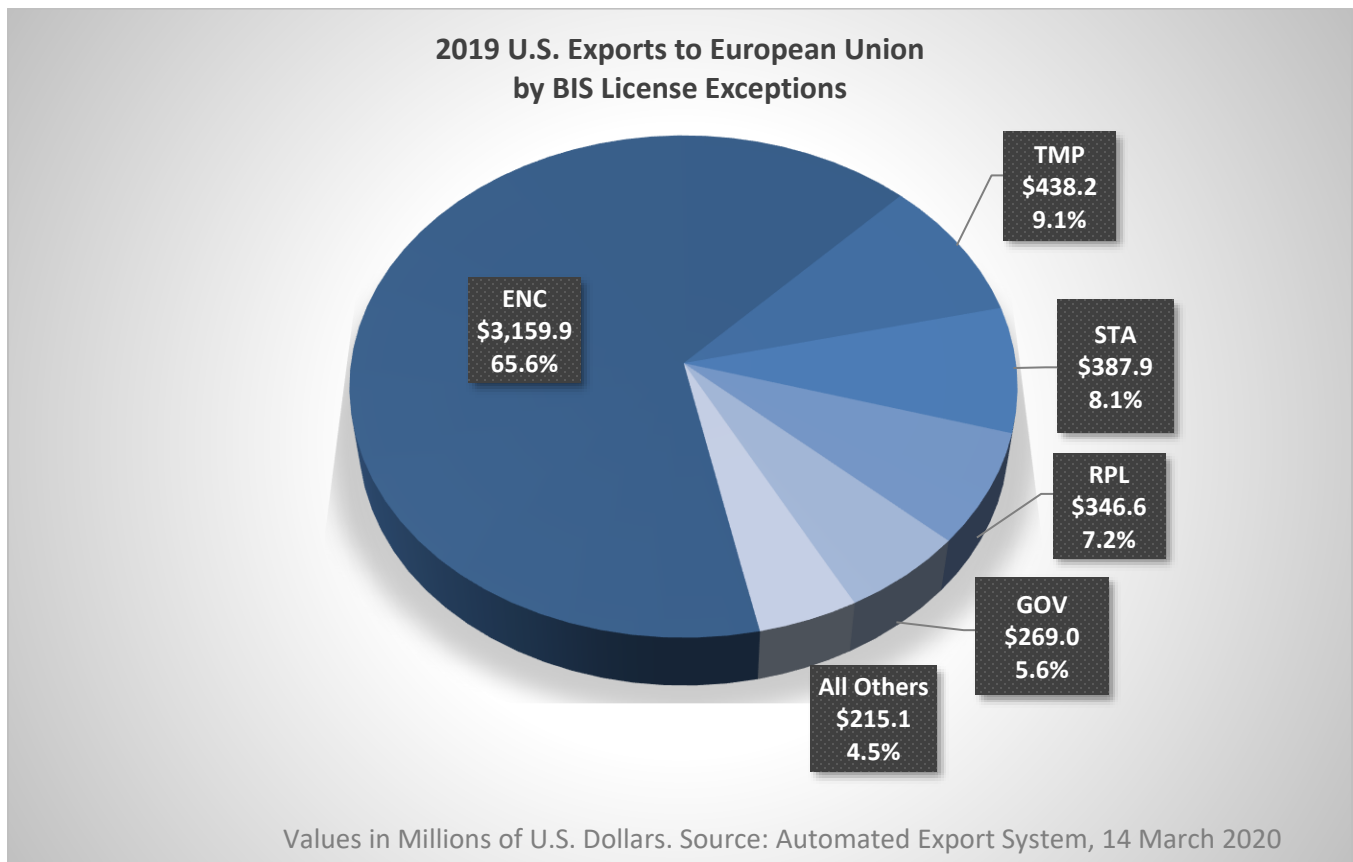


U.S. Exports to European Union

In 2019, U.S. exports to European Union shipped under a BIS license exception totaled \$4.8 billion, an 11.1% (\$602.4 million) decrease from 2018.



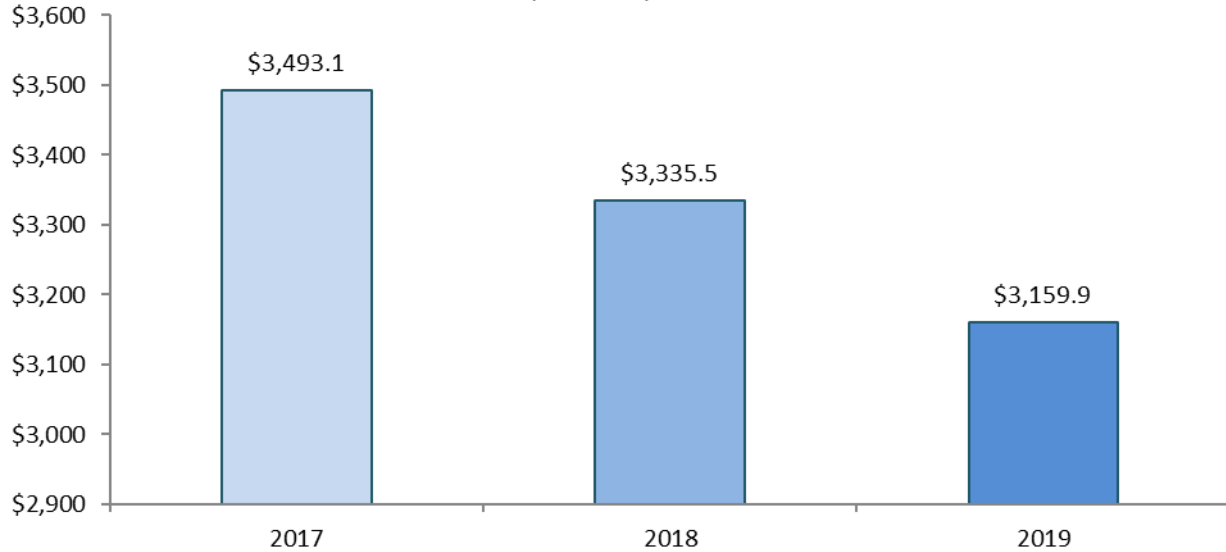
The top license exception Encryption commodities, Software and Technology (ENC) totaled \$3.2 billion (65.6% of all license exceptions).





U.S. Exports to European Union

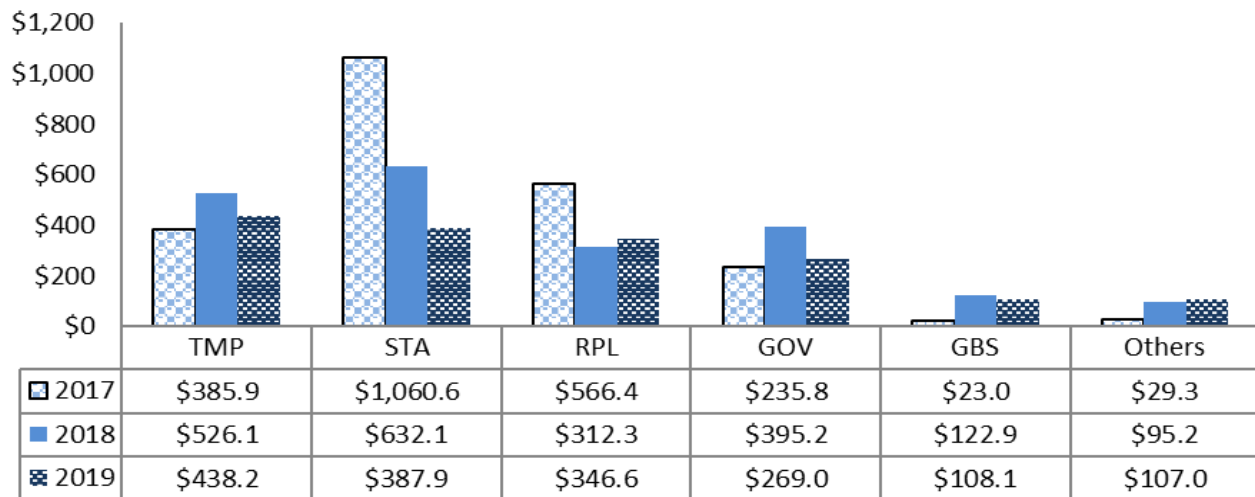
U.S. Exports to European Union under BIS License Exception: Encryption Commodities & Software
(\$millions)



Values in Millions of U.S. Dollars. Source: Automated Export System, 14 March 2020

In 2018 and 2019, there were significant decreases in both Encryption commodities, Software and Technology (ENC) and Strategic Trade Authorization (STA) to European Union. Since 2017, STA shipments to the European Union decreased 63.4% from \$1.1 billion in 2017 to \$387.9 million in 2019.

U.S. Exports to European Union under BIS License Exceptions
(\$millions)



NOTE: ENC: The BIS License Exception for Encryption is excluded from this chart

Values in Millions of U.S. Dollars. Source: Automated Export System, 14 March 2020



Top Ten ECCNs by Value to European Union (\$millions)	
LICENSED	#1 9A610 Military Aircraft and Related Commodities
	#2 7A103 Instrumentation, Navigation Equip./Systems Not
	#3 9A619 Military Gas Turbine Engines and Related Commodities
	#4 3A611 Military Electronics
	#5 9A604 Commodities Related to Launch Vehicles, Missiles, Rockets, torpedoes, ...
	#6 7A003 Inertial Navigation Systems (Gimballed/Strapdown)
	#7 0A606 Ground Vehicles and Related Commodities
	#8 9A515 Spacecraft and Related Commodities
	#9 1C351 Human and Animal Pathogens and toxins
	#10 3A001 Electronic Components

Note: ECCN Descriptions have been truncated: please review Commerce Control List for Full Description

Top Ten ECCNs by Value to European Union (\$millions)	
EXCEPTIONS	#1 5A002 Systems/Equip./Integrated Circuits for Info Sec
	#2 9A610 Military Aircraft and Related Commodities
	#3 9A619 Military Gas Turbine Engines and Related Commodities
	#4 Blank No ECCN is required for License Exceptions TMP*
	#5 9A991 Aircraft N.E.S. and Gas Turbine Engines not Controlled by 9A001 or 9A101...
	#6 3A611 Military Electronics
	#7 9A515 Spacecraft and Related Commodities
	#8 5B002 "Information Security" Test, Inspection and "Production" Equipment
	#9 3A001 Electronic Components
	#10 6A003 Cameras

Note: ECCN Descriptions have been truncated: please review Commerce Control List for Full Description

Top Ten ECCNs by Value to European Union (\$millions)	
NLR with ECCN	#1 9A991 Aircraft N.E.S. and Gas Turbine Engines not Controlled by 9A001 or 9A101...
	#2 5A992 Equipment not controlled by 5A002
	#3 5A991 Telecommunication Equip. Not Controlled by 5A001
	#4 7A994 Other Navigation Direction Finding Equip. ... Not Controlled under 7A003
	#5 3B991 Other Mfg/Test Equip. Not Controlled By 3B
	#6 4A994 Computers Not Controlled By 4A001 or 4A003
	#7 3B001 Epitaxial Equip. for Semiconductors
	#8 3A999 Specific Processing Equip., N.E.S.
	#9 8A992 Vessels, Marine Systems or Equip. not Controlled by 8A001 or 8A002...
	#10 1C990 Fibrous and Filamentary Materials, Not Controlled By 1C010 Or 1C210, f...

Note: ECCN Descriptions have been truncated: please review Commerce Control List for Full Description



U.S. Exports to European Union by Top Ten Export Control Classification Numbers (ECCN)

Top Ten ECCNs to European Union by Shipment Count	
LICENSED	#1 9A610 Military Aircraft and Related Commodities
	#2 9A619 Military Gas Turbine Engines and Related Commodities
	#3 3A611 Military Electronics
	#4 7A103 Instrumentation, Navigation Equip./Systems Not
	#5 0A606 Ground Vehicles and Related Commodities
	#6 9A604 Commodities Related to Launch Vehicles, Missiles, Rockets, torpedoes, ...
	#7 7A002 Gyros and Angular Rate Sensors, ...
	#8 9E610 Technology Required for the Development, Production Operation, Install...
	#9 3A001 Electronic Components
	#10 7A611 Navigation and Avionics equipment and systems, and "parts,"

Note: ECCN Descriptions have been truncated: please review Commerce Control List for Full Description

Top Ten ECCNs to European Union by Shipment Count	
EXCEPTIONS	#1 5A002 Systems/Equip./Integrated Circuits for Info Sec
	#2 9A610 Military Aircraft and Related Commodities
	#3 3A611 Military Electronics
	#4 EAR99 Items subject to the EAR that are not elsewhere controlled
	#5 5B002 "Information Security" Test, Inspection and "Production" Equipment
	#6 9A619 Military Gas Turbine Engines and Related Commodities
	#7 9A991 Aircraft N.E.S. and Gas Turbine Engines not Controlled by 9A001 or 9A101...
	#8 6A003 Cameras
	#9 5D002 "Software" as follows (see List of Items Controlled)
	#10 7A103 Instrumentation, Navigation Equip./Systems Not

Note: ECCN Descriptions have been truncated: please review Commerce Control List for Full Description

Top Ten ECCNs to European Union by Shipment Count	
NLR with ECCN	#1 9A991 Aircraft N.E.S. and Gas Turbine Engines not Controlled by 9A001 or 9A101...
	#2 5A991 Telecommunication Equip. Not Controlled by 5A001
	#3 5A992 Equipment not controlled by 5A002
	#4 7A994 Other Navigation Direction Finding Equip. ... Not Controlled under 7A003
	#5 3B991 Other Mfg/Test Equip. Not Controlled By 3B
	#6 4A994 Computers Not Controlled By 4A001 or 4A003
	#7 3A999 Specific Processing Equip., N.E.S.
	#8 3A992 General Purpose Electronic Equip. Note Controlled by 3A002
	#9 2B999 Specific Processing Equip., N.E.S.
	#10 8A992 Vessels, Marine Systems or Equip. not Controlled by 8A001 or 8A002...

Note: ECCN Descriptions have been truncated: please review Commerce Control List for Full Description

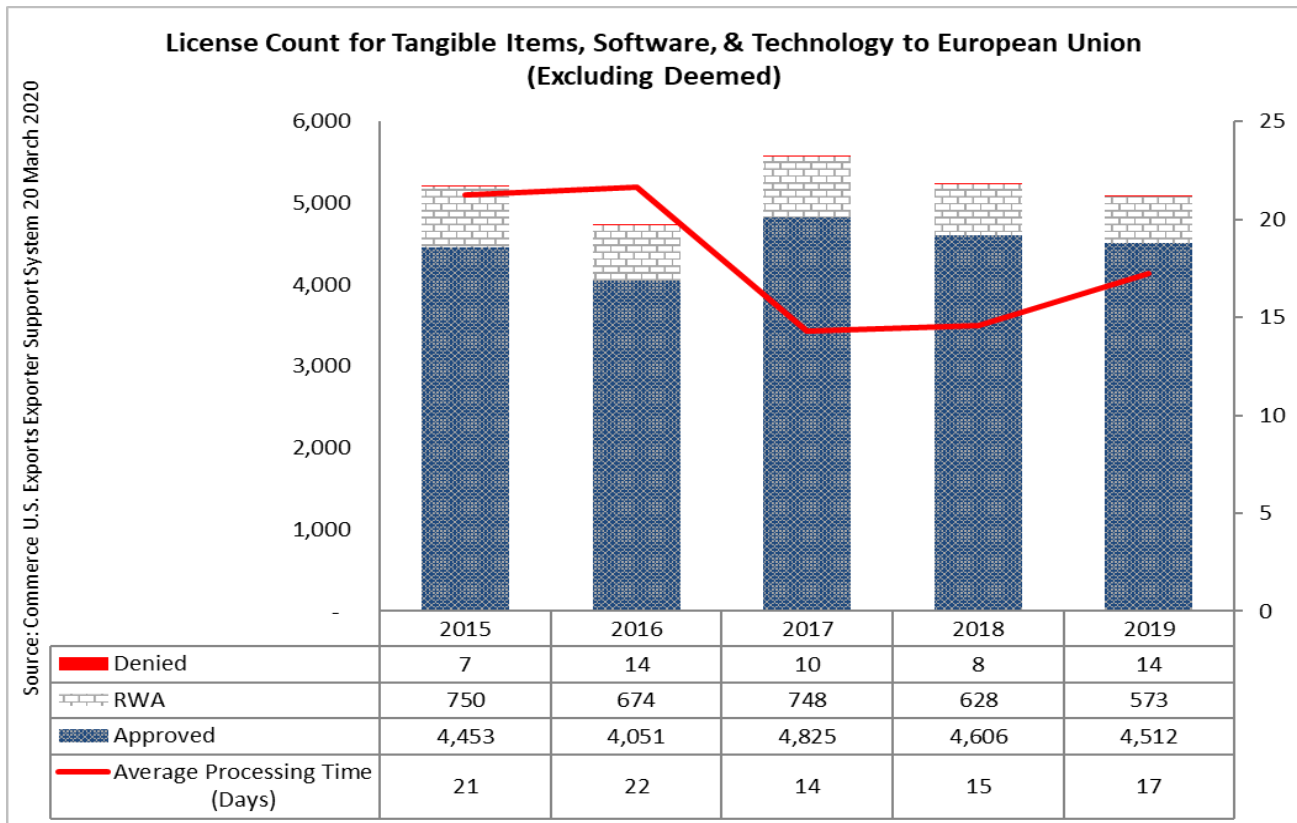


III. BIS Licensing to European Union

In 2019, BIS reviewed 5,099 export/re-export applications (not including deemed export applications) valued at \$12.8 billion for European Union, out of a total of 32,993 applications worldwide for tangible items, software and technology valued at \$158.8 billion.

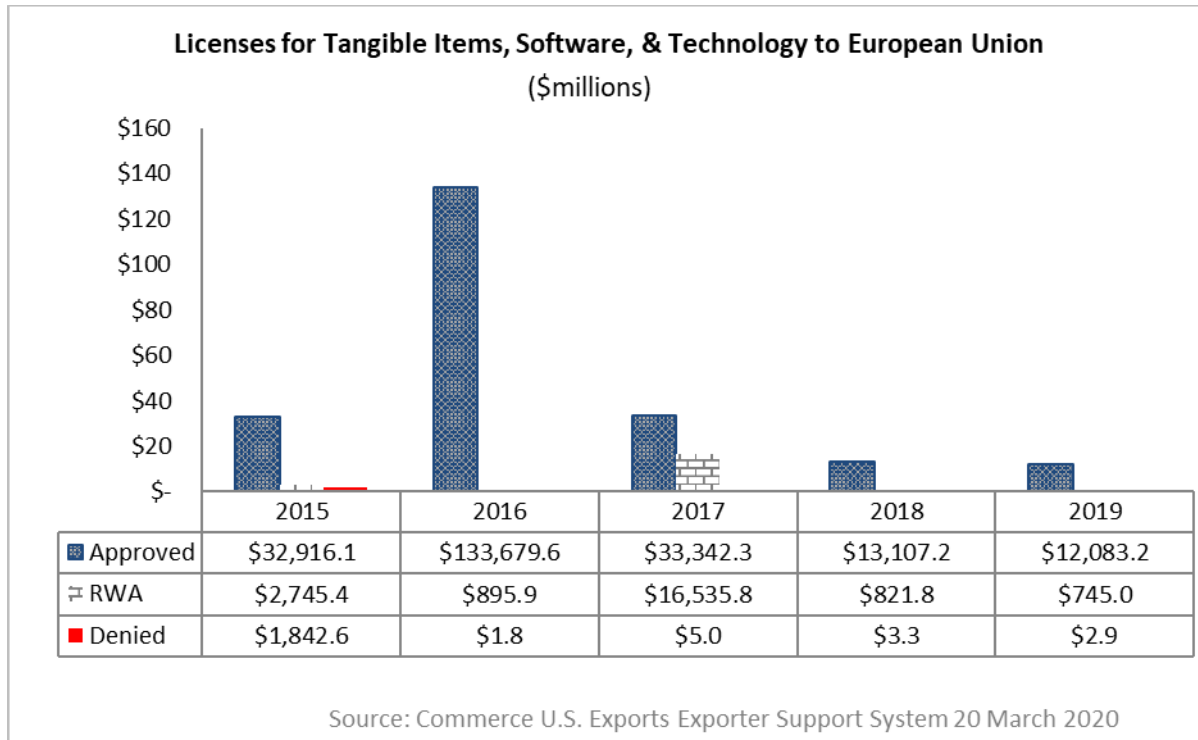
– Approved applications for European Union totaled 4,512 (88.5% of the total applications) valued at \$2.8 billion, compared to 28,223 (85.5%) approved for all destinations valued at \$123.0 billion.

In 2019, BIS approved 86 deemed export applications from European Union nationals, out of 1,320 applications worldwide for deemed exports.





BIS License Determination Trends for European Union



Top Ten Approved (with deemed) ECCNs to European Union by Count			2015	2016	2017	2018	2019	% of World Total 2019
APPROVED	#1	9A610 Military Aircraft and Related Commodities	1,998	1,651	1,876	1,801	1,838	36.2%
	#2	3A611 Military Electronics	765	881	1,032	898	863	37.9%
	#3	9E610 Technology Required for the Development, Producti	599	437	507	547	578	44.2%
	#4	9A619 Military Gas Turbine Engines and Related Commeri	497	354	367	435	408	36.6%
	#5	3A001 Electronic Components	232	271	320	391	365	32.8%
	#6	0A606 Ground Vehicles and Related Commodities	193	212	336	332	338	41.8%
	#7	6A003 Cameras	90	114	151	223	243	23.3%
	#8	9E619 Technology for Commodities controlled by 9A619, .	283	160	179	215	208	48.5%
	#9	3E611 Technology Required for Military Electronics	100	193	227	217	191	40.6%
	#10	7A611 Navigation and Avionics equipment and systems, ar	0	0	222	207	187	49.0%

Source: Commerce U.S. Exports Exporter Support System 20 March 2020

Note: ECCN Descriptions have been truncated: please review Commerce Control List for Full Description



BIS License Determination Trends for European Union

Top Ten Approved (with deemed) ECCNs to European Union by Count					2015	2016	2017	2018	2019	% of World Total 2019
APPROVED	#1	9A610	Military Aircraft and Related Commodities		1998	1651	1876	1801	1838	36.2%
	#2	3A611	Military Electronics		765	881	1032	898	863	37.9%
	#3	9E610	Technology Required for the Development, Producti	599	437	507	547	578	578	44.2%
	#4	9A619	Military Gas Turbine Engines and Related Commodi	497	354	367	435	408	408	36.6%
	#5	3A001	Electronic Components		232	271	320	391	365	32.8%
	#6	0A606	Ground Vehicles and Related Commodities		193	212	336	332	338	41.8%
	#7	6A003	Cameras		90	114	151	223	243	23.3%
	#8	9E619	Technology for Commodities controlled by 9A619, .	283	160	179	215	215	208	48.5%
	#9	3E611	Technology Required for Military Electronics		100	193	227	217	191	40.6%
	#10	7A611	Navigation and Avionics equipment and systems, ar	0	0	0	222	207	187	49.0%

Source: Commerce U.S. Exports Exporter Support System 20 March 2020

Note: ECCN Descriptions have been truncated: please review Commerce Control List for Full Description

Top Five Denied (with deemed) ECCNs to European Union by Count					2019	% of World Total 2019
Denied	#1	3A001	Electronic Components		7	14.0%
	#2	3A101	Electronic Equip./Devices Not Controlled By 3A001		2	66.7%
	#3	0A614	Military Training Equipment		1	100.0%
	#4	0A987	Optical Sighting Devices for Firearms		1	4.0%
	#5	3A611	Military Electronics		1	25.0%

Source: Commerce U.S. Exports Exporter Support System 20 March 2020



Summary

Summary of U.S. Exports to European Union Calendar Year 2019				
	CY2019	CY2018	% of Total Exports	Percentage Change from previous year
Total Exports	\$337,019,931,524	\$318,376,271,677		5.9%
Subject to ITAR	\$8,673,033,960	\$8,422,728,632	2.6%	3.0%
Subject to Other Gov. Agencies	\$1,010,020,572	\$1,105,904,165	0.3%	-8.7%
Detailed Summary of EAR-Controlled Exports				
AES License Type	Description	Value	Percentage of Total	Percentage Description
C30	Licenses	\$1,155,833,957	100.0%	
VDC	Voluntary Disclosure	\$0		
Total of Licensed		\$1,155,833,957	0.3%	total licensed/total exports
C35	LVS	\$3,814,165	0.1%	
C36	GBS	\$108,096,751	2.2%	
C38	TSR	\$43,936	0.0%	
C40	TMP	\$438,200,551	9.1%	
C41	RPL	\$346,621,162	7.2%	
C42	GOV	\$268,999,682	5.6%	
C43	GFT	\$376,752	0.0%	
C44	TSU	\$12,143,762	0.3%	
C45	BAG	\$98,657	0.0%	
C46	AVS	\$83,550,935	1.7%	
C50	ENC	\$3,159,922,018	65.6%	
C53	APP	\$7,021,436	0.1%	
C59	STA	\$387,869,134	8.1%	
Total of License Exceptions		\$4,816,758,941	1.4%	total license exceptions/total exports
			80.6%	total license exceptions/total subject to license requirement
Total subject to license requirement (Licensed and License Exceptions)		\$5,972,592,898	1.8%	total subject to license requirement/total exports
C33	NLR with an ECCN	\$59,055,380,212	17.5%	NLR with an ECCN/total exports
C60	NLR for .y subparagraph 600-series	\$74,468,196	0.02%	NLR for .y subparagraph 600-series/total exports
Total of NLR		\$59,129,848,408	17.5%	total NLR with an ECCN/total export
Exports not reporting an ECCN		\$262,234,435,686	77.8%	
Source: U.S. Census Bureau, Foreign Trade Division and Automated Export System				